SQ ALEXANDRA PARK - BLOCK 11

ISSUED FOR TENDER

2015-05-05

All drawings, specifications, related documents and designs are the copyright property of Teeple Architects Inc. and must be returned on request. Reproduction of the drawings, specifications, related documents and designs in whole or in part is strictly forbidden without the architect's written consent.

This drawing, as an instrument of service, is provided by and is the property of Teeple Architects Inc. and shall be used only for the project shown and in accordance with agreement between owner and architect. Contractor is responsible for the coordination and verification of all dimensions contained hereon and all measurements and conditions on the job shall be verified before work is begun. Do not scale drawings. Report any discrepancies to the consultant in writing prior to the commencement of the affected work.

DO NOT SCALE THIS DRAWING

This drawing shall not be used for construction purposes unless countersigned

Teeple Architects Inc.

SPADINA ▸ QUEEN

TRIDEL®

DRAWING LIST

A 001	COVER SHEET & STATISTICS
A 101	SITE PLAN BLOCKS 10 AND 11
A 102	SITE PLAN BLOCK 11
A 103	LIFE SAFETY PLANS P2-L4
A 104	LIFE SAFETY PLANS L5-L10
A 105	LIFE SAFETY PLANS L11-PH
A 110	EXTERIOR CONSTRUCTION ASSEMBLIES
A 111	INTERIOR CONSTRUCTION ASSEMBLIES
A 201	LEVEL P2 PLAN
A 202	LEVEL P1 PLAN
A 203	LEVEL 1 PLAN SOUTH
A 204	LEVEL 1 PLAN NORTH
A 205	LEVEL 2 PLAN SOUTH
A 206	LEVEL 2 PLAN NORTH
A 207	LEVEL 3 PLAN SOUTH
A 208	LEVEL 3 PLAN NORTH
A 209	LEVEL 4 PLAN SOUTH
A 210	LEVEL 4 PLAN NORTH
A 211	LEVEL 5 PLAN SOUTH
A 212	LEVEL 5 PLAN NORTH
A 213	LEVEL 6 PLAN SOUTH
A 214	LEVEL 6 PLAN NORTH
A 215	LEVEL 7 PLAN SOUTH
A 216	LEVEL 7 PLAN NORTH
A 217	LEVEL 8 PLAN SOUTH
A 218	LEVEL 8 PLAN NORTH
A 219	LEVEL 9 PLAN SOUTH
A 220	LEVEL 9 PLAN NORTH
A 221	LEVEL 10 PLAN
A 222	LEVEL 11 PLAN
A 223	LEVEL 12 PLAN
A 224	LEVEL 13 PLAN
A 225	LEVEL 14 PLAN
A 226	LOWER ROOF PLAN
A 227	UPPER ROOF PLAN
A 250	LEVEL 1 EOS PLAN SOUTH
A 251	LEVEL 1 EOS PLAN NORTH
A 252	LEVEL 2 EOS PLAN SOUTH
A 253	LEVEL 2 EOS PLAN NORTH
A 254	LEVEL 3 & 4 EOS PLAN
A 255	LEVEL 5 & 6 EOS PLAN
A 256	LEVEL 7 & 8 EOS PLAN
A 257	LEVEL 9 & 10 EOS PLAN
A 258	LEVEL 11, 12 & 13 EOS PLAN
A 260	RCP P1 & P2
A 261	RCP GROUND & LV 2
A 262	RCP LEVEL 3
A 301	EAST ELEVATION
A 302	WEST ELEVATION
A 303	SOUTH ELEVATION
A 304	NORTH ELEVATION
A 401	SECTION W/E 1
A 402	SECTION W/E 2 & 3
A 403	SECTION S/N 1
A 404	SECTION S/N 2
A 405	SECTION S/N 3
A 501	WALL SECTIONS - EAST
A 502	WALL SECTIONS - EAST
A 503	WALL SECTIONS - NORTH
A 504	WALL SECTIONS - WEST
A 505	WALL SECTIONS - WEST
A 506	WALL SECTIONS - SOUTH
A 507	WALL SECTIONS - PENTHOUSE
A 508	WALL SECTIONS - P1 & P2
A 601	PLAN DETAILS - GROUND FLOOR
A 602	PLAN DETAILS - GROUND FLOOR
A 603	PLAN DETAILS - SECOND FLOOR
A 604	PLAN DETAILS - TYPICAL
A 605	PLAN DETAILS - TYPICAL
A 606	PLAN DETAILS
A 609	SECTION DETAILS - FOUNDATION WALLS - EAST
A 610	SECTION DETAILS - FOUNDATION WALLS - NORTH
A 611	SECTION DETAILS - FOUNDATION WALLS - SOUTH
A 612	SECTIONS DETAILS - GROUND FLOOR
A 613	SECTION DETAILS - TYPICAL WALL SECTIONS
A 614	SECTION DETAILS - TERRACE GUARDS
A 615	SECTION DETAILS - BALCONY GUARDS
A 620	TYPICAL FALL ARREST DETAILS AT ROOF, TERRACE AND SOFFIT
A 621	TYPICAL ROOF AND TERRACE DETAILS
A 701	STAIR PLANS & SECTIONS
A 702	STAIR PLANS & SECTIONS
A 703	STAIR PLANS & SECTIONS
A 800	TYPICAL INTERIOR DETAILS
A 801	INTERIOR DETAILS
A 802	INTERIOR DETAILS
A 1001	DOOR SCHEDULE
A 1002	ROOM FINISH SCHEDULE

Item	Ontario Building Code Data Matrix Part 3				Building Code Reference References are to Division B unless noted [A] for Division A or [C] for Division C.
1	Project Description: 14 storey residential condominium building with two levels of private underground parking and a 9th level amenity terrace	☐ Change of Use	■ New ☐ Addition ☐ Alteration	☐ Part 11 11.1 to 11.4	■ Part 3 1.1.2. [A]
2	Major Occupancy(s) Group C (major), A2 levels 1, 9 amenity (subsidiary), F3 underground parking (subsidiary)				3.1.2.1.(1)
3	Building Area (m²)	Existing -	New 2,200 M2	Total 2,200	1.4.1.2. [A]
4	Gross Area	Existing -	New 19,306.6 M2	Total 19,306.6 M2	1.4.1.2. [A]
5	Number of Storeys 14	Above grade 14	Below grade 2		1.4.1.2. [A]&3.2.1.1.
6	Number of Streets/Fire Fighter Access 1				3.2.2.10. & 3.2.5.
7	Building Classification Group C : Any Height, Any Area (sprinklered) applies generally Group A2: Any Height, Any Area (sprinklered) Group F3: Any Height, Any Area (sprinklered)				3.2.2.42 3.2.2.23 3.2.2.73
8	Sprinkler System Proposed		■ entire building ☐ selected compartments ☐ selected floor areas ☐ basement ☐ in lieu of roof rating ☐ not required		3.2.2.20.-.83 3.2.1.5. 3.2.2.17. INDEX
9	Standpipe required		■ Yes ☐ No		3.2.9.
10	Fire Alarm required		■ Yes ☐ No		3.2.4.
11	Water Service/Supply is Adequate		■ Yes ☐ No		3.2.5.7.
12	High Building		■ Yes ☐ No		3.2.6.
13	Construction Restrictions Actual Construction	☐ Combustible permitted ☐ Combustible	■ Non-combustible ☐ Both required ■ Non-combustible ☐ Both		3.2.2.20.-.83
14	Mezzanine(s) Area m² - N/A				3.2.1.1.(3)-(8)
15	Occupant load based on Refer to Part 3 Building Code Compliance Report by Randal Brown & Associates Engineering Limited for Amenity Area Load Calculations	☐ m²/person	■ design of building		3.1.17.
16	Barrier-free Design	■ Yes ☐ No (Explain)			3.8.
17	Hazardous Subsitances	☐ Yes ■ No (Explain)			3.3.1.2 & 3.3.1.19
18	Required Fire Resistance Rating (FRR)	Horizontal Assemblies FRR (Hours)	Description (SB-2)		3.2.2.20.-.83 & 3.2.1.4.
		Floors 2 Hours	SB-2 2.2.1		
		Roof 2 Hours Occupied roof terraces 0 hours elsewhere	SB-2 2.2.1		
		Mezzanine 1 Hour N/A			
		FRR of Supporting Members 2 Hours	SB-2 2.2.1		
		Floors 2 Hours	SB-2 2.2.1		
		Roof 0 Hours Roof 2 Hours at occupied terraces	SB-2 2.2.1 SB-2 2.2.1		
		Mezzanine 1 Hour N/ A			

19 Spatial Separation – Construction of Exterior Walls (3.2.3.)

Wall	Area of EBF (m²)	L.D. (m)	L/H or H/L	Permitted Max. % of Openings	Proposed % of Openings	FRR (Hours)	Listed Design or Description	Comb Const	Comb. Const. Non-comb. Cladding	Non-comb. Constr.
North		8.5	L/H	82%	35% +-					
South Units 121,221, 321,421 L1 – L4	31.2 (L1) 21.7 (L2) 20.5 (L3,L4)	0.0	L/H	0.0%	0.0%	1			Non-comb. cladding.	Non-comb. Constr.
South Units 219,319, 419 L2 – L4	25.6 (L2) 24.2 (L3,L4)	1.2 1.2	L/H L/H	14% 16%	12% Bedrm. W. 12% Bedrm. W.	1 1			Non-comb. cladding.	Non-comb. Constr.
South L5	80.1	4.6	L/H	36%	34%	3/4			Non-comb. cladding.	Non-comb. Constr.
South L6 - L8	77.3 / Level	7.7	L/H	100%	35% +-					Non-comb. Constr.
South L9 – L14		22.9	L/H	100%	35% +-					Non-comb. Constr.
East		10.5	L/H	100%	35% +-					Non-comb. Constr.
West		11.4	L/H	100%	35% +-					Non-comb. Constr.

20 For additional code compliance methodology, Refer to Part 3 Building Code Compliance Report by Randal Brown & Associates Engineering Limited.

PROJECT TEAM

DEVELOPER

Toronto Community Housing Corporation
931 Yonge Street, 6th Floor
Toronto, Ontario
M4W 2H2

Leslie Gash
Project Manager
P 416 981 4374
E Leslie.Gash@torontohousing.ca

Tridel
4800 Dufferin ST
Toronto, ON
M3H 5S9

Steve Daniels
Project Manager
P 416 645 7006
C 416 560 8647
E SDaniels@Tridel.com

Fred Foo
Project Manager -Deltera
P 416 645 7007 ext 2536
E ffoo@deltera.com

ARCHITECTURAL

Teeple Architects Inc.
5 Camden Street
Toronto, Ontario
M5V 1V2

Martin Baron
Project Architect
P 416 598 0554 ext 232
C 416 8201874
E mbaron@teeplearch.com

Jeff Hanning
Senior Architect
P 416 598 0554 ext 241
E jhanning@teeplearch.com

STRUCTURAL

Jablonsky, Ast and Partners
1129 Leslie Street
Don Mills, Ontario
M3C 2K5

Houman Pouladi
Design Engineer
P 416 447 7405 ext 104
E hpouladi@astint.on.ca

MECHANICAL

Novatrend Engineering
Suite 31 - 175 West Beaver Creek Road
Richmond Hill, Ontario, L4B 3M1
Eric Pun Project Engineer
P 905 882 5445
F 905 882 5447
E eric@novatrendeng.com

ELECTRICAL

Novatrend Engineering
Suite 31 - 175 West Beaver Creek Road
Richmond Hill, Ontario, L4B 3M1
Stanley Tam Project Engineer
P 905 882 5445 x 222
F 905 882 5447
E stan@novatrendeng.com

LANDSCAPE

Janet Rosenberg & Studio
148 Kenwood Avenue
Toronto, ON M6C 2S3

Greg Warren
P 416 656 6665
F 416 656 5756
E gwarren@jrstudio.ca

CIVIL

GHD
Suite 310 - 11 Allstate Parkway
Markham Ontario
L3R 9T8

James Few
P 905 752 4379
E james.few@ghd.com

INTERIOR DESIGN

Union 31
Suite 201-183 Bathurst St
Toronto, ON
M5T 2R7

Kelly Cray
P 416.597 1576 ext 231
E kelly@union31.com
Andrea Pierre
E andrea@union31.com

TGS/LEED CONSULTANT

Provident Energy Managemant
100 Supertest RD
North York Ontario
M3J 2MR

Craig McIntyre
P 416 736 0630
E cmcintyre@pemi.com

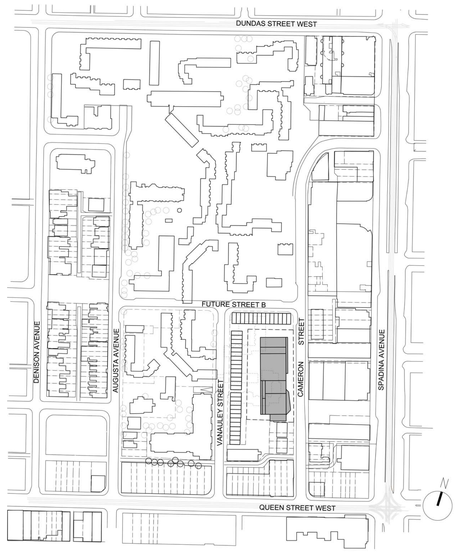

CONTEXT PLAN 1:2000

PROJECT STATISTICS: ALEXANDRA PARK BLOCK 11 MARKET CONDOMINIUM

MUNICIPAL ADDRESS:
38 Cameron Street, Toronto, Ontario M5T 2H2

GROSS SITE AREA 4244.1 m²

TOTAL PROPOSED GROSS FLOOR AREA (M²): 19306.6 m²
as defined by Site Specific Bylaw

	REQUIRED/PERMITTED			PROPOSED		
ZONING:	RA					
HEIGHT:				44m	Exclusive of elevator over-run	
SETBACKS:	3m 7.5m 7.5m 7.5m	Front Setback Sideyard Setback Rearyard Setback Setback from centreline of public lane		3m 0 - 8.5m 10 - 12.5m 10.3m	Front Setback Sideyard Setback Rearyard Setback Setback from centreline of public lane	
AMENITY SPACE:	2m² / unit					
	INDOOR AMENITY	482	m²	INDOOR AMENITY	482	m²
	OUTDOOR AMENITY	482	m²	OUTDOOR AMENITY	482	m²
PROGRAM:				BACHELOR/STUDIO	2	
				1 BEDROOM	44	
				1 BEDROOM+DEN	123	
				2 BEDROOM	49	
				2 BEDROOM +DEN	10	
				3 BEDROOM	13	
				TOTAL	**241**	
LOADING:	1 - TYPE G			1 - TYPE G		
GARBAGE & RECYCLING		AREA (m²)	BINS		AREA (m²)	BINS
	FIRST 50 UNITS (ASSUMES 1 GARBAGE, 1 RECYCLING, 1 ORGANIC BIN)	25	3			
	13 m2 FOR EACH ADDITIONAL 50 UNITS	52	8			
	BULK/WHITE GOODS	10				
	TOTAL	**87**	**11**	**TOTAL**	**87**	**11**
STAGING AREA:	ADD 5m² TO TYPE G LOADING AREA FOR EVERY 50 UNITS >50	20	4		20	4
PARKING:	UNIT TYPE	RATE/UNIT		RESIDENTIAL		
AS PER CITY OF TORONTO POLICY AREA 1 STANDARD	BACHELOR/ STUDIO	0.30	0.6	LEVEL P1		57
	1 -BEDROOM & 1-BDRM+DEN	0.50	83.5	LEVEL P2		63
	2-BEDROOM & 2-BDRM+DEN	0.80	47.2			
	3-BEDROOM	1.00	13	VISITOR		
Repealled City of Toronto Bylaw 1156	VISITOR	0.10	24.1	LEVEL P1		14
	TOTAL		**168**	**TOTAL**		**134**
RESIDENTIAL BICYCLE PARKING:	TYPE	RATE/UNIT			TOTAL	ABOVE GRADE
	PER CITY OF TORONTO ZONING BYLAW 438-86 4(13)c			RESIDENTIAL	193	166
	TOTAL	0.75	180	VISITOR	48	48
	RESIDENTIAL	80% OF TOTAL	144	TOTALS	**241**	**214**
	SHORT TERM	20% OF TOTAL	36			
	AS PER CITY OF TORONTO GREEN STANDARDS 'CYCLING INFRASTRUCTURE' REQUIREMENTS (4G2.1)					
	OCCUPANT	0.8	**192.8**			
	VISITOR	0.2	**48.2**			
	TOTAL		**241**			

METRIC SCALE DRAWING
FIRST FLOOR ELEV. +93.60m

No.	ISSUED / REVISED FOR:	DATE:
1	Issued for SPA	2013-03-26
2	Issued for Coordination	2013-04-11
3	Issued for Coordination	2013-04-17
4	Reissued for SPA	2014-01-10
5	Issued for Coordination	2014-03-28
6	Issued for Elevator Tender	2014-04-07
7	Issued for Coordination	2014-06-02
8	Issued for 50% Completion	2014-05-23
9	Issued for Permit	2014-05-30
10	Issued for Coordination	2014-06-23
11	Reissued for Permit	2014-07-10
12	Reissued for Permit	2014-08-22
13	Issued for Tender	2014-08-26
14	Issued for Tender	2014-09-22
15	Reissued for SPA	2014-10-23
16	Issued for Flooring Tender	2015-03-10
17	Issued for Tender	2015-05-05

SQ ALEXANDRA PARK - BLOCK 11
38 CAMERON ST, TORONTO, ONTARIO M5T 2H2

project no:	12-115
scale:	1 : 1
drawn by:	TAI
reviewed by:	JH
date:	2014-09-22

Teeple Architects
5 CAMERON STREET TORONTO, ONTARIO
416.598.0554 TEL FAX 416.598.1728
INFO@TEEPLEARCH.COM

COVER SHEET & STATISTICS

A 001

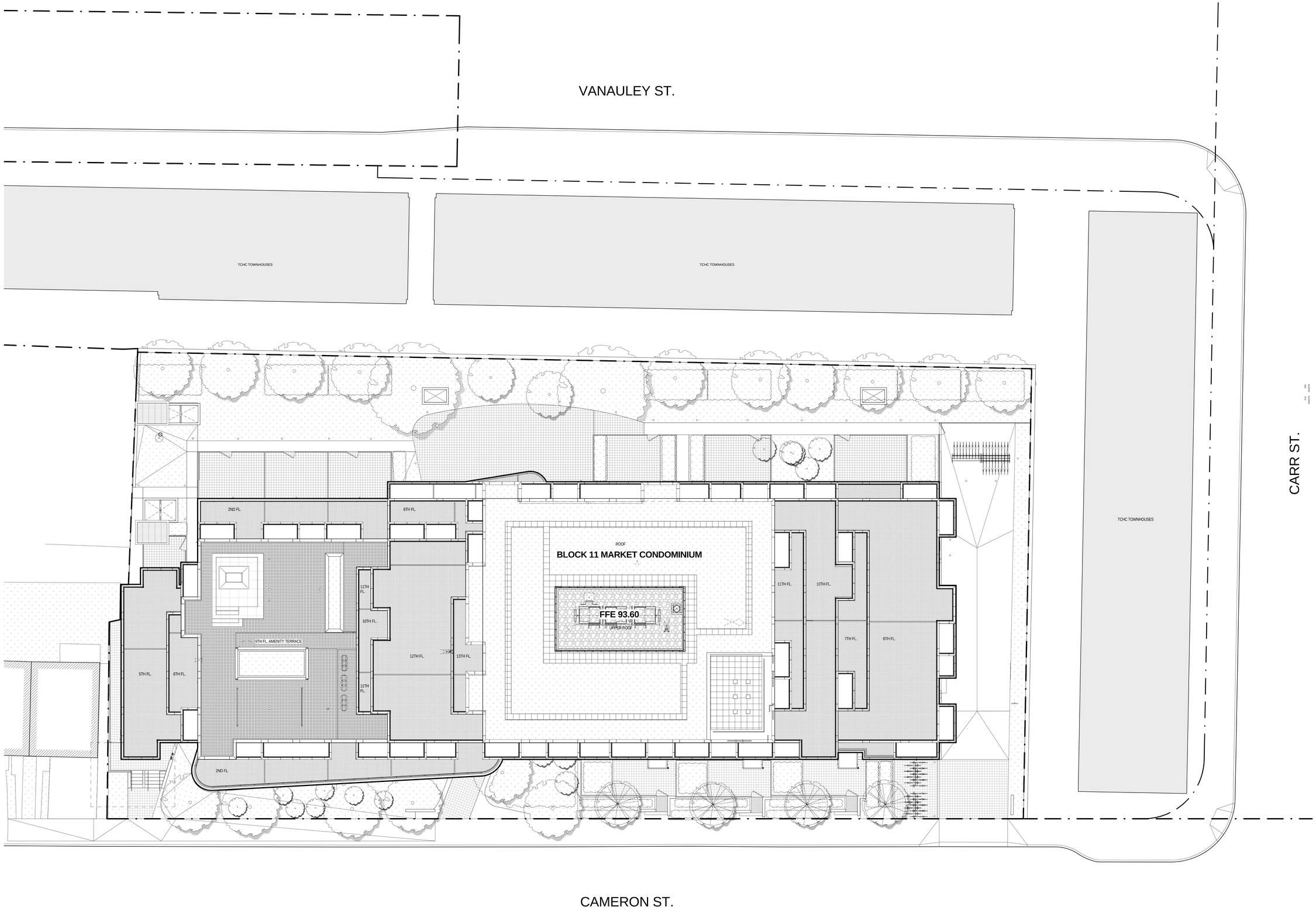

B11 AND B10 SITEPLAN

All drawings, specifications, related documents and design are the property of Teeple Architects Inc. and are subject to protection by copyright. Reproduction of the drawings, specifications, related documents and design in whole or in part is strictly forbidden without the architect's written permission.

This drawing, as an instrument of service, is provided by and is the property of Teeple Architects Inc. and shall be used only for the project shown and specified herein. Do not scale this drawing. The contractor is responsible for the coordination and verification of all dimensions contained hereon and all measurements and conditions on the site prior to commencement of work. Report any shop drawing discrepancies to the consultant in writing prior to the commencement of affected work.

DO NOT SCALE THIS DRAWING

This drawing shall not be used for construction purposes unless countersigned

Teeple Architects Inc.

SPADINA QUEEN

TRIDEL

METRIC SCALE DRAWING

FIRST FLOOR ELEV. +93.60m

No.	ISSUED / REVISED FOR:	DATE:
1	Issued for SPA	2013-03-26
2	Issued for Coordination	2013-04-11
3	Issued for Coordination	2013-04-17
4	Reissued for SPA	2014-01-10
5	Issued for Coordination	2014-03-28
6	Issued for Coordination	2014-05-02
7	Issued for 50% Completion	2014-05-23
8	Issued for Permit	2014-05-30
9	Issued for Coordination	2014-06-23
10	Reissued for Permit	2014-07-10
11	Reissued for Permit	2014-08-22
12	Issued for Tender	2014-08-26
13	Issued for Tender	2014-09-22
14	Issued for Tender	2015-05-05

SQ ALEXANDRA PARK - BLOCK 11

38 CAMERON ST, TORONTO, ONTARIO M5T 2H2

project no:	12-115
scale:	1 : 125
drawn by:	TJU
reviewed by:	JH
date:	2014-09-22

Teeple Architects

5 CAMERON STREET TORONTO, ONTARIO
416-598-0504 TEL FAX 416-598-1705
INFO@TEEPLEARCH.COM

SITE PLAN BLOCKS 10 AND 11

A 101

Toronto Green Standard
Statistics Template
For Mid to High Rise Development

TORONTO City Planning Division

The Toronto Green Standard Template is submitted with Site Plan Control Applications and stand alone Zoning Bylaw Amendment applications. Complete the table and copy it directly onto the Site Plan submitted as part of the application. Information marked with (*) are required fields for stand alone Zoning Bylaw Amendment applications. All fields should be completed for Site Plan Control applications. Refer to the full Toronto Green Standard for Mid to High Rise Development for the complete set of standards and detailed specifications: (http://www.toronto.ca/planning/environmentalgreendevelopment.htm)

Toronto Green Standard Statistics

General Project Description		Proposed
Total Gross Floor Area		19306.6
Breakdown of project components:		19306.6
Residential		19306.6
Retail		
Commercial		
Industrial		
Institutional/other		
Total number residential units (multi-dwellings only)		241
Automobile Infrastructure	Required	Proposed
*Number of parking spaces	168	134
*Number of parking spaces with roughed-in conduits (multi-dwellings only)		5
*Number of parking spaces dedicated for priority parking (institutional/commercial only)		
Cycling Infrastructure	Required	Proposed
*Number of occupant bicycle parking spaces	193	193
Number of occupant bicycle parking spaces at-grade	10	166
*Number of visitor bicycle parking spaces (residential, institutional, commercial, retail only)	48	48
Number of visitor bicycle parking spaces at-grade (residential, institutional, commercial, retail only)	48	48
*Number of male shower and change facilities (non-residential only)	-	-
*Number of female shower and change facilities (non-residential only)	-	-
Urban Heat Island Reduction: At-Grade	Required	Proposed
Total non-roof hardscape area (m^2)	-	1034.4
Total non-roof hardscape area treated for Urban Heat Island (m^2)	775.8	1034.4
Total non-roof hardscape area treated for Urban Heat Island (%)	75	100
Percentage of non-roof hardscape treated with:		
a) High-albedo surface material	-	1034.4
b) open-grid pavement	-	0
c) shade	-	0
Number of internal shade trees in surface parking area	-	-

Urban Heat Island Reduction: Roof	Required	Proposed
Available Roof Space (m^2)	-	745.4
Available Roof Space provided as Green Roof (m^2)	372.7	497
Available Roof Space provided as Green Roof (%)	50	66
Available Roof Space provided as Cool Roof (m^2)	-	-
Available Roof Space provided as Cool Roof (%)	-	-
Water Efficiency	Required	Proposed
Landscaped area planted with water efficient plants (m^2)	689.1	892.5
Landscaped area planted with water efficient plants (%)	50	65
Urban Forest : Encourage Tree Growth	Required	Proposed
Total area of soft landscaping	-	965.2
Total number of on-site trees planted	32	32
Natural Heritage: Site	Required	Proposed
Total number of species planted	-	20
Total number of native species	10	12
Total number of native species (% of total species planted)	50	60
Storage and Collection of Recycling and Organic Waste	Required	Proposed
*Size of separate recycling room	-	-

NOTES

1: WASTE COLLECTION - A TRAINED ON-SITE STAFF MEMBER WILL BE AVAILABLE TO MANOUVRE BINS FOR THE COLLECTION DRIVER AND ALSO ACT AS A FLOGMAN WHEN THE TRUCK IS REVERSING. IN THE EVENT THAT ON-SITE STAFF MEMBER IS UNAVAILABLE AT THE TIME THE CITY COLLECTION VEHICLES ARRIVE AT THE SITE, THE COLLECTION VEHICLE WILL LEAVE THE SITE AND NOT RETURN UNTILL THE NEXT SCHEDULED COLLECTION DAY.
ALL PATHWAYS THAT THE COLLECTION VEHICLE MUST TRAVEL TO HAVE A MIN OF 4.4m VERTICAL CLEARANCE AND SLOPE LESS THAN 8%.
2: WASTE COLLECTION TO BE CITY OF TORONTO BULK LIFT COMPACTED GARBAGE, RECYCLING AND ORGANICS IN ACCORDANCE WITH CHAPTER 844 OF THE CITY OF TORONTO MUNICIPAL CODE. WASTE COLLECTION RESIDENTIAL PROPERTIES.
3: GROUND FLOOR UNITS NOT HAVING DIRECT ACCESS TO A GARBAGE CHUTE WILL DISPOSE OF THEIR WASTE IN THE GROUND FLOOR RESIDENTIAL GARBAGE AND RECYCLING ROOM
4: FLOOR SLAB AND STRUCTURE WITH LOADING AREAS AND COLLECTION ROUTES CONSTRUCTED OVER THE UNDERGROUND PARKING STRUCTURE CONFORM TO:

1. DESIGN LOAD - ONTARIO BUILDING CODE
2. DESIGN LOAD - CITY OF TORONTO BULK LIFT VEHICLE IN ADDITION TO THE O.B.C.
3. IMPACT FACTOR - 5% FOR MAXIMUM VEHICULAR SPEED TO 15 KMH AND 30% FOR HIGHER SPEEDS

5: TYPE G LOADING SPACE TO BE CONSTRUCTED OF AT LEAST 200mm REINFORCED CONCRETE, AS PER STRUCTURAL DRAWINGS.
TYPE G LOADING SPACE TO HAVE VERTICAL CLEARANCE OF 6.1m AND A SLOPE OF LESS THAN 2%.

6: THE OWNER IS REQUIRED TO INSTALL AND MAINTAIN A PREMISE ISOLATION DEVICE FOR ALL APPLICABLE WATER SERVICES IN ACCORDANCE WITH TORONTO MUNICIPAL CODE, CHAPTER 851 WATER SUPPLY, THE BUILDING CODE, AND CSA B64 SERIES STANDARDS

SITE PLAN LEGEND

B.F.	DENOTES ENTRY OR EXIT; B.F. DENOTE BARRIER FREE AT APPLICABLE LOCATIONS
	DENOTES VISITOR BICYCLE RACK
	DENOTES TWO-TIER RESIDENT BICYCLE RACK
F.H.	DENOTES FIRE HYDRANT
93.60m	DENOTES NEW GEODETIC ELEVATION
91.09	DENOTES EXISTING GEODETIC ELEVATION

NOTE:
ALL RESIDENT BICYCLE STORAGE TO BE PROVIDED AT GRADE UTILIZING TWO-TIERED BICYCLE STORAGE SYSTEM SUCH AS CYCLEPOD EASYLIFT OR SIMILAR.
SEE www.cyclepods.ca FOR MORE INFO.

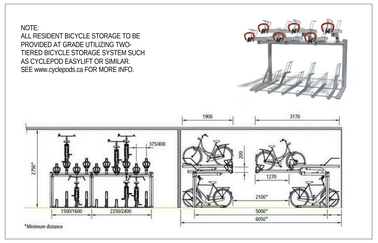

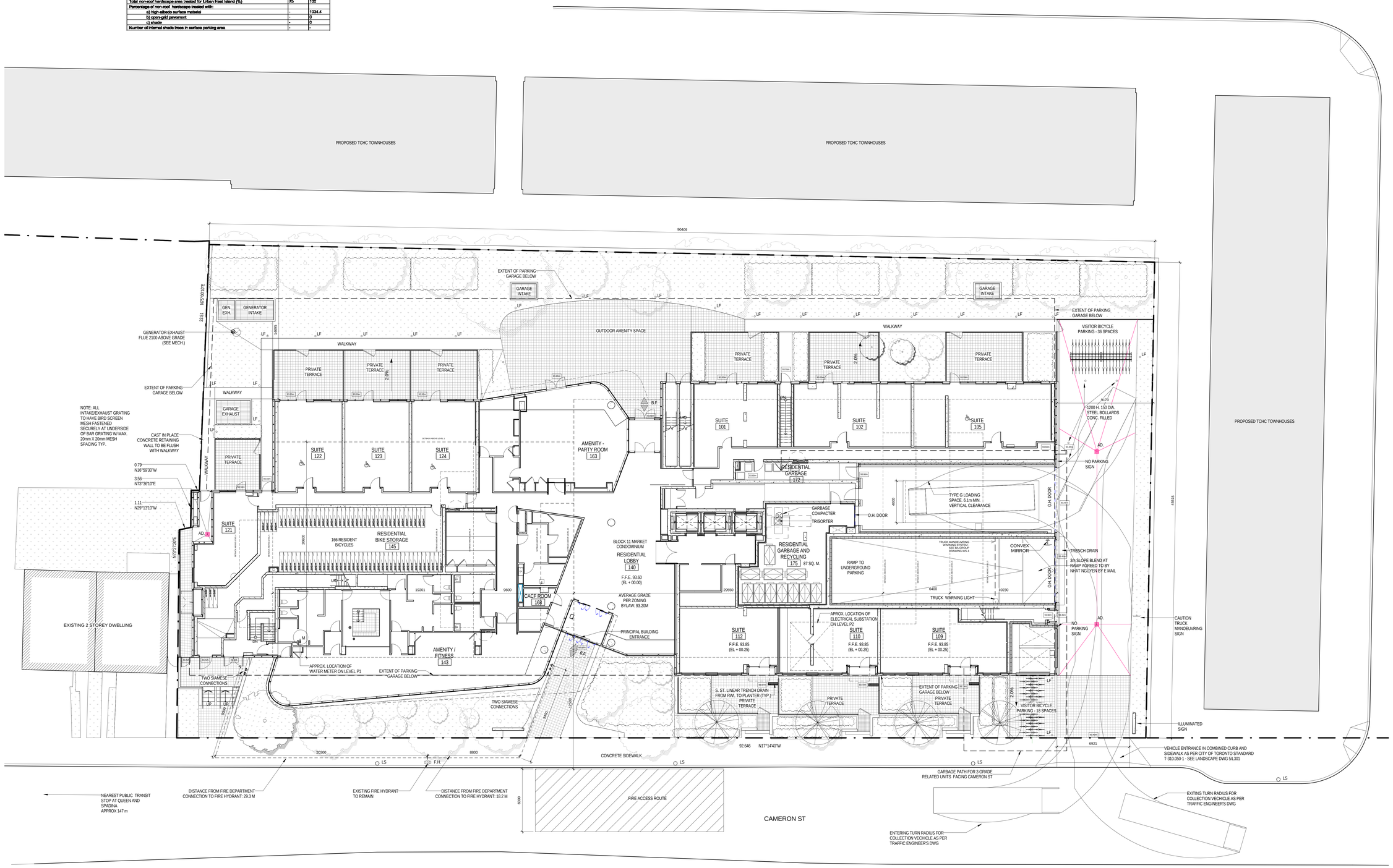

Site Plan

All drawings, specifications, related documents and design are the property of Teeple Architects Inc. and are protected by copyright. Reproduction of the drawings, specifications, related documents and design in whole or in part is strictly forbidden without the architect's written consent.

This drawing, as an instrument of service, is provided to and is the property of Teeple Architects Inc. and shall be used only for the project described herein. Prior to commencement of construction the contractor is responsible for the coordination and verification of all dimensions contained hereon and all measurements and conditions on site affecting the performance of the work. Report to the Architect any discrepancies in the conditions in writing prior to the commencement of affected work.

DO NOT SCALE THIS DRAWING

This drawing shall not be used for construction purposes unless countersigned

Teeple Architects Inc.

SQ
SPADINA QUEEN
TRIDEL

METRIC SCALE DRAWING
FIRST FLOOR ELEV. +93.60m

No.	ISSUED / REVISED FOR:	DATE:
1	Issued for SPA	2013-03-26
2	Issued for Coordination	2013-04-11
3	Issued for Coordination	2013-04-17
4	Reissued for SPA	2014-01-10
5	Issued for Coordination	2014-03-28
6	Issued for Elevator Tender	2014-04-07
7	Issued for Coordination	2014-05-02
8	Issued for 50% Completion	2014-05-23
9	Issued for Permit	2014-05-30
10	Issued for Coordination	2014-06-23
11	Reissued for Permit	2014-07-10
12	Reissued for Permit	2014-08-22
13	Issued for Tender	2014-08-26
14	Issued for Tender	2014-09-22
15	Reissued for SPA	2014-10-23
16	Reissued for SPA	2014-12-22
17	Issued for ASI 01	2015-03-05
18	Issued for TGS Review	2015-04-23
19	Issued for Tender	2015-05-05

SQ ALEXANDRA PARK - BLOCK 11
38 CAMERON ST, TORONTO, ONTARIO M5T 2H2

project no:	12-115
scale:	1 : 125
drawn by:	TAI
reviewed by:	JH
date:	2014-09-22

Teeple Architects
5 CAMERON STREET TORONTO, ONTARIO
416.598.8240 INFO@TEEPLEARCHITECTS.COM FAX 416.598.8310

SITE PLAN BLOCK 11

A 102

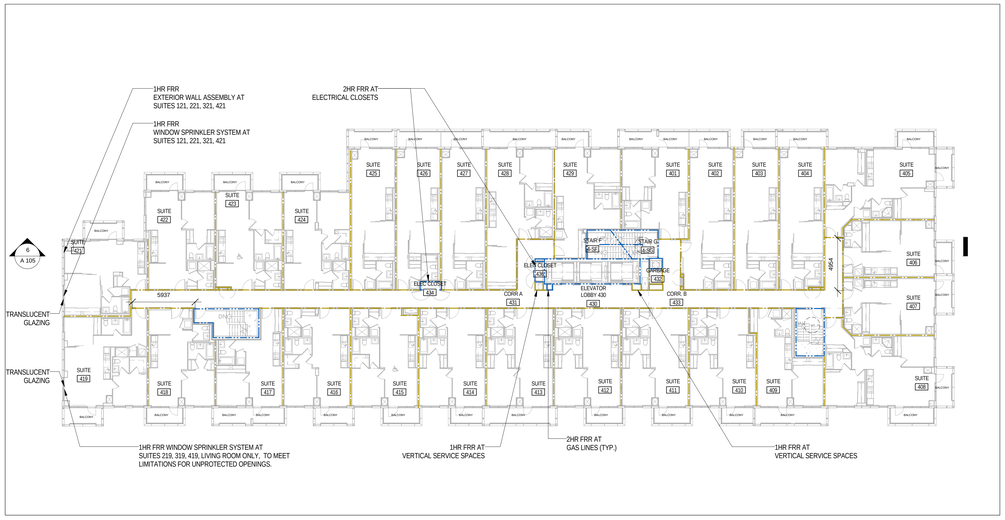

6 / A 105

L4 - LIFE SAFETY PLAN

6 / A 103 1 : 200

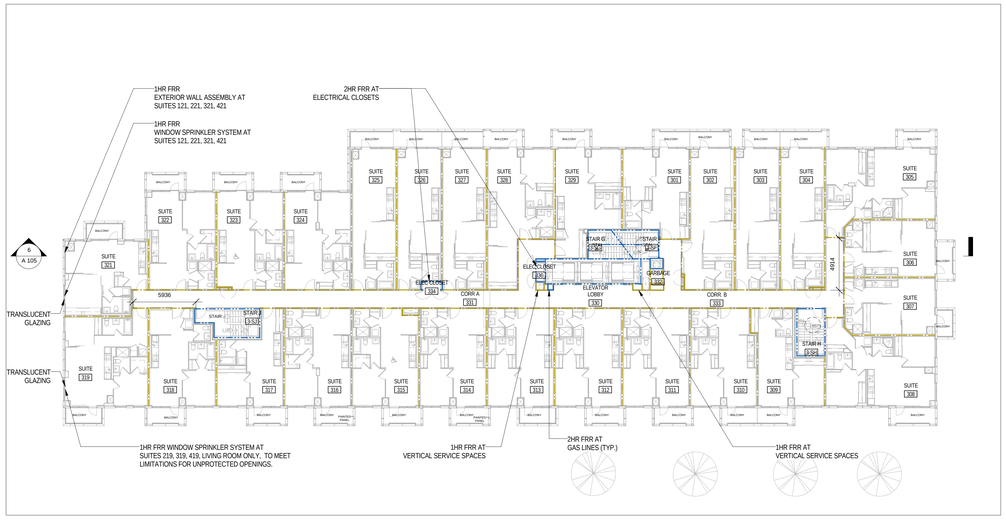

6 / A 105

L3 - LIFE SAFETY PLAN

3 / A 103 1 : 200

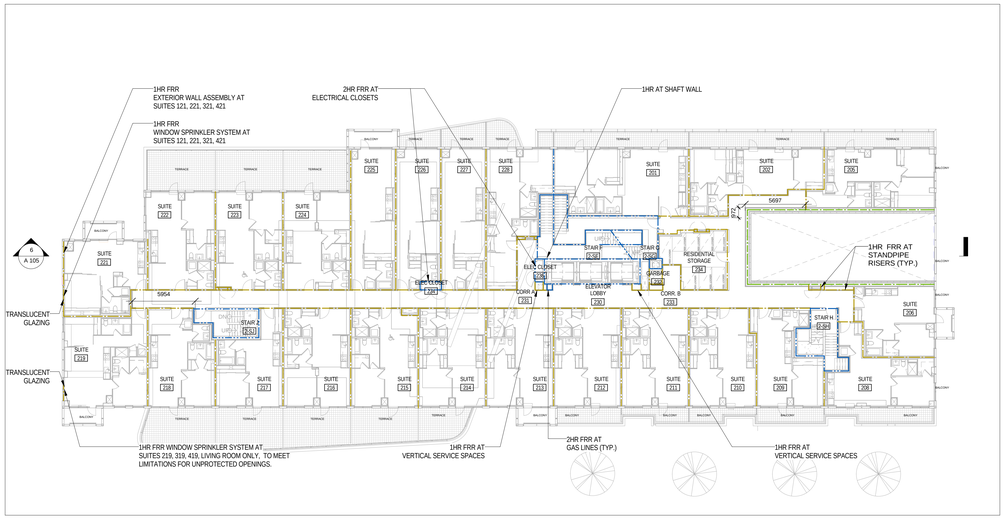

5 / A 105

L2 - LIFE SAFETY PLAN

5 / A 103 1 : 200

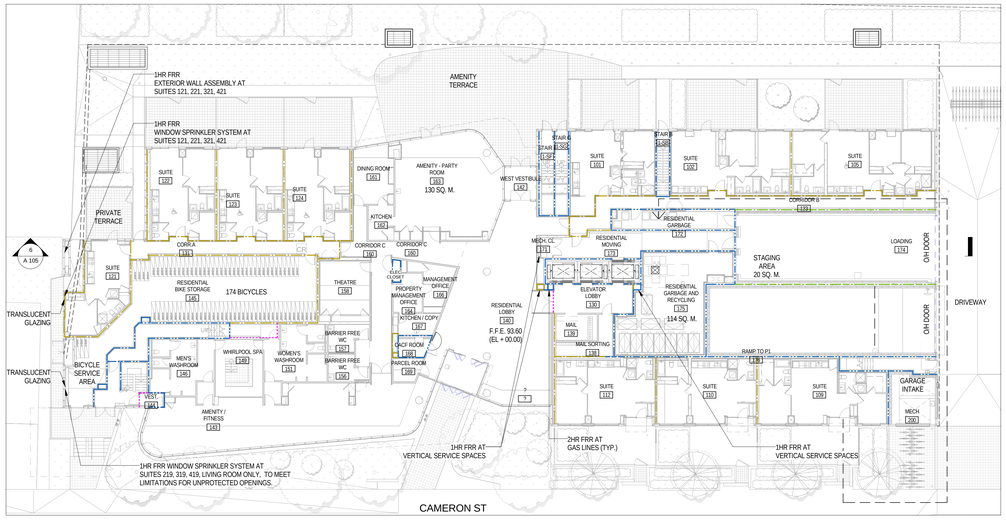

8 / A 105

L1 - LIFE SAFETY PLAN

2 / A 103 1 : 200

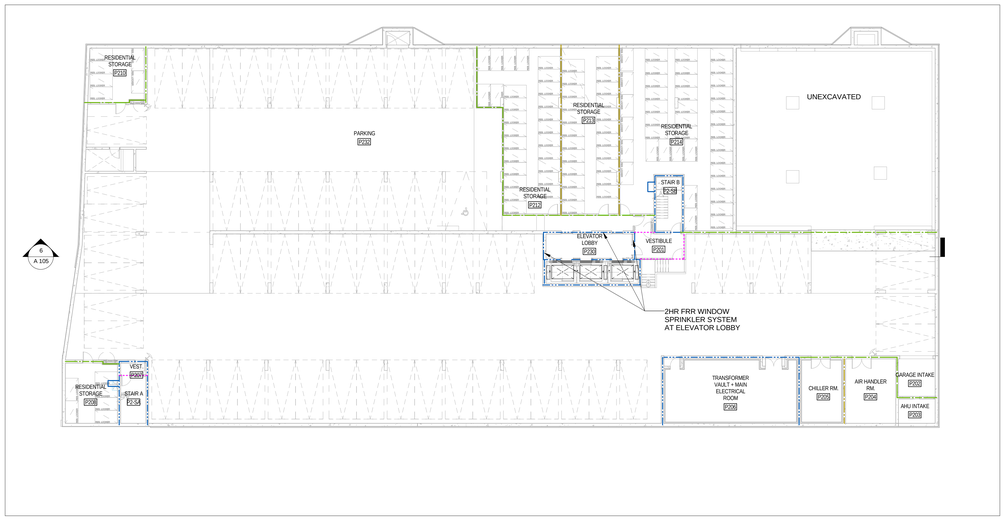

6 / A 105

P2 - LIFE SAFETY PLAN

4 / A 103 1 : 200

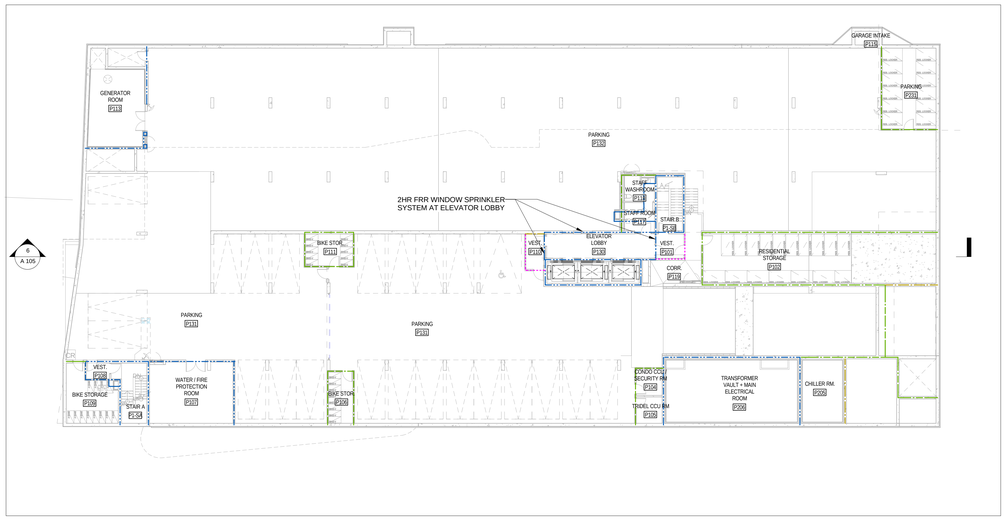

7 / A 105

P1 - LIFE SAFETY PLAN

1 / A 103 1 : 200

FIRE SEPARATION LEGEND

- 0 HRS FIRE SEPARATION RATING
- 1 HRS FIRE SEPARATION RATING
- 1.5 HRS FIRE SEPARATION RATING
- 2 HRS FIRE SEPARATION RATING

All drawings, specifications, related documents and designs are the property of Teeple Architects Inc. and are protected by copyright. Reproduction of the drawings, specifications, related documents and designs in whole or in part is strictly forbidden without the architect's written consent.

This drawing, as an instrument of service, is provided by and is the property of Teeple Architects Inc. and shall be used only for the project shown and in accordance with the agreement between Teeple and the contractor. Contractor is responsible for the coordination and verification of all dimensions contained hereon and all measurements and conditions on the job shall be reported to Teeple Architects Inc. Failure to do so shall nullify any discrepancies in the consultant's writing prior to the commencement of the affected work.

DO NOT SCALE THIS DRAWING

This drawing shall not be used for construction purposes unless countersigned

Teeple Architects Inc.

SPADINA QUEEN

TRIDEL®

METRIC SCALE DRAWING

FIRST FLOOR ELEV. +93.60m

No.	ISSUED / REVISED FOR:	DATE:
1	Issued for Permit	2014-05-30
2	Issued for Coordination	2014-06-23
3	Reissued for Permit	2014-07-10
4	Reissued for Permit	2014-08-22
5	Issued for Tender	2014-08-26
6	Issued for Tender	2014-09-22
7	Issued for Tender	2015-06-05

SQ ALEXANDRA PARK - BLOCK 11

38 CAMERON ST, TORONTO, ONTARIO M5T 2H2

project no:	12-115
scale:	1 : 200
drawn by:	TJU
reviewed by:	JH
date:	2014-09-22

Teeple Architects

5 CAMERON STREET TORONTO, ONTARIO
416-598-0504 TEL FAX 416-598-1705
INFO@TEEPLEARCH.COM

LIFE SAFETY PLANS
P2-L4

A 103

All drawings, specifications, related documents and designs are the copyright property of Teeple Architects Inc. Reproduction or publication or reproduction of the drawings, specifications, related documents and designs in whole or in part is strictly forbidden without the architect's written consent.

This drawing, as an instrument of service, is provided by and is the property of Teeple Architects Inc. and shall be used only for the project shown and in accordance with the agreement between Teeple and the contractor. Contractor is responsible for the coordination and verification of all dimensions contained hereon and all measurements and conditions on the job shall be verified before work is started. Report any that shall report any discrepancies to the consultant in writing prior to the commencement of the affected work.

DO NOT SCALE THIS DRAWING

This drawing shall not be used for construction purposes unless countersigned

Teeple Architects Inc.

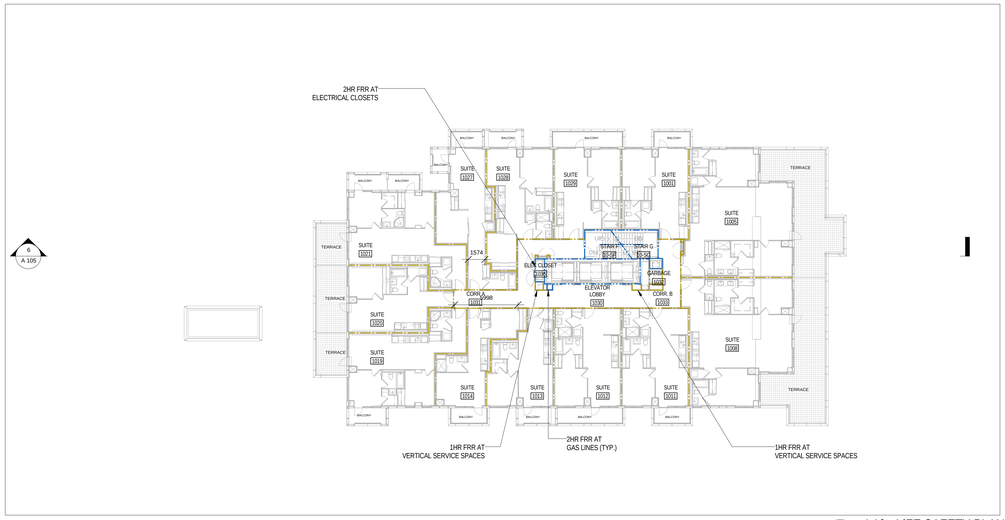

6 A 104 L10 - LIFE SAFETY PLAN
1 : 200

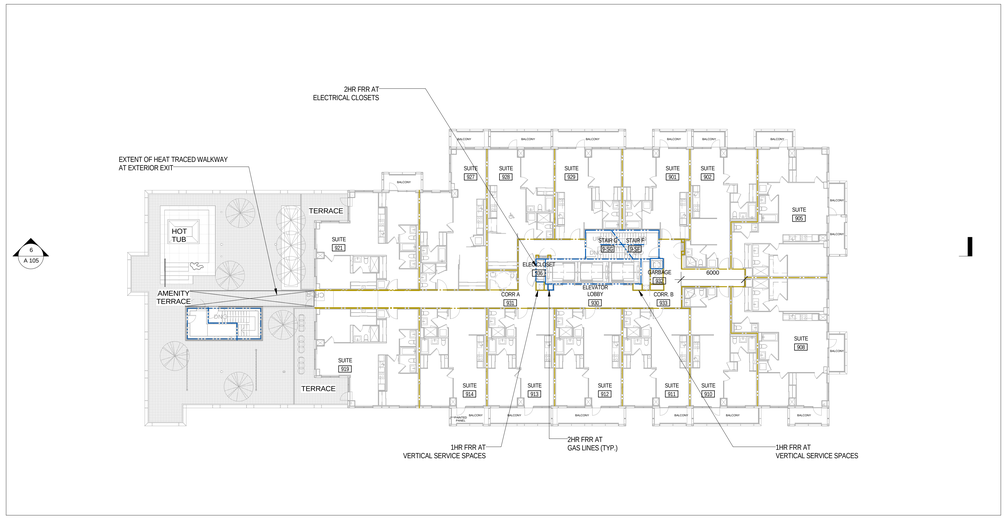

FIRE SEPARATION LEGEND

- 0 HRS FIRE SEPARATION RATING
- 1 HRS FIRE SEPARATION RATING
- 1.5 HRS FIRE SEPARATION RATING
- 2 HRS FIRE SEPARATION RATING

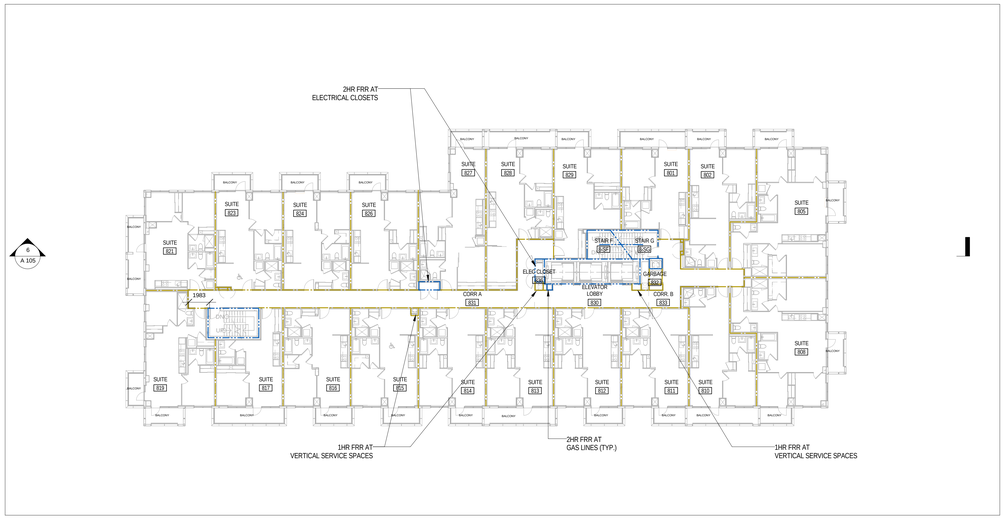

5 A 104 L8 - LIFE SAFETY PLAN
1 : 200

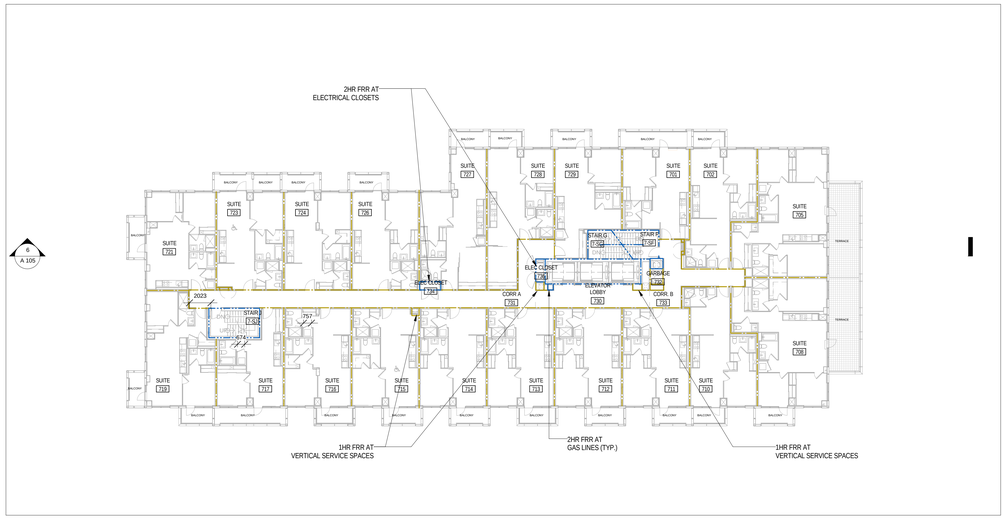

2 A 104 L7 - LIFE SAFETY PLAN
1 : 200

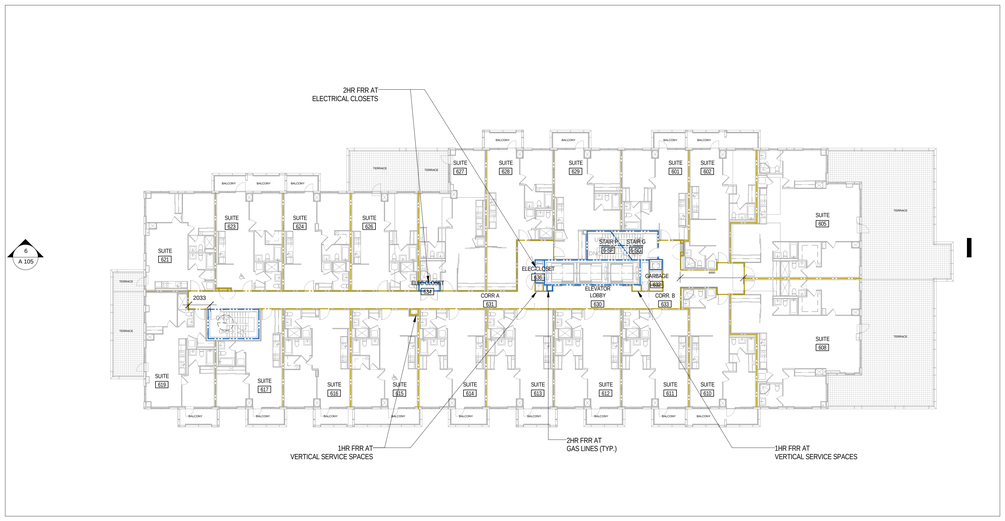

4 A 104 L6 - LIFE SAFETY PLAN
1 : 200

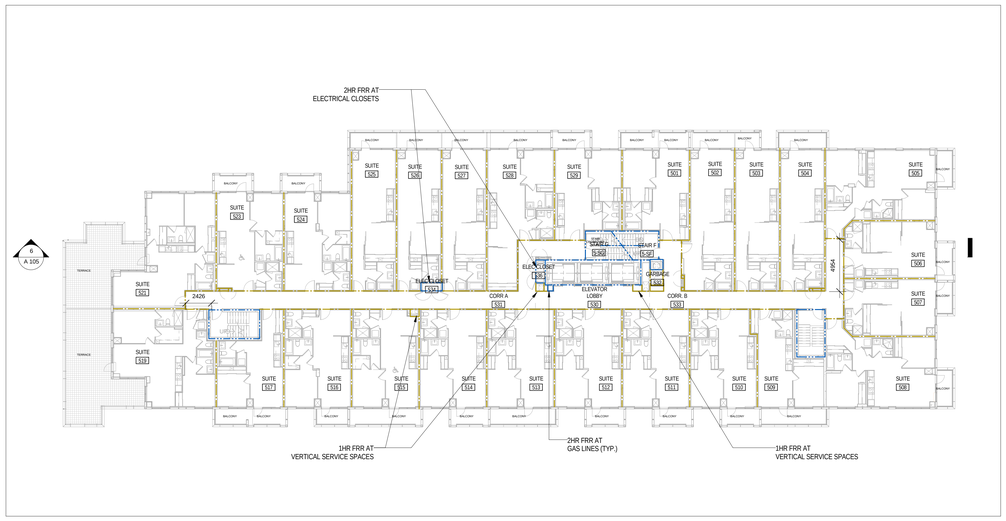

1 A 104 L5 - LIFE SAFETY PLAN
1 : 200

SPADINA ▸ QUEEN
TRIDEL®

METRIC SCALE DRAWING
FIRST FLOOR ELEV. +93.60m

No.	ISSUED / REVISED FOR:	DATE:
1	Issued for Permit	2014-05-30
2	Issued for Coordination	2014-06-03
3	Reissued for Permit	2014-07-10
4	Reissued for Permit	2014-08-22
5	Issued for Tender	2014-08-26
6	Issued for Tender	2014-09-22
7	Issued for Tender	2015-06-05

SQ ALEXANDRA PARK - BLOCK 11
38 CAMERON ST. TORONTO, ONTARIO M5T 2H2

project no:	12-115
scale:	1 : 200
drawn by:	TJU
reviewed by:	JH
date:	2014-09-22

Teeple Architects
5 CAMERON STREET TORONTO, ONTARIO
416.598.0504 TEL FAX 416.598.1705
INFO@TEEPLEARCHITECT.CA

LIFE SAFETY PLANS
L5-L10

A 104

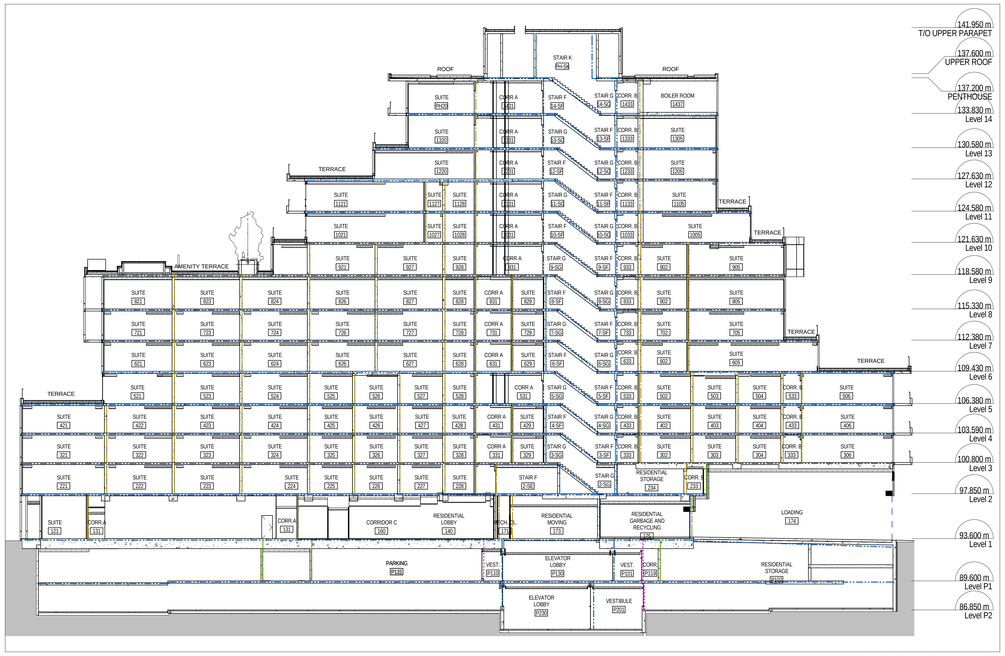

6 A 105 LIFE SAFETY SECTION 1 : 200

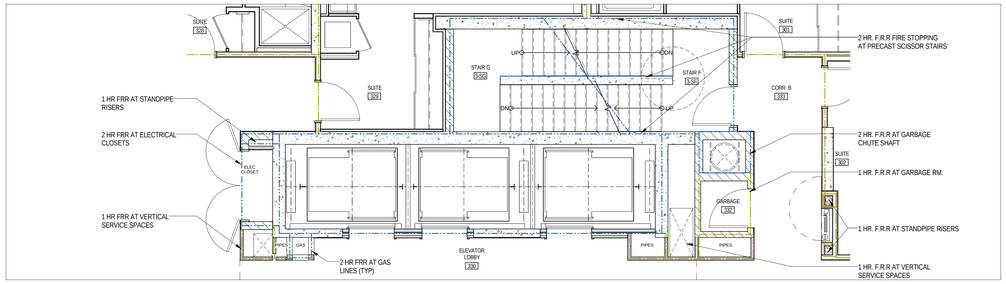

7 A 105 CORE (TYP.) - LIFE SAFETY 1 : 50

FIRE SEPARATION LEGEND

- 0 HRS FIRE SEPARATION RATING
- 1 HRS FIRE SEPARATION RATING
- 1.5 HRS FIRE SEPARATION RATING
- 2 HRS FIRE SEPARATION RATING

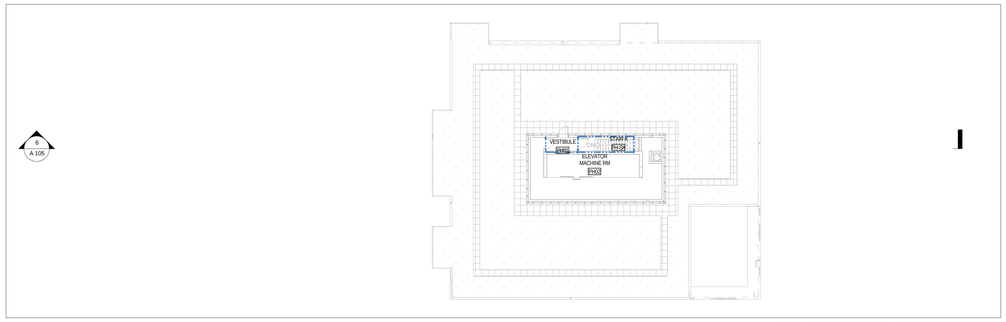

3 A 105 PENTHOUSE - LIFE SAFETY PLAN 1 : 200

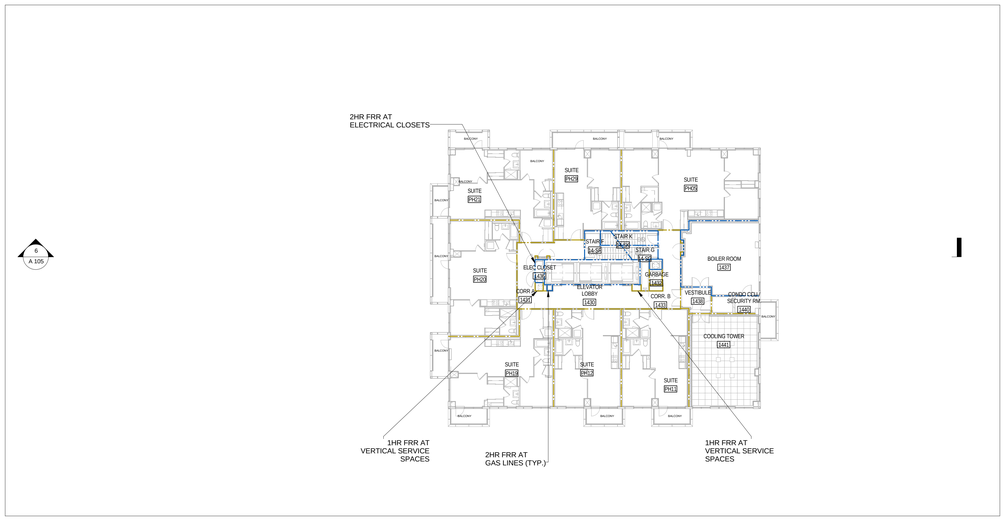

5 A 105 L14 - LIFE SAFETY PLAN 1 : 200

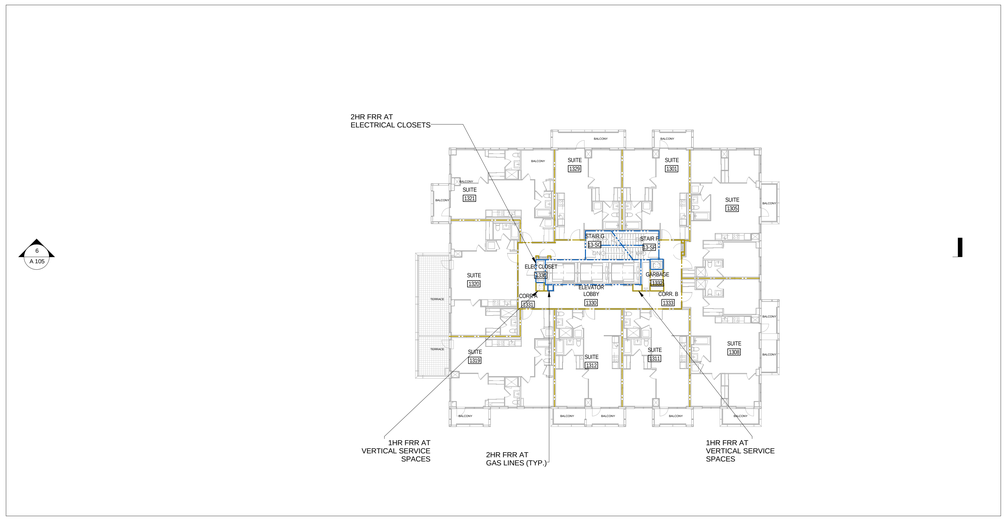

2 A 105 L13 - LIFE SAFETY PLAN 1 : 200

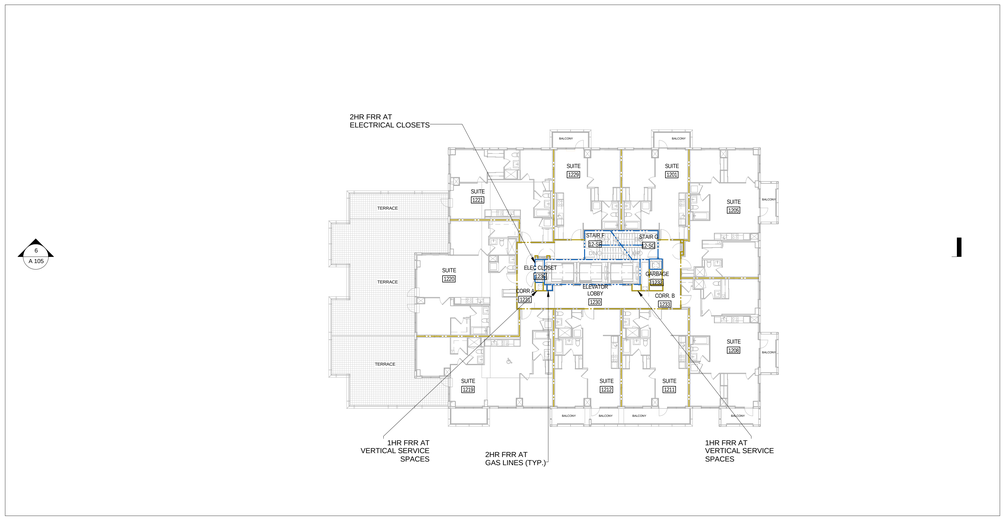

4 A 105 L12 - LIFE SAFETY PLAN 1 : 200

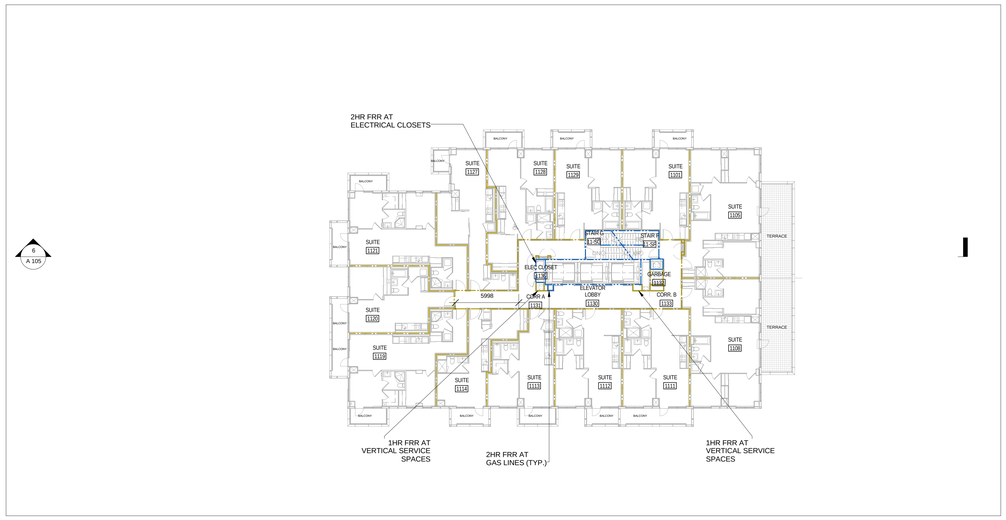

1 A 105 L11 - LIFE SAFETY PLAN 1 : 200

All drawings, specifications, related documents and design are the property of Teeple Architects Inc. and are protected by copyright. Reproduction of the drawings, specifications, related documents and design in whole or in part is strictly forbidden without the architect's written consent.

This drawing, as an instrument of service, is provided to and is the property of Teeple Architects Inc. and shall be used only for the project described herein. Prior to commencement of construction, the contractor is responsible for the coordination and verification of all dimensions contained hereon and all measurements and conditions on site affecting the performance of the work. Report any errors and any discrepancies to the consultant in writing prior to the commencement of affected work.

DO NOT SCALE THIS DRAWING

This drawing shall not be used for construction purposes unless countersigned

Teeple Architects Inc.

SPADINA QUEEN

TRIDEL®

METRIC SCALE DRAWING

FIRST FLOOR ELEV. +93.60m

No.	ISSUED / REVISED FOR:	DATE:
1	Issued for Permit	2014-05-30
2	Issued for Coordination	2014-06-23
3	Reissued for Permit	2014-07-10
4	Reissued for Permit	2014-08-22
5	Issued for Tender	2014-08-26
6	Issued for Tender	2014-09-22
7	Issued for Tender	2015-06-05

SQ ALEXANDRA PARK - BLOCK 11

38 CAMERON ST. TORONTO, ONTARIO M5T 2H2

project no: 12-115
scale: As indicated
drawn by: TAI
reviewed by: JH
date: 2014-09-22

Teeple Architects

5 CAMERON STREET
416-598-8540 TEL
416-598-8544 FAX
WWW.TEEPLEARCH.COM
TORONTO, ON M5B 2M2
CANADA

LIFE SAFETY PLANS

L11-PH

A 105

WALL ASSEMBLIES

W1A — 240 mm WINDOW WALL - METAL SPANDREL PANEL

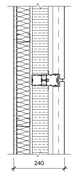

28 mm	PREFINISHED PROJECTED METAL PANEL ON
124 mm	THERMALLY BROKEN WINDOW WALL SYSTEM W/
(75 mm)	SEMI-RIGID MINERAL WOOL INSULATION R12.9
-- mm	GALVANIZED METAL BACK PAN
11 mm	AIRSPACE
64 mm	METAL STUD FRAMING @ 400 mm O.C. W/
(64 mm)	THERMAL INSULATION BATTS R 7.9
-- mm	ADA CONSTRUCTION AND VAPOUR RETARDENT PRIMER ON
13 mm	GYPSUM BOARD FINISH

240

R - 20.8 NOMINAL VALUE
R - 8.0 EFFECTIVE VALUE

W1B — 240 mm WINDOW WALL - 1 HOUR FRR

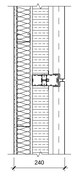

28 mm	PREFINISHED PROJECTED METAL PANEL ON
124 mm	THERMALLY BROKEN WINDOW WALL SYSTEM W/
(75 mm)	SEMI-RIGID MINERAL WOOL INSULATION R12.9
-- mm	GALVANIZED METAL BACK PAN
8 mm	AIRSPACE
80 mm	1 HOUR FRR GYPSUM BOARD ASSEMBLY
(25 mm)	GYPSUM SHAFTWALL LINER PANEL
(64 mm)	C-H METAL STUD FRAMING @ 600 mm O.C. W/
(38 mm)	THERMAL INSULATION BATTS R 5.5
-- mm	ADA CONSTRUCTION AND VAPOUR RETARDENT PRIMER ON
(16 mm)	FIRECODE GYPSUM BOARD

240

1 HOUR FRR ULC W-507
R - 18.4 NOMINAL VALUE
R - 7.1 EFFECTIVE VALUE

W1C — 275 mm WINDOW WALL - METAL SPANDREL PANEL ON CONC. STRUCTURE

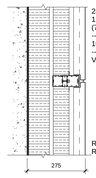

28 mm	PREFINISHED PROJECTED METAL PANEL ON
124 mm	THERMALLY BROKEN WINDOW WALL SYSTEM W/
(75 mm)	SEMI-RIGID MINERAL WOOL INSULATION R12.9
-- mm	GALVANIZED METAL BACK PAN
100 mm	SEMI RIGID INSULATION R 17
-- mm	WATERPROOFING MEMBRANE
VARIES	CONCRETE STRUCTURE (SEE STRUCTURAL)

275

R - 29.9 NOMINAL VALUE
R - 11.6 EFFECTIVE VALUE

W1D — 240 mm WINDOW WALL - METAL SPANDREL PANEL WITH LOUVERS

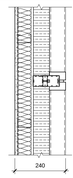

-- mm	PREFINISHED ARCHITECTURAL METAL LOUVERS IN
124 mm	THERMALLY BROKEN WINDOW WALL SYSTEM W/
(75 mm)	SEMI-RIGID MINERAL WOOL INSULATION R12.9
-- mm	GALVANIZED METAL BACK PAN
11 mm	AIRSPACE
64 mm	METAL STUD FRAMING @ 400 mm O.C. W/
(64 mm)	THERMAL INSULATION BATTS
-- mm	VAPOUR BARRIER
13 mm	GYPSUM BOARD FINISH

240

R - 20.8 NOMINAL VALUE
R - 8.0 EFFECTIVE VALUE

W1E — 240 mm WINDOW WALL - METAL SPANDREL PANEL AT SHADOW BOX

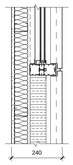

28 mm	PREFINISHED PROJECTED METAL PANEL ON
124 mm	THERMALLY BROKEN WINDOW WALL SYSTEM W/ GL7 SHADOW BOX AT VISION GLASS UNITS
(75 mm)	SEMI-RIGID MINERAL WOOL INSULATION R12.9
-- mm	GALVANIZED METAL BACK PAN
11 mm	AIRSPACE
64 mm	METAL STUD FRAMING @ 400 mm O.C. W/
(64 mm)	THERMAL INSULATION BATTS R 7.9
-- mm	ADA CONSTRUCTION AND VAPOUR RETARDENT PRIMER ON
13 mm	GYPSUM BOARD FINISH

240

W2 — 191 mm STICK BUILT CAPPED CURTAIN WALL SYSTEM

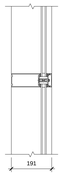

191 mm	64 mm x 191 mm PREFINISHED THERMALLY BROKEN ALUMINUM MULLION SYSTEM
(25 mm)	INSULATED GLAZING CONSISTING OF:
(6 mm)	CRYSTAL GRAY
(12 mm)	ARGON FILLED SPACE
(6 mm)	CLEAR W/ SUNGUARD E6 LOW-E COATING SURFACE 3 WITH WARM EDGE SPACERS

191

R - ## NOMINAL VALUE
R - ## EFFECTIVE VALUE

W5A — 62 mm CHANNEL PROFILE GLAZING SYSTEM

62 mm	THERMALLY BROKEN PREFINISHED EXTRUDED ALUMINUM FRAMING SYSTEM
(50 mm)	41 mm X 262 mm X 6 mm THICK TRANSLUCENT DOUBLE GLAZED CHANNEL PROFILE GLAZING

62

R - ## NOMINAL VALUE
R - ## EFFECTIVE VALUE

W3B — 62 mm CHANNEL PROFILE GLAZING SYSTEM W/ ALUMINUM BACK PANEL ON CONCRETE STRUCTURE



62 mm	THERMALLY BROKEN PREFINISHED EXTRUDED ALUMINUM FRAMING SYSTEM
(41 mm)	41 mm X 262 mm X 6 mm THICK TRANSLUCENT SINGLE GLAZED CHANNEL PROFILE GLAZING
25 mm	AIR SPACE
3 mm	PREFINISHED ALUMINUM PANEL
25 mm	VERTICAL GALV. MTL HAT CHANNEL AT 600 mm O.C. MAX W/
(25 mm)	AIR SPACE
2 mm	NEOPRENE THERMAL BREAK
89 mm	'Z' GIRTS AT600mm O.C.
(89 mm)	SEMI-RIGID MINERAL WOOL INSULATION R 15
-- mm	SELF-ADHERED MEMBRANE AIR/VAPOUR BARRIER
VARIES	CONCRETE STRUCTURE (SEE STRUCTURAL)

206

R - 15 NOMINAL VALUE
R - 5.8 EFFECTIVE VALUE

W3C — 62 mm CHANNEL PROFILE GLAZING SYSTEM ON GALV. STEEL METAL FRAMING

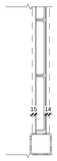

62 mm	PREFINISHED EXTRUDED ALUMINUM FRAMING SYSTEM
(41 mm)	41 mm X 262 mm X 6 mm THICK TRANSLUCENT SINGLE GLAZED CHANNEL PROFILE GLAZING
VARIES	GALV. STEEL METAL FRAMING SECURED TO STRUCTURAL SLAB (SEE STRUCTURAL)

W4 — 157 mm METAL PANEL ON CONC. STRUCTURE

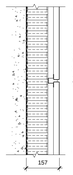

28 mm	PREFINISHED PROJECTED METAL PANEL TO MATCH W1 PANEL SYSTEM ON
25 mm	VERTICAL GALV. METAL HAT CHANNEL AT 600 mm O.C. MAX W/
(25 mm)	AIR SPACE
2 mm	EPDM THERMAL BREAK
102mm	'Z' GIRTS AT 600 mm O.C.
(102 mm)	SEMI-RIGID MINERAL WOOL INSULATION R 20
-- mm	SELF-ADHERED MEMBRANE AIR/VAPOUR BARRIER
VARIES	CONCRETE STRUCTURE (SEE STRUCTURAL)

157

R - 20.0 NOMINAL VALUE
R - 7.7 EFFECTIVE VALUE

W5 — 180 mm METAL SPANDREL PANEL AT BALCONY

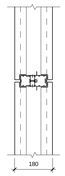

28 mm	PREFINISHED PROJECTED METAL PANEL TO MATCH W1 PANEL SYSTEM ON BOTH SIDES OF
124 mm	THERMALLY BROKEN WINDOW WALL SYSTEM

180

W6A — NON-COMBUSTIBLE EIFS RAINSCREEN ON CONC. STRUCTURE/CONC. BLOCK

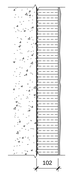

	EXTERIOR INSULATED FINISH SYSTEM IN ACCORDANCE WITH OAA PRACTICE BULLETIN E.1 (REFER TO SPECIFICATIONS): TEXTURED ACRYLIC FINISH ON
-- mm	FIBRE MESH EMBEDDED IN PREP COAT COMPLETE WITH TWO-STAGE DRAINED JOINT
102 mm	RIGID MINERAL FIBRE INSULATION R 20 MECHANICALLY FASTENED
-- mm	VERTICALLY NOTCHED ADHESIVE LAYER
-- mm	AIR/VAPOUR BARRIER
VARIES	CONCRETE STRUCTURE (SEE STRUCTURAL) OR CONCRETE BLOCK

102

R - 20 NOMINAL VALUE
R - 7.7 EFFECTIVE VALUE

W6B — NON-COMBUSTIBLE EIFS RAINSCREEN ON CONC. STRUCTURE/CONC. BLOCK



	EXTERIOR INSULATED FINISH SYSTEM IN ACCORDANCE WITH OAA PRACTICE BULLETIN E.1 (REFER TO SPECIFICATIONS): TEXTURED ACRYLIC FINISH ON
-- mm	FIBRE MESH EMBEDDED IN PREP COAT COMPLETE WITH TWO-STAGE DRAINED JOINT
178 mm	RIGID MINERAL FIBRE INSULATION 2 LAYERS (102 mm + 76 mm) R 35 MECHANICALLY FASTENED
-- mm	VERTICALLY NOTCHED ADHESIVE LAYER
-- mm	AIR/VAPOUR BARRIER
VARIES	CONCRETE STRUCTURE (SEE STRUCTURAL) OR CONCRETE BLOCK

76 102

R - 35 NOMINAL VALUE
R - 13.6 EFFECTIVE VALUE

W7 — ARCHITECTURAL CONCRETE

VARIES	ARCHITECTURAL CONCRETE;
	ARCHITECTURAL CONCRETE MIX SINGLE USE G1S PLY. FORM TIES AT 610 O.C. 305 FROM EDGE OF PLY. SHEETS FORM TIES NOT FILLED LIGHT SANDBLAST FINISH
	REFER TO SPECIFICATIONS

VARIES

W8 — STONE CLADDING ON CONCRETE STRUCTURE

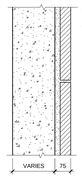

50 mm	STONE SLAB
25 mm	MORTAR SETTING BED
VARIES	CONCRETE STRUCTURE (SEE STRUCTURAL)

VARIES 75

W9 — CONCRETE BLOCK ON CONCRETE STRUCTURE

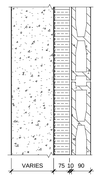

90 mm	SMOOTH GROUND FACE ARCHITECTURAL CONCRETE BLOCK W. RAKED JOINTS
10 mm	AIR SPACE
75 mm	SEMI-RIGID MINERAL WOOL INSULATION
-- mm	SELF-ADHERED MEMBRANE AIR/VAPOUR BARRIER
VARIES	CONCRETE STRUCTURE (SEE STRUCTURAL)

VARIES 75 10 90

ROOFS

R1A — EXTENSIVE GREEN ROOF - STAIR J ROOF



110 mm	MODULAR LIVEROOF VEGETATION TRAY
22 mm	PERMANANT AIR LAYER (REFER TO LANDSCAPE DRAWINGS)
38 mm	PEA GRAVEL (15 kg/m²)
-- mm	20 mil. PERMEABLE SCRIM SHEET
150 mm	2 LAYERS 75 mm RIGID INSULATION
-- mm	PERMEABLE ROOT BARRIER
8 mm	DRAINAGE / PROTECTION BOARD
2 mm	HOT FLUID APPLIED RUBBERIZED ASPHALT ROOFING MEMBRANE
VARIES	CAST IN PLACE CONCRETE STRUCTURE SLOPED MIN. 2% TO DRAIN

110 22 38 200 VARIES

R - 30 MIN. NOMINAL VALUE

R1B — GREEN ROOF - PENHOUSE LEVEL



32 mm	PRE-CULTIVATED VEGETATION BLANKET
75 mm	GROWING MEDIUM
19 mm	WATER RETENTION AND FILTER FLEECE
19 mm	DRAINAGE MAT
-- mm	20 mil. ROOT BARRIER / SEPARATION SHEET (REFER TO LANDSCAPE DRAWINGS)
38 mm	PEA GRAVEL (15 kg/m²)
152 mm	2 LAYERS 76 mm RIGID INSULATION
8 mm	DRAINAGE / PROTECTION BOARD
2 mm	HOT FLUID APPLIED RUBBERIZED ASPHALT ROOFING MEMBRANE
VARIES	CAST IN PLACE CONCRETE STRUCTURE SLOPED MIN. 2% TO DRAIN

32 75 19 19 200 VARIES

R - 30 MIN. NOMINAL VALUE

R2 — GRAVEL BALLASTED INSULATED ROOF



50 mm	50 mm MIN. LIGHT COLOURED 19 mm MIN. CRUSHED STONE BALLAST (SRI > 78)
-- mm	FILTER FABRIC
152 mm	2 LAYERS 76 mm RIGID INSULATION
8 mm	PROTECTION BOARD
-- mm	ROOFING MEMBRANE
VARIES	200 mm MIN.STRUCTURAL CONCRETE SLAB SLOPED MIN. 2% TO DRAIN

50 152 8 VARIES

R - 30 MIN. NOMINAL VALUE

R3 — CONCRETE PAVER BALLASTED INSULATED ROOF



50 mm	LIGHT COLOURED 610 mm X 610 mm PRECAST PAVERS (SRI > 78)
VARIES	ADJUSTABLE LEVELLERS
-- mm	FILTER FABRIC
152 mm	2 LAYERS 76 mm RIGID INSULATION
8 mm	PROTECTION BOARD
-- mm	ROOFING MEMBRANE
VARIES	200 mm MIN.STRUCTURAL CONCRETE SLAB SLOPED MIN. 2% TO DRAIN

50 VARIES 152 8 VARIES

R - 30 MIN. NOMINAL VALUE

R4A — PAVER ON TERRACE - LOW PROFILE



50 mm	STONE PAVERS (REFER TO LANDSCAPE DRAWINGS)
VARIES	ADJUSTABLE LEVELLERS
-- mm	FILTER FABRIC
152 mm	2 LAYERS 76 mm RIGID INSULATION
8 mm	PROTECTION BOARD
-- mm	ROOFING MEMBRANE
VARIES	50 mm MAX. CONCRETE TOPPING ALLOWANCE FOR 2% MIN. SLOPE TO DRAIN
VARIES	200 mm MIN.STRUCTURAL CONCRETE SLAB

50 VARIES 152 8 VARIES

R - 30 MIN. NOMINAL VALUE

R4B — CONCRETE PAVER ON TERRACE - HIGH PROFILE



50 mm	STONE PAVERS (REFER TO LANDSCAPE DRAWINGS)
VARIES	ADJUSTABLE LEVELLERS
-- mm	FILTER FABRIC
152 mm	2 LAYERS 76 mm RIGID INSULATION
8 mm	PROTECTION BOARD
-- mm	ROOFING MEMBRANE
VARIES	110 mm MAX. CONCRETE TOPPING ALLOWANCE FOR 2% MIN. SLOPE TO DRAIN
VARIES	200 mm MIN.STRUCTURAL CONCRETE SLAB

50 VARIES 152 8 VARIES

R - 30 MIN. NOMINAL VALUE

R4C — PAVER ON TERRACE - HEAT TRACED



50 mm	STONE PAVERS (REFER TO LANDSCAPE DRAWINGS)
VARIES	100 mm MIN. CONCRETE SLAB WITH SELF REGULATING ELECTRIC HEATING CABLE SYSTEM
152 mm	2 LAYERS 76 mm RIGID INSULATION
8 mm	PROTECTION BOARD
-- mm	ROOFING MEMBRANE
VARIES	50 mm MAX. CONCRETE TOPPING ALLOWANCE FOR 2% MIN. SLOPE TO DRAIN
VARIES	200 mm MIN.STRUCTURAL CONCRETE SLAB

50 VARIES 152 8 VARIES

R - 30 MIN. NOMINAL VALUE

R5 — SLOPED CONCRETE BALCONY



VARIES	200 mm STRUCTURAL CONCRETE SLAB 2% SLOPE TO BALCONY EDGE

2%

SOFFITS

S1 — PREFINISHED SUSPENDED METAL SOFFIT SYSTEM

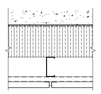

28 mm	3 mm THICK PREFORMED PREFINISHED METAL PANELS WITH CONCEALED FASTENERS ON
25 mm	18 Ga. GALV. STEEL Z-CLIPS ON
92 mm	ENGINEERED STEEL STUD FRAMING
-- mm	VENTED AIRSPACE
152 mm	SEMI-RIGID MINERAL WOOL INSULATION
-- mm	SELF-ADHERED MEMBRANE AIR/VAPOUR BARRIER
VARIES	CAST-IN-PLACE CONCRETE STRUCTURE (REFER TO STRUCTURAL DRAWINGS)

R - 30 NOMINAL VALUE
R - 11.6 EFFECTIVE VALUE

FOUNDATION WALLS

FW1 — FOUNDATION WALL AGAINST ROW/CAISSON WALL SHORING SYSTEM

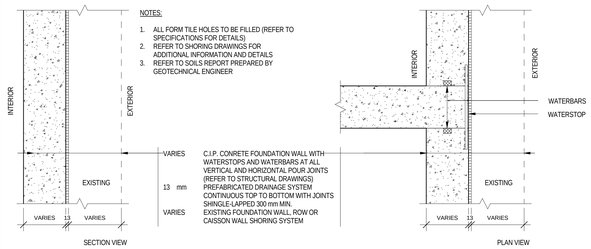

NOTES:

1. ALL FORM TILE HOLES TO BE FILLED (REFER TO SPECIFICATIONS FOR DETAILS)
2. REFER TO SHORING DRAWINGS FOR ADDITIONAL INFORMATION AND DETAILS
3. REFER TO SOILS REPORT PREPARED BY GEOTECHNICAL ENGINEER

VARIES	C.I.P. CONRETE FOUNDATION WALL WITH WATERSTOPS AND WATERBARS AT ALL VERTICAL AND HORIZONTAL POUR JOINTS (REFER TO STRUCTURAL DRAWINGS)
13 mm	PREFABRICATED DRAINAGE SYSTEM CONTINUOUS TOP TO BOTTOM WITH JOINTS SHINGLE-LAPPED 300 mm MIN.
VARIES	EXISTING FOUNDATION WALL, ROW OR CAISSON WALL SHORING SYSTEM

FW2 — FOUNDATION WALL AGAINST SHORING SYSTEM WITH TIMBER LAGGING

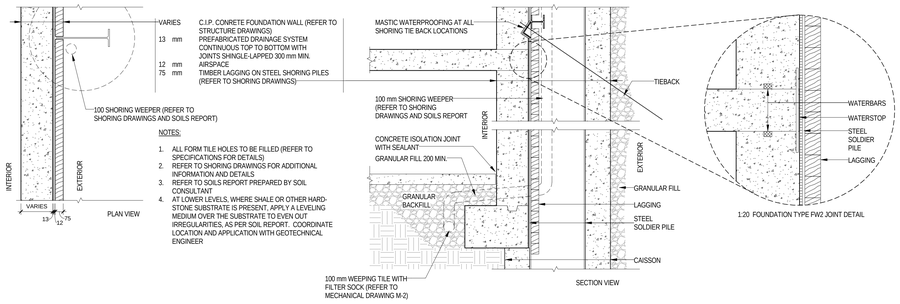

VARIES	C.I.P. CONRETE FOUNDATION WALL (REFER TO STRUCTURE DRAWINGS)
13 mm	PREFABRICATED DRAINAGE SYSTEM CONTINUOUS TOP TO BOTTOM WITH JOINTS SHINGLE-LAPPED 300 mm MIN.
12 mm	AIRSPACE
75 mm	TIMBER LAGGING ON STEEL SHORING PILES (REFER TO SHORING DRAWINGS)

100 SHORING WEEPER (REFER TO SHORING DRAWINGS AND SOILS REPORT)

NOTES:

1. ALL FORM TILE HOLES TO BE FILLED (REFER TO SPECIFICATIONS FOR DETAILS)
2. REFER TO SHORING DRAWINGS FOR ADDITIONAL INFORMATION AND DETAILS
3. REFER TO SOILS REPORT PREPARED BY SOIL CONSULTANT
4. AT LOWER LEVELS, WHERE SHALE OR OTHER HARD-STONE SUBSTRATE IS PRESENT, APPLY A LEVELING MEDIUM OVER THE SUBSTRATE TO EVEN OUT IRREGULARITIES, AS PER SOIL REPORT. COORDINATE LOCATION AND APPLICATION WITH GEOTECHNICAL ENGINEER

FW3 — FOUNDATION WALL WITH GRANULAR BACK FILL

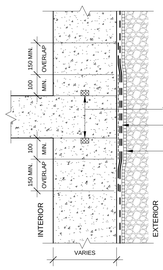

NOTE:

1. ALL FORM TIE HOLES TO BE FILLED (REFER TO SPECIFICATIONS FOR DETAILS)
2. REFER TO SHORING DRAWINGS FOR ADDITIONAL INFORMATION AND DETAILS
3. REFER TO SOILS REPORT PREPARED BY GEOTECHNICAL ENGINEER

VARIES	C.I.P. CONCRETE FOUNDATION WALL WITH WATERBARS AT ALL POUR JOINT LOCATIONS (REFER TO STRUCTURAL DRAWINGS AND SPECIFICATIONS)
-- mm	FLUID APPLIED WATERPROOFING MEMBRANE WITH ELASTOMERIC WATERSTOP MEMBRANE AT ALL VERTICAL AND HORIZONTAL POUR JOINTS
13 mm	PROTECTION BOARD
VARIES	FREE-DRAINING GRANULAR BACKFILL

All drawings, specifications, related documents and design are the property of Teeple Architects Inc. and shall be used only for the project designated herein. Reproduction of the drawings, specifications, related documents and design in whole or in part is strictly forbidden without the architect's written consent.

This drawing as an instrument of service, is provided by and is the property of Teeple Architects Inc. and shall be used only for the project designated herein. Do not scale this drawing. Contractor is responsible for the coordination and verification of all dimensions contained herein and all measurements and conditions on the job shall be reported to Teeple Architects Inc. prior to the fulfillment of any discrepancies in the consultant in writing prior to the commencement of the work.

DO NOT SCALE THIS DRAWING

This drawing shall not be used for construction purposes unless countersigned.

Teeple Architects Inc.

SPADINA QUEEN

TRIDEL®

METRIC SCALE DRAWING
FIRST FLOOR ELEV. +93.60m

No.	ISSUED / REVISED FOR:	DATE:
1	Issued for Coordination	2014-05-02
2	Issued for 50% Completion	2014-05-23
3	Issued for Permit	2014-05-30
4	Issued for Coordination	2014-06-23
5	Reissued for Permit	2014-07-10
6	Reissued for Permit	2014-09-22
7	Issued for Tender	2014-08-26
8	Issued for Tender	2014-09-22
9	Issued for Tender	2015-05-05

SQ ALEXANDRA PARK - BLOCK 11
38 CAMERON ST, TORONTO, ONTARIO M5T 2H2

project no:	12-115
scale:	As indicated
drawn by:	TAI
reviewed by:	JH
date:	2014-09-22

Teeple Architects
3 CAMERON STREET 416-598-0504 TEL
INFO@TEEPLEARCH.COM
TORONTO, ON M5S TOR CA L3N 3R2 FAX

EXTERIOR CONSTRUCTION ASSEMBLIES

A 110

PARTITION TYPES

P1 — 226mm - 1 HOUR FRR GYPSUM BOARD PARTITION BETWEEN RESIDENTIAL UNITS

2 LAYERS 13 FIRECODE GYPSUM BOARD
92 METAL STUD FRAMING AT 600 OC
89 MINERAL WOOL INSULATION
13 FIRECODE GYPSUM BOARD
18 AIR SPACE (MIN.)
64 METAL STUD FRAMING AT 600 OC
75 SOUND ATTENUATION BATTS
13 GYPSUM BOARD

1 HOUR FRR - ULC W-408
STC 51

226

P2 — 124mm - 1 HOUR FRR GYPSUM BOARD PARTITION

16 FIRECODE GYPSUM BOARD
92 METAL STUD FRAMING AT 400 O.C.
16 FIRECODE GYPSUM BOARD

1 HOUR FRR - ULC W-407
STC 38

124

P2A — 131mm - 1 HOUR FRR GYPSUM BOARD PARTITION BETWEEN CORRIDOR AND RESIDENTIAL UNITS

2 LAYERS 13 FIRECODE GYPSUM BOARD CORRIDOR SIDE
92 METAL STUD FRAMING AT 600 OC
89 MINERAL WOOL INSULATION
13 FIRECODE GYPSUM BOARD

1 HOUR FRR - ULC W-408
STC 51

131

P2B — 156mm - 2 HOUR FRR GYPSUM BOARD PARTITION BETWEEN CORRIDOR AND RESIDENTIAL UNIT BEDROOMS

2 LAYERS 13 FIRECODE GYPSUM BOARD
92 METAL STUD FRAMING AT 600 OC
89 MINERAL WOOL INSULATION
2 LAYERS 13 FIRECODE GYPSUM BOARD

2 HOUR FRR - ULC W-453
STC 55

156

P3 — 67mm - GYPSUM BOARD PARTITION

13 GYPSUM BOARD
41 METAL STUDS AT 400 O.C.
13 GYPSUM BOARD

67

P4 — 90mm - GYPSUM BOARD PARTITION

13 GYPSUM BOARD
64 METAL STUDS AT 400 O.C.
13 GYPSUM BOARD

P5 — 118mm - GYPSUM BOARD PARTITION

13 GYPSUM BOARD
92 METAL STUDS AT 400 O.C.
13 GYPSUM BOARD

118

P6 — 178mm - GYPSUM BOARD PARTITION

13 GYPSUM BOARD
152 METAL STUDS AT 400 O.C.
13 GYPSUM BOARD

P7 — 150mm - GYPSUM BOARD CAVITY WALL PARTITION

13 GYPSUM BOARD ON
41 METAL STUDS AT 400 0.C.
42 CAVITY
41 METAL STUDS AT 400 O.C.
13 GYPSUM BOARD

150

P8 — 80mm - 1 HOUR FRR GYPSUM SHAFTWALL PARTITION

16 FIRECODE GYPSUM BOARD
64 METAL C-H STUDS AT 600 mm O.C.
25 GYPSUM LINER PANEL

1 HOUR FRR - ULC W-507
STC 39

80

P8A — 95mm - 2 HOUR FRR GYPSUM SHAFTWALL PARTITION

2 LAYERS 16 FIRECODE GYPSUM BOARD
64 METAL C-H STUDS AT 600 mm O.C.
25 GYPSUM LINER PANEL

1 HOUR FRR - ULC W-507
STC 39

90

P8B — 132mm - 2 HOUR FRR GYPSUM SHAFTWALL PARTITION

2 LAYERS 16 FIRECODE GYPSUM BOARD
100 METAL C-H STUDS AT 600 mm O.C.
25 GYPSUM LINER PANEL

2 HOUR FRR - ULC W-507
STC 39

132

P15 — 140mm - CONCRETE MASONRY UNIT

140 NORMAL WEIGHT CONCRETE MASONRY UNIT

1 HOUR FRR
STC 46

140

P15A — 140mm - CONCRETE MASONRY UNIT

140 75% SOLID CONCRETE MASONRY UNIT

2 HOUR FRR
STC 50

140

P16 — 190mm CONCRETE MASONRY UNIT

190 NORMAL WEIGHT CONCRETE
MASONRY UNIT

1.5 HR FRR
STC 48

190

P16A — 259mm - 2 HOUR FRR MASONRY/ GB, PARTITION AT STAIRWELLS

190 75% SOLID CONCRETE MASONRY UNITS

2 HR FRR - OBC SB-2 2.1.1

190

FURRING TYPES

F1 — 13mm - LAMINATED GYPSUM BOARD FURRING

13 GYPSUM BOARD
LAMINATED TO SUBSTRATE

13

F2 — 35mm - GYPSUM BOARD FURRING

13 GYPSUM BOARD
22 FURRING CHANNELS AT 400 O.C.

35

F3 — 54mm - GYPSUM BOARD FURRING

13 GYPSUM BOARD ON
41 METAL STUD FRAMING AT 400 O.C.

54

F3A — 70mm - GYPSUM BOARD FURRING

13 GYPSUM BOARD
50 SOUND ATTENUATION BATTS
41 METAL STUD FRAMING AT 400 O.C.
SPACED MIN. 16mm FROM SUBSTRATE

70

F3B — 82mm GYPSUM BOARD FURRING

13 GYPSUM BOARD
13 GYPSUM BOARD
50 SOUND ATTENUATION BATTS
41 METAL STUD FRAMING AT 400 O.C.
SPACED MIN. 16mm FROM SUBSTRATE

82

F4 — 118mm - GYPSUM BOARD FURRING

13 GYPSUM BOARD
13 GYPSUM BOARD
92 METAL STUD FRAMING AT 400 O.C.
90 SOUND ATTENUATION BATTS

118

F5 — 105mm GYPSUM BOARD FURRING

13 GYPSUM BOARD
92 METAL STUD FRAMING AT 400 O.C.

105

FLOOR TYPES

FL1 — SLAB ON GRADE - LEVELS P1 AND P2

SEALER
100 CAST IN PLACE CONCRETE SLAB
(REFER TO STRUCTURAL)
SLOPE MIN. 2% AT PARKING AREAS
200 MIN. COMPACTED CLEAR 19mm CRUSHED LIMESTONE
SUBDRAINAGE
(REFER TO MECHANICAL)

FL2 — SUSPENDED CONCRETE SLAB PARKING LEVELS

POLYURETHANE VEHICULAR TRAFFIC TOPPING
230 MIN. CAST IN PLACE REINFORCED CONCRETE SLAB
(REFER TO STRUCTURAL)
SLOPE MIN. 2% AT PARKING AREAS

FL3 — SUSPENDED CONCRETE SLAB

200 MIN. CAST IN PLACE REINFORCED CONCRETE SLAB
(REFER TO STRUCTURAL)

2 HOUR F.R.R.

FL4 — ASPHALT TOPPING ON CONCRETE RAMP

75 HIGH STABILITY ASPHALTIC CONCRETE WEAR COURSE
WITH RADIANT HEATING HYDRONIC PIPING
3 ASPHALT IMPREGNATED FIBREBOARD PROTECTION BOARD
HOT RUBBERIZED ASPHALT WATERPROOFING MEMBRANE
MIN. 230 CAST IN PLACE REINFORCED CONCRETE SLAB
(REFER TO STRUCTURAL)

2 HOUR F.R.R.

FL5 — RADIANT HEATING ON CONCRETE SLAB

VARIES	FINISHED FLOORING ON FLOORING SUBSTRATE
80 mm	CONCRETE TOPPING (DAROTOPP) WITH WELDED WIRE MESH & RADIANT HEATING HYDRONIC PIPING
10 mm	ISOLATION MEMBRANE
VARIES	200 mm MIN. REINFORCED SUSPENDED CONCRETE SLAB
100 mm	RIGID INSULATION
VARIES	200 mm MIN. COMPACTED 19 CLEAR CRUSHED LIMESTONE

FL6 — FLOOR GRILL IN 50 RECESS ON CONCRETE SLAB

50
200

STAINLESS STEEL BAR GRILL IN STAINLESS STEEL ANGLE FRAME ON
LEVELLING SCREED ON
200 MIN. REINFORCED SUSPENDED CONCRETE SLAB OR
100 MIN. CONCRETE SLAB ON GRADE ON
200 MIN. COMPACTED 19 CLEAR CRUSHED LIMESTONE

FL7 — HOT TUB PODIUM STONE SLAB FINISH ON CONCRETE SLAB

75
VARIES

50mm STONE SLAB
(SEE LANDSCAPE DRAWINGS)
25mm MORTAR SETTING BED
200 mm MIN. REINFORCED CONCRETE STRUCTURE
(SEE STRUCTURAL)

FL8 — CERAMIC TILE FINISH ON CONCRETE SLAB

CERAMIC TILE (THICKNESS VARIES) ON
MORTAR SETTING BED
200 MIN. REINFORCED CONCRETE SLAB
(REFER TO STRUCTURAL)

FL9 — ENGINEERED WOOD FINISH ON CONCRETE SLAB

19
VARIES

16mm ENGINEERED WOOD FLOORING ON
UNDERLAYMENT ON
25mm 2 LAYERS 12.5mm VENEER CORE PLYWOOD, LAYERS ROTATED 90° AND JOINTS OFFSET, GLUED AND SCREWED TOGETHER ON
16mm 2 LAYERS 8mm ISOLATION LAYERS ON
200 MIN. REINFORCED CONCRETE SLAB
(REFER TO STRUCTURAL)

FL10 — CARPET IN SUITES

FL11 — HARD SURFACED FLOORING IN SUITES

VARIES

HARD SURFACED FLOORING ON
[REFER TO SUITES INTERIOR FINISH SCHEDULE]
ACOUSTIC UNDERLAYMENT ON
200mm MIN. REINFORCED CONCRETE SLAB

FL12 — CARPET IN THEATRE

6mm CARPET ON SUBSTRUCTURE
(SEE INTERIORS)

FL14 — FLOATING CONCRETE SLAB

100
50
VARIES

100 mm CONCRETE SLAB WITH
50 mm ISOLATED LAYER ON
REINFORCED CONCRETE SLAB
(SEE STRUCTURAL)

FL15 — FLOATING CONCRETE SLAB

200
5

200 mm CONCRETE SLAB WITH
5 mm SEPARATION LAYER ON
REINFORCED CONCRETE SLAB
(SEE STRUCTURAL)

CEILING TYPES

C1 — SUSPENDED GYPSUM BOARD CEILING TYPICAL SUITES

200
UNO

16 GYPSUM BOARD
22 METAL FURRING CHANNELS
41 / 64 METAL STUD FRAMING
90 SOUND ATTENUATION BATT INSULATION
LOOSE LAID OVER ENTIRE SUSPENSION SYSTEM
REINFORCED SUSPENDED CONCRETE SLAB
ACOUSTIC UNDERLAYMENT AT HARD SURFACED
FLOORS ABOVE - SEE SUITES FINISH SCHEDULE

C2 — SUSPENDED ACOUSTIC TILE CEILING

300
UNO

610 X 610 ACOUSTIC TILES IN T BAR FRAMING
SYSTEM
90 SOUND ATTENUATION BATT INSULATION
LOOSE LAID OVER ENTIRE SUSPENSION SYSTEM
REINFORCED SUSPENDED CONCRETE SLAB
ACOUSTIC UNDERLAYMENT AT HARD SURFACED
FLOORS ABOVE - SEE SUITES FINISH SCHEDULE

C3 — SUSPENDED GYPSUM BOARD ACOUSTIC CEILING

300
UNO

2 LAYERS 16 GYPSUM BOARD
22 METAL FURRING CHANNELS
41 / 64 METAL STUD FRAMING WITH
ACOUSTIC ISOLATORS ON HANGARS
140 SOUND ATTENUATION BATT INSULATION
LOOSE LAID OVER ENTIRE SUSPENSION SYSTEM
REINFORCED SUSPENDED CONCRETE SLAB
ACOUSTIC UNDERLAYMENT AT HARD SURFACED FLOORS
ABOVE - SEE SUITES FINISH SCHEDULE

C4 — 2 HOUR FRR GYPSUM SHAFTWALL BULKHEAD

HORIZONTAL COMPONENT
3 LAYERS 13 FIRE CODE GYPSUM BOARD ON
64 C-H STUDS AT 610 O.C.
25 GYPSUM LINER BOARD

VERTICAL COMPONENT
2 LAYERS 13 FIRE CODE GYPSUM BOARD ON
64 C-H STUDS AT 610 O.C.
25 GYPSUM LINER BOARD

O.B.M.E.C. AUTHORIZATION 89-1-118

C5 — GYPSUM BOARD BULKHEAD

13 GYPSUM BOARD
41 METAL STUD FRAMING AT 400 O.C.
146 SERVICES SPACE
90 SOUND ATTENUATION BATTS AT CEILING AREAS
WITH DRAINAGE PIPES

C5A — GYPSUM BOARD BULKHEAD

26
26

13 mm GYPSUM BOARD / 2 LAYERS
ON METAL FRAMING

C5B — GYPSUM BOARD BULKHEAD

26
26

13mm GYPSUM BOARD / 3 LAYERS
ON METAL FRAMING

C6 — SUSPENDED WOOD VENEER CEILING / BULKHEAD

19
22

WOOD VENEER BOTH SIDES 19 PARTICLE CORE PLYWOOD
CONCEALLED FASTENING SYSTEM
92 METAL STUD FRAMING AT 400 O.C.
ACOUSTIC ISOLATORS ON HANGARS
140 SOUND ATTENUATION BATT INSULATION
LOOSE LAID OVER ENTIRE SUSPENSION SYSTEM
REINFORCED CONCRETE SLAB
(SEE INTERIOR DRAWINGS)

C7 — SUSPENDED GYPSUM BOARD CEILING WITH HEATED PLENUM

13 GYPSUM BOARD ON
SUSPENDED FRAMING SYSTEM
150 THERMAL INSULATION BATTS
LOOSE LAID OVER ENTIRE SUSPENSION SYSTEM
HEATED AIR PLENUM (SEE MECHANICAL DRAWINGS)
REINFORCED SUSPENDED CONCRETE SLAB

C8 — SUSPENDED BACKPAINTED GLASS CEILING

6 MIN. TEMPERED BACKPAINTED GLASS PANELS IN
CONCEALED METAL CHANEL FRAMING SYSYEM
92 METAL STUD FRAMING AT 400 O.C.
SOUND ATTENUATION AS PER ADJACENT CEILING ASSEMBLIES
REINFORCED CONCRETE SLAB
(SEE INTERIOR DRAWINGS)

C9 — ACOUSTIC CEILING

32 26
22

2 LAYERS 16 GYPSUM BOARD
2 LAYERS 13 GYPSUM BOARD
22 METAL FURRING CHANNELS
41 / 61 METAL STUD FRAMING WITH
ACOUSTIC ISOLATORS ON HANGARS
140 SOUND ATTENUATION BATT INSULATION
LOOSE LAID OVER ENTIRE SUSPENSION SYSTEM
REINFORCED SUSPENDED CONCRETE SLAB

C10 — ACOUSTIC CEILING

150

WHITE FACED 150 mm SEMI-RIGID INSULATION
ASTM C612 TYPE 1A
PINNED TO UNDERSIDE OF CONCRETE SLAB

R 27

C11 — INSULATED CEILING

150

WHITE FACED 100 mm SEMI-RIGID INSULATION
ASTM C612 TYPE 1A
PINNED TO UNDERSIDE OF CONCRETE SLAB

R 18

All drawings, specifications, related documents and designs are the property of Teeple Architects Inc. and shall be used only for the project designated on the drawings, specifications, related documents and designs in whole or in part is strictly forbidden without the Architect's written consent.

This drawing, as an instrument of service, is provided by and is the property of Teeple Architects Inc. and shall be used only for the project designated on the drawing. The contractor is responsible for the coordination and verification of all dimensions contained hereon and all measurements and conditions on the job shall be verified before work is begun. Any discrepancies shall report any discrepancies to the consultant in writing prior to the commencement of the affected work.

DO NOT SCALE THIS DRAWING

This drawing shall not be used for construction purposes unless countersigned

Teeple Architects Inc.

SPADINA ▸ QUEEN

TRIDEL®

METRIC SCALE DRAWING

FIRST FLOOR ELEV. +93.60m

No.	ISSUED / REVISED FOR:	DATE:
1	Issued for Coordination	2014-03-28
2	Issued for Coordination	2014-05-02
3	Issued for 50% Completion	2014-05-23
4	Issued for Permit	2014-05-30
5	Issued for Coordination	2014-06-23
6	Reissued for Permit	2014-07-10
7	Reissued for Permit	2014-08-22
8	Issued for Tender	2014-08-26
9	Issued for Tender	2014-09-22
10	Issued for Tender	2015-05-05

SQ ALEXANDRA PARK - BLOCK 11

38 CAMERON ST, TORONTO, ONTARIO M5T 2H2

project no:	12-115
scale:	1 : 10
drawn by:	TAI
reviewed by:	JH
date:	2014-09-22

Teeple Architects

3 CAMERON STREET
416-598-0504 TEL
INFO@TEEPLEARCH.COM
TORONTO, ON M5B
FAX 416-598-9750

INTERIOR CONSTRUCTION ASSEMBLIES

A 111

All drawings, specifications, related documents and designs are the property of Teeple Architects Inc. and are protected by copyright. Reproduction of the drawings, specifications, related documents and designs in whole or in part is strictly forbidden without the architects written consent.

This drawing, as an instrument of service, is provided by and is the property of Teeple Architects Inc. and shall be used only for the project shown and in accordance with the agreement between Teeple and the contractor. Contractor is responsible for the coordination and verification of all dimensions contained herein and all measurements and conditions on the job shall be verified before proceeding. Do not scale drawings. Report any discrepancies to the consultant in writing prior to the commencement of the work shown.

DO NOT SCALE THIS DRAWING

This drawing shall not be used for construction purposes unless countersigned

Teeple Architects Inc.

SPADINA QUEEN

TRIDEL®

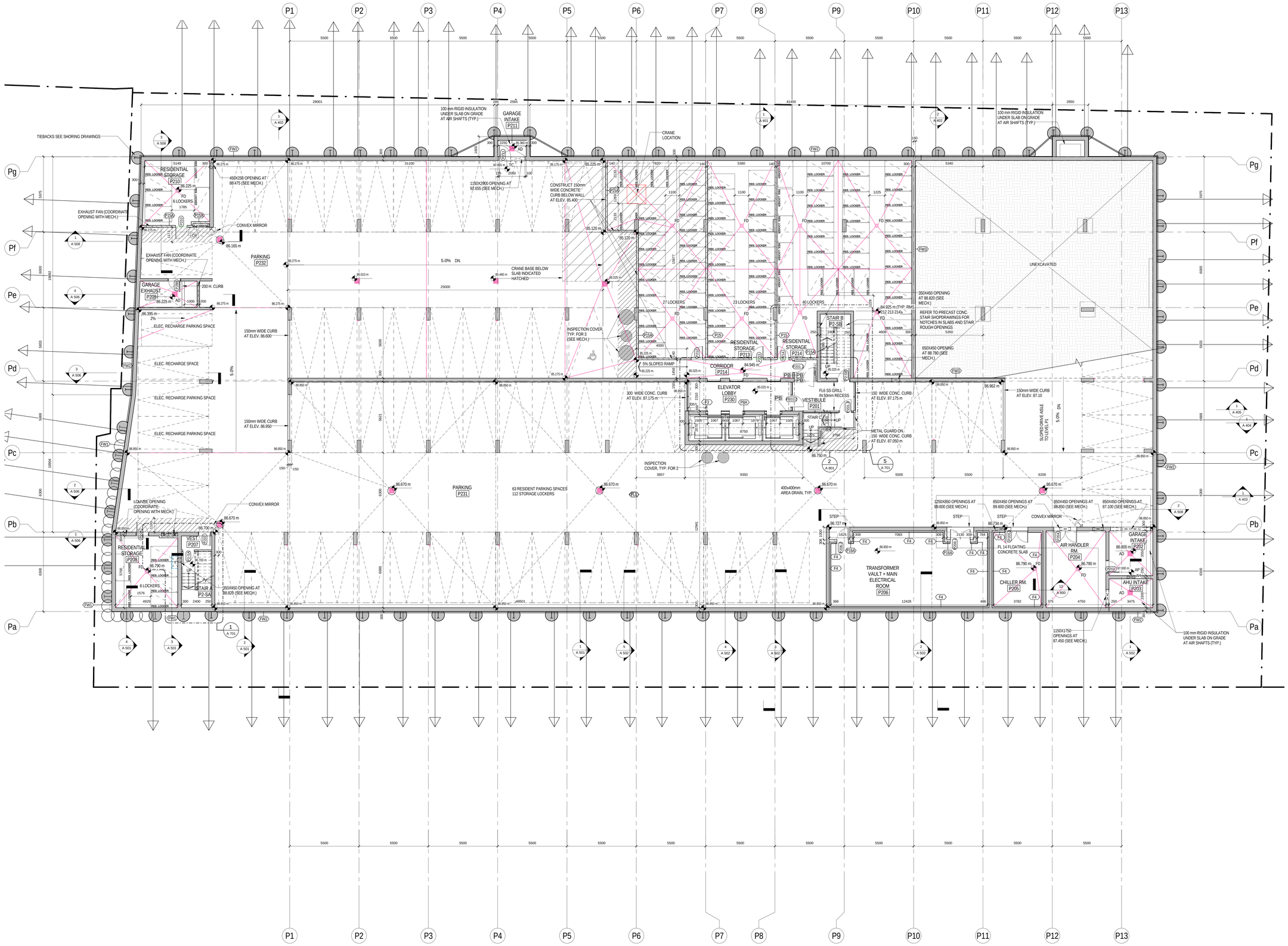

METRIC SCALE DRAWING

FIRST FLOOR ELEV. +93.60m

No.	ISSUED / REVISED FOR:	DATE:
1	Issued for SPA	2013-03-26
2	Issued for Coordination	2013-04-11
3	Issued for Coordination	2013-04-17
4	Reissued for SPA	2014-01-10
5	Issued for Coordination	2014-03-28
6	Issued for Elevator Tender	2014-04-07
7	Issued for Coordination	2014-06-02
8	Issued for 50% Completion	2014-05-23
9	Issued for Permit	2014-05-30
10	Issued for Coordination	2014-06-23
11	Reissued for Permit	2014-07-10
12	Reissued for Permit	2014-08-22
13	Issued for Tender	2014-08-26
14	Issued for Tender	2014-09-22
15	Issued for Flooring Tender	2015-03-10
16	Issued for ASI 02	2015-03-23
17	Issued for Construction	2015-04-29
18	Issued for ASI 03	2015-05-04
19	Issued for Tender	2015-05-05

SQ ALEXANDRA PARK - BLOCK 11

38 CAMERON ST., TORONTO, ONTARIO M5T 2H2

project no:	12-115
scale:	1 : 100
drawn by:	TAI
reviewed by:	JH
date:	2014-09-22

Teeple Architects

5 CAMERON STREET TORONTO, ONTARIO
416-598-0504 TEL FAX 416-598-1755
INFO@TEEPLEARCH.COM

LEVEL P2 PLAN

A 201

1 A 201 PARKING LEVEL P2

1 : 100

All drawings, specifications, related documents and designs are the property of Teeple Architects Inc. and are subject to protection by copyright. Reproduction of the drawings, specifications, related documents and designs in whole or in part is strictly forbidden without the architects written consent.

This drawing, as an instrument of service, is provided by and is the property of Teeple Architects Inc. and shall be used only for the project shown and in accordance with the agreement between the client and the contractor. Contractor is responsible for the coordination and verification of all dimensions contained herein and all measurements and conditions on the job shall be verified before proceeding. Do not scale drawings. Report any discrepancies to the consultant in writing prior to the commencement of the work shown.

DO NOT SCALE THIS DRAWING

This drawing shall not be used for construction purposes unless countersigned

Teeple Architects Inc.

SPADINA ▸ QUEEN

TRIDEL®

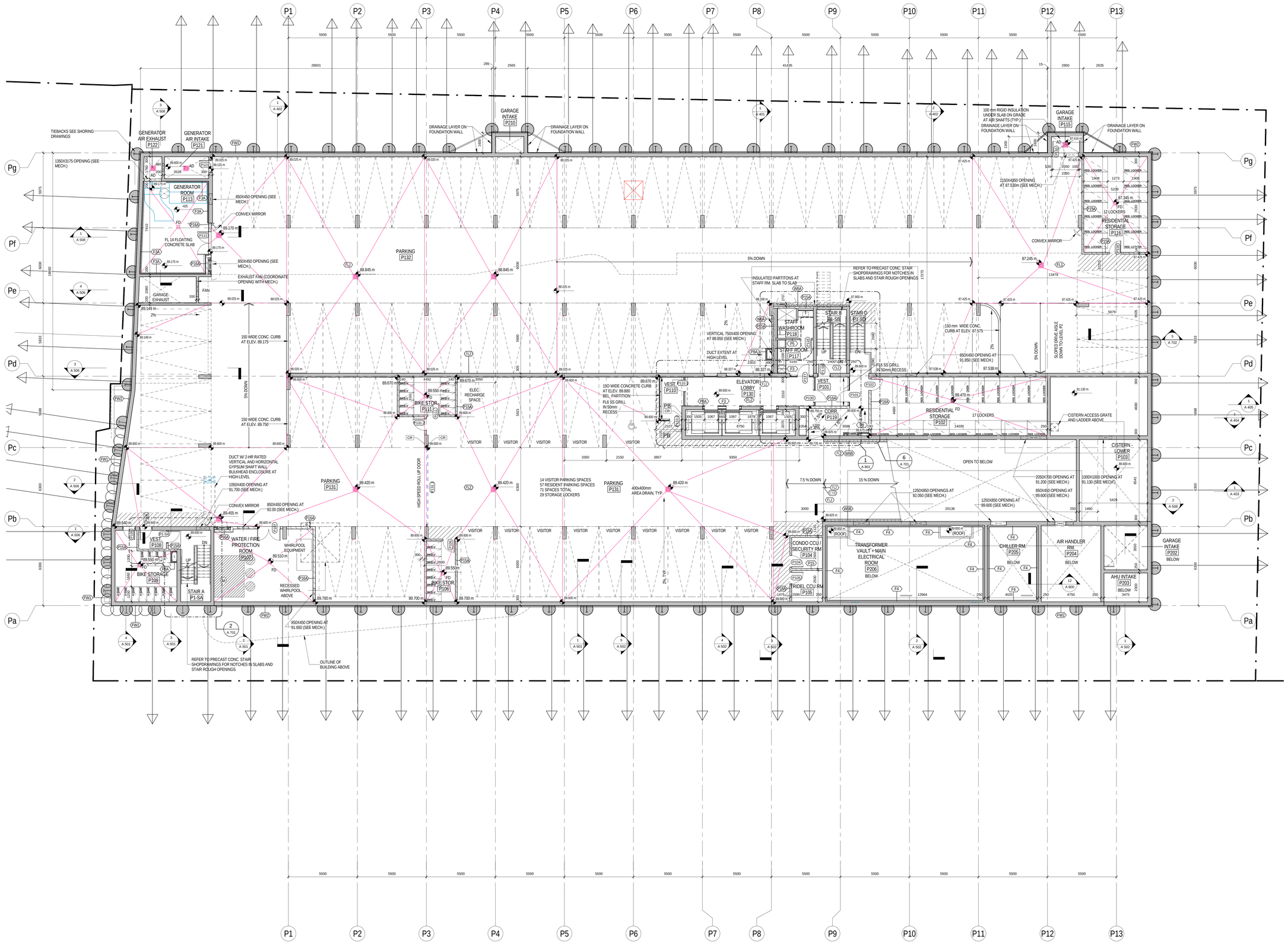

1 A 202 PARKING LEVEL P1
1 : 100

METRIC SCALE DRAWING

FIRST FLOOR ELEV. +93.60m

No.	ISSUED / REVISED FOR:	DATE:
1	Issued for SPA	2013-03-26
2	Issued for Coordination	2013-04-11
3	Issued for Coordination	2013-04-17
4	Reissued for SPA	2014-01-10
5	Issued for Coordination	2014-03-28
6	Issued for Elevator Tender	2014-04-07
7	Issued for Coordination	2014-06-02
8	Issued for 50% Completion	2014-05-23
9	Issued for Permit	2014-05-30
10	Issued for Coordination	2014-06-23
11	Reissued for Permit	2014-07-10
12	Reissued for Permit	2014-08-22
13	Issued for Tender	2014-08-26
14	Issued for Tender	2014-09-22
15	Issued for ASI 01	2015-03-05
16	Issued for Flooring Tender	2015-03-23
17	Issued for ASI 02	2015-03-23
18	Issued for Construction	2015-04-29
19	Issued for ASI 03	2015-05-04
20	Issued for Tender	2015-05-05

SQ ALEXANDRA PARK - BLOCK 11

38 CAMERON ST., TORONTO, ONTARIO M5T 2H2

project no:	12-115
scale:	1 : 100
drawn by:	TAI
reviewed by:	JH
date:	2014-09-22

Teeple Architects

5 CAMERON STREET TORONTO, ONTARIO
416-598-0504 TEL FAX 416-598-1755
INFO@TEEPLEARCH.COM

LEVEL P1 PLAN

A 202

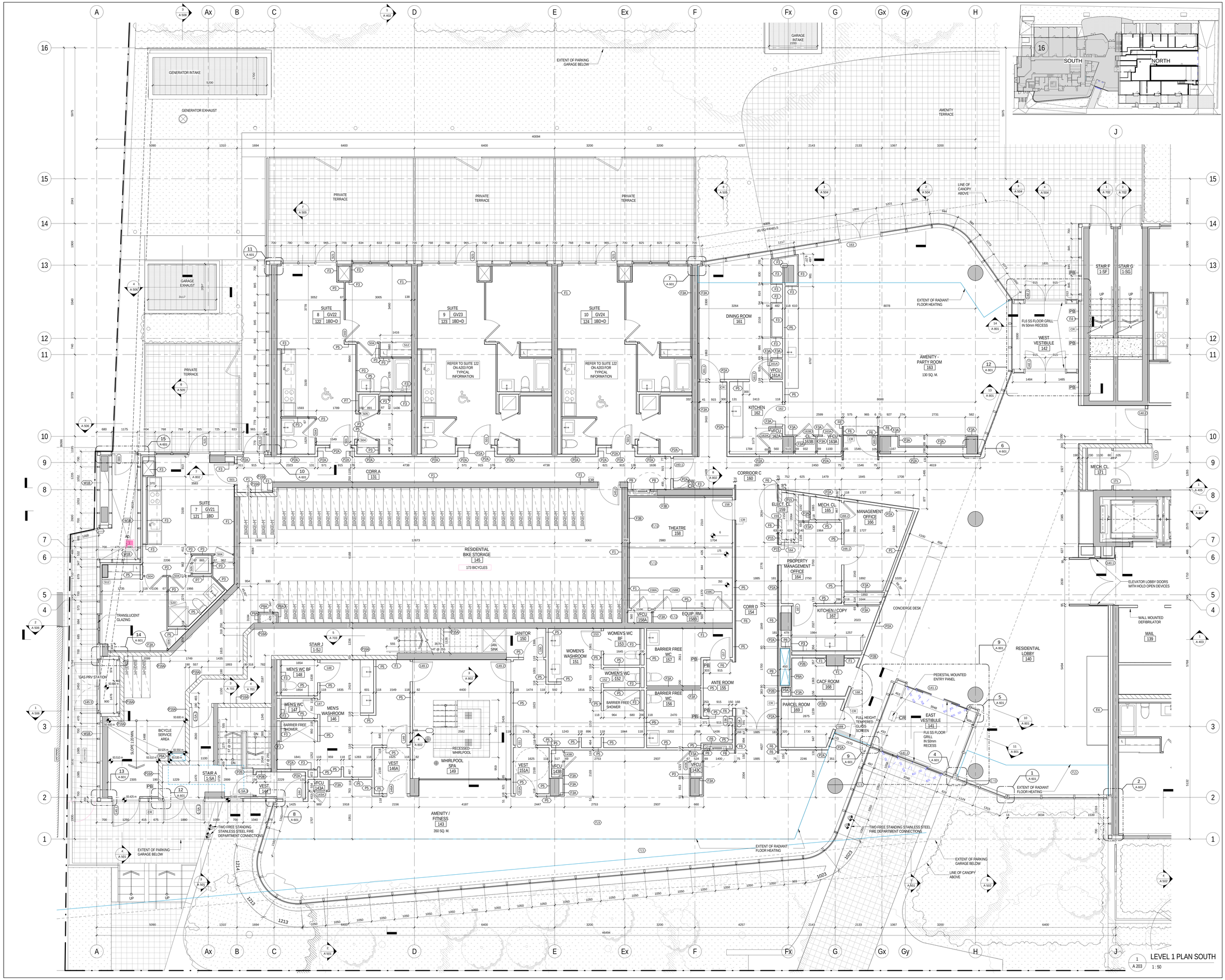

LEVEL 1 PLAN SOUTH

1 A 203 1 : 50

All drawings, specifications, related documents and design are the property of Teeple Architects Inc. and are protected by copyright. Reproduction of the drawings, specifications, related documents and design in whole or in part is strictly forbidden without the architects written consent.

This drawing, as an instrument of service, is provided by and is the property of Teeple Architects Inc. and shall be used only for the project shown and in connection with this project. Contractor shall verify and contractor is responsible for the coordination and verification of all dimensions contained hereon and all measurements and conditions on the job prior to commencement of work. Do not scale drawings. Report any discrepancies to the consultant in writing prior to the commencement of affected work.

DO NOT SCALE THIS DRAWING

This drawing shall not be used for construction purposes unless countersigned

Teeple Architects Inc.

SPADINA ▸ QUEEN

TRIDEL®

METRIC SCALE DRAWING

FIRST FLOOR ELEV. +93.60m

No.	ISSUED / REVISED FOR:	DATE:
1	Issued for SPA	2013-03-26
2	Issued for Coordination	2013-04-11
3	Issued for Coordination	2013-04-17
4	Reissued for SPA	2014-01-10
5	Issued for Coordination	2014-03-28
6	Issued for Elevator Tender	2014-04-07
7	Issued for Coordination	2014-05-02
8	Issued for 50% Completion	2014-05-23
9	Issued for Permit	2014-05-30
10	Issued for Coordination	2014-06-23
11	Reissued for Permit	2014-07-10
12	Reissued for Permit	2014-08-22
13	Issued for Tender	2014-08-26
14	Issued for Tender	2014-09-22
15	Reissued for SPA	2014-10-23
16	Issued for Flooring Tender	2015-03-10
17	Issued for Construction	2015-04-09
18	Issued for AS 03	2015-05-04
19	Issued for Tender	2015-05-05

SQ ALEXANDRA PARK - BLOCK 11

38 CAMERON ST., TORONTO, ONTARIO M5T 2H2

project no:	12-115
scale:	As indicated
drawn by:	TAI
reviewed by:	JH
date:	2014-09-22

Teeple Architects

5 CAMERON STREET TORONTO, ONTARIO
416-598-0504 TEL FAX 416-598-1755
INFO@TEEPLEARCH.COM

LEVEL 1 PLAN SOUTH

A 203

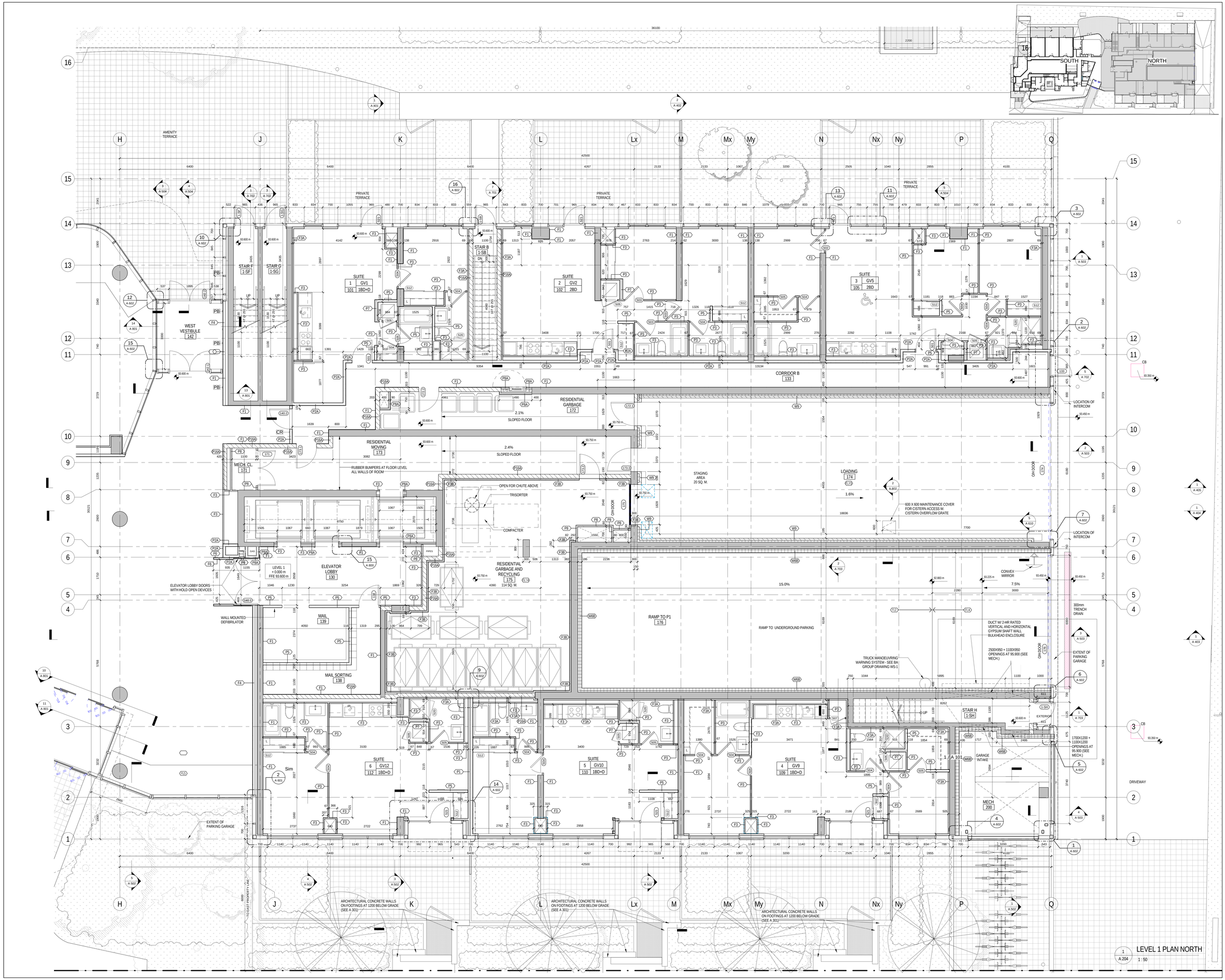

LEVEL 1 PLAN NORTH
1 / A 204 1 : 50

All drawings, specifications, related documents and design are the property of Teeple Architects Inc. and are protected by copyright. Reproduction of the drawings, specifications, related documents and design in whole or in part is strictly forbidden without the architects written consent.

This drawing, as an instrument of service, is provided by and is the property of Teeple Architects Inc. and shall be used only for the project shown and in accordance with the agreement between Teeple and the contractor. Contractor is responsible for the coordination and verification of all dimensions contained hereon and all measurements and conditions on the job shall be verified before proceeding with the work. Do not scale this drawing. Report any discrepancies to the consultant in writing prior to the commencement of the work.

DO NOT SCALE THIS DRAWING

This drawing shall not be used for construction purposes unless counter-signed.

Teeple Architects Inc.

SQ
SPADINA ▸ QUEEN
TRIDEL®

METRIC SCALE DRAWING
FIRST FLOOR ELEV. +93.60m

No.	ISSUED / REVISED FOR:	DATE:
1	Issued for SPA	2013-03-26
2	Issued for Coordination	2013-04-11
3	Issued for Coordination	2013-04-17
4	Reissued for SPA	2014-01-10
5	Issued for Coordination	2014-03-28
6	Issued for Elevator Tender	2014-04-07
7	Issued for Coordination	2014-05-02
8	Issued for 50% Completion	2014-05-23
9	Issued for Permit	2014-05-30
10	Issued for Coordination	2014-06-23
11	Reissued for Permit	2014-07-10
12	Reissued for Permit	2014-08-22
13	Issued for Tender	2014-08-26
14	Issued for Tender	2014-09-22
15	Issued for ASI 01	2015-03-05
16	Issued for Flooring Tender	2015-03-10
17	Issued for Construction	2015-04-29
18	Issued for ASI 03	2015-05-04
19	Issued for Tender	2015-05-05

SQ ALEXANDRA PARK - BLOCK 11
38 CAMERON ST, TORONTO, ONTARIO M5T 2N2

project no:	12-115
scale:	As indicated
drawn by:	TAI
reviewed by:	JH
date:	2014-09-22

Teeple Architects
5 CAMERON STREET TORONTO, ONTARIO
416.598.1240 416.598.1915 www.teeple.com

LEVEL 1 PLAN NORTH

A 204

PLAN DRAWING LEGEND

- DENOTES PAINTED GYPSUM BULKHEAD AT 2450mm AFF UNLESS NOTED
- MTL — YELLOW METAL PANEL CLADDING
- WTA — EXTERIOR WALL ASSEMBLIES WTA UNLESS NOTED OTHERWISE
- DENOTES BARRIER-FREE DESIGNATED RESIDENTIAL SUITE
- RD — DENOTES ROOF DRAIN AND ROOF DRAINAGE LAYOUT. REFER ALSO TO SLAB EDGE PLANS FOR SLOPES AND SLAB ELEVATIONS
- REFER TO DWG. A620 FOR DETAILS OF WINDOW WASHING SYSTEMS
- AP — ANCHOR POINT
- DB — DAVIT BASE
- RD — RECESSED DAVIT BASE
- RA — RECESSED ROOF ANCHOR
- RA — ROOF ANCHOR
- WA — ROOF ANCHOR – WALL MOUNTED
- RS — WINDOW WASHING RIGGING SLEEVE

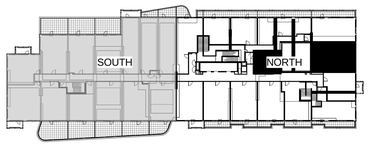

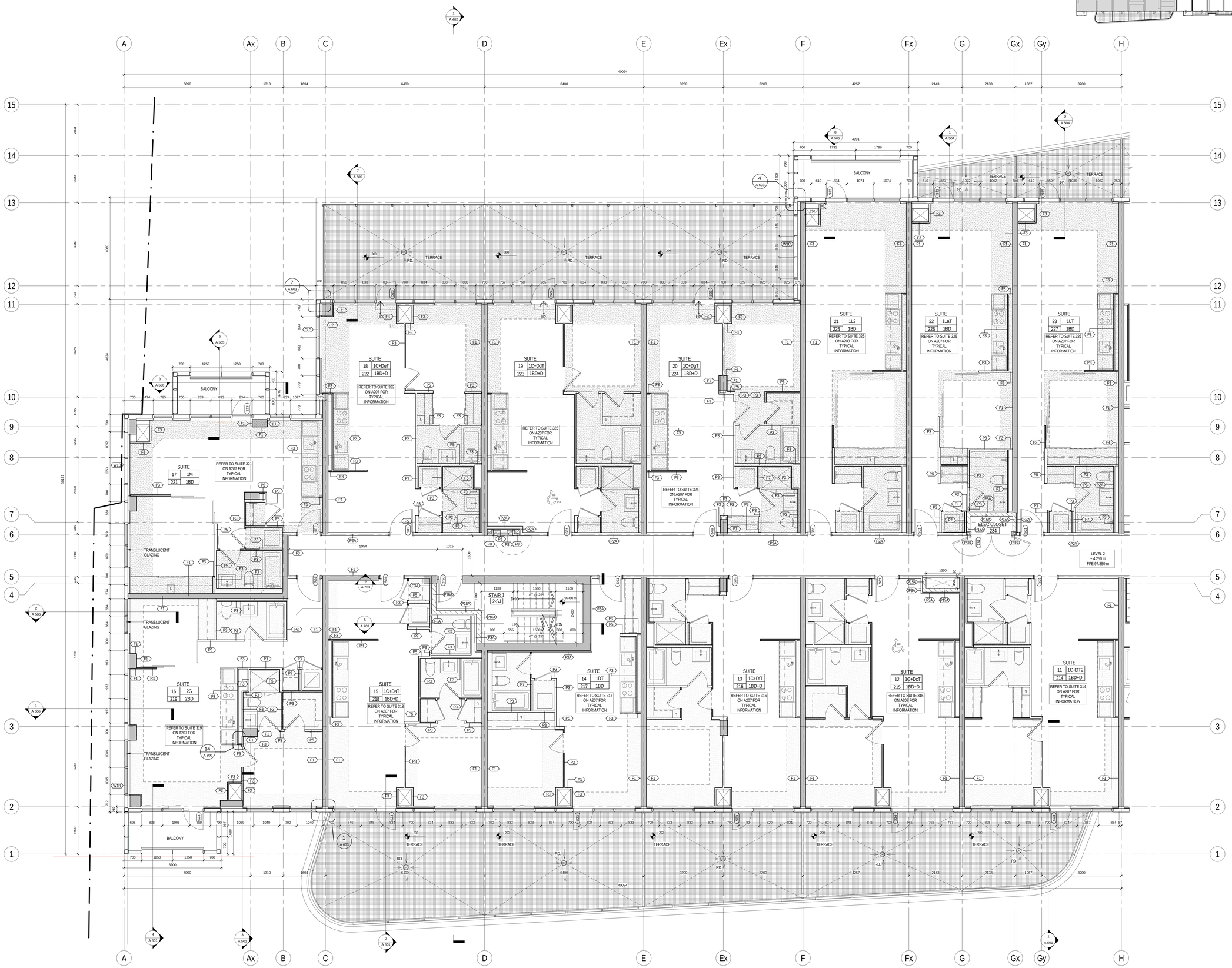

All drawings, specifications, related documents and design are the property of Teeple Architects Inc. and are protected by copyright. Reproduction of the drawings, specifications, related documents and design in whole or in part is strictly forbidden without the architect's written consent.

This drawing, as an instrument of service, is provided by and is the property of Teeple Architects Inc. and shall be used only for the project shown and in accordance with the agreement between the client and contractor. contractor is responsible for the coordination and verification of all dimensions contained hereon and all measurements and conditions on the job shall be verified before work is begun. Do not scale drawings. Report any discrepancies to the consultant in writing prior to the commencement of the affected work.

DO NOT SCALE THIS DRAWING

This drawing shall not be used for construction purposes unless countersigned

Teeple Architects Inc.

SPADINA ▸ QUEEN

TRIDEL®

METRIC SCALE DRAWING

FIRST FLOOR ELEV. +93.60m

No.	ISSUED / REVISED FOR:	DATE:
1	Issued for SPA	2013-03-26
2	Issued for Coordination	2013-04-11
3	Issued for Coordination	2013-04-17
4	Reissued for SPA	2014-01-10
5	Issued for Coordination	2014-03-28
6	Issued for Elevator Tender	2014-04-07
7	Issued for Coordination	2014-05-02
8	Issued for 50% Completion	2014-05-23
9	Issued for Permit	2014-05-30
10	Issued for Coordination	2014-06-23
11	Reissued for Permit	2014-07-10
12	Reissued for Permit	2014-08-22
13	Issued for Tender	2014-08-26
14	Issued for Tender	2014-09-22
15	Issued for Flooring Tender	2015-03-10
16	Issued for Tender	2015-05-05

SQ ALEXANDRA PARK - BLOCK 11

38 CAMERON ST, TORONTO, ONTARIO M5T 2H2

project no:	12-115
scale:	As indicated
drawn by:	TJU
reviewed by:	JH
date:	2014-09-22

Teeple Architects

5 CAMERON STREET TORONTO, ONTARIO
416-598-0504 TEL FAX-416-598-1755
INFO@TEEPLEARCH.COM

LEVEL 2 PLAN SOUTH

A 205

1 A 205 LEVEL 2 PLAN SOUTH 1 : 50

PLAN DRAWING LEGEND

- DENOTES PAINTED GYPSUM BULKHEAD AT 2450mm AFF UNLESS NOTED
- MTL YELLOW METAL PANEL CLADDING
- WTA EXTERIOR WALL ASSEMBLIES WTA UNLESS NOTED OTHERWISE
- DENOTES BARRIER-FREE DESIGNATED RESIDENTIAL SUITE
- RD DENOTES ROOF DRAIN AND ROOF DRAINAGE LAYOUT, REFER ALSO TO SLAB EDGE PLANS FOR SLOPES AND SLAB ELEVATIONS
- REFER TO DWG. A620 FOR DETAILS OF WINDOW WASHING SYSTEMS
- AP ANCHOR POINT
- DB DAVIT BASE
- RDB RECESSED DAVIT BASE
- RA RECESSED ROOF ANCHOR
- RA ROOF ANCHOR
- RA ROOF ANCHOR - WALL MOUNTED
- WS WINDOW WASHING RIGGING SLEEVE

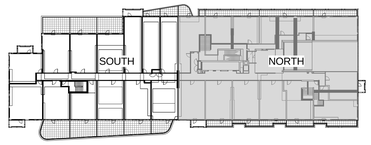

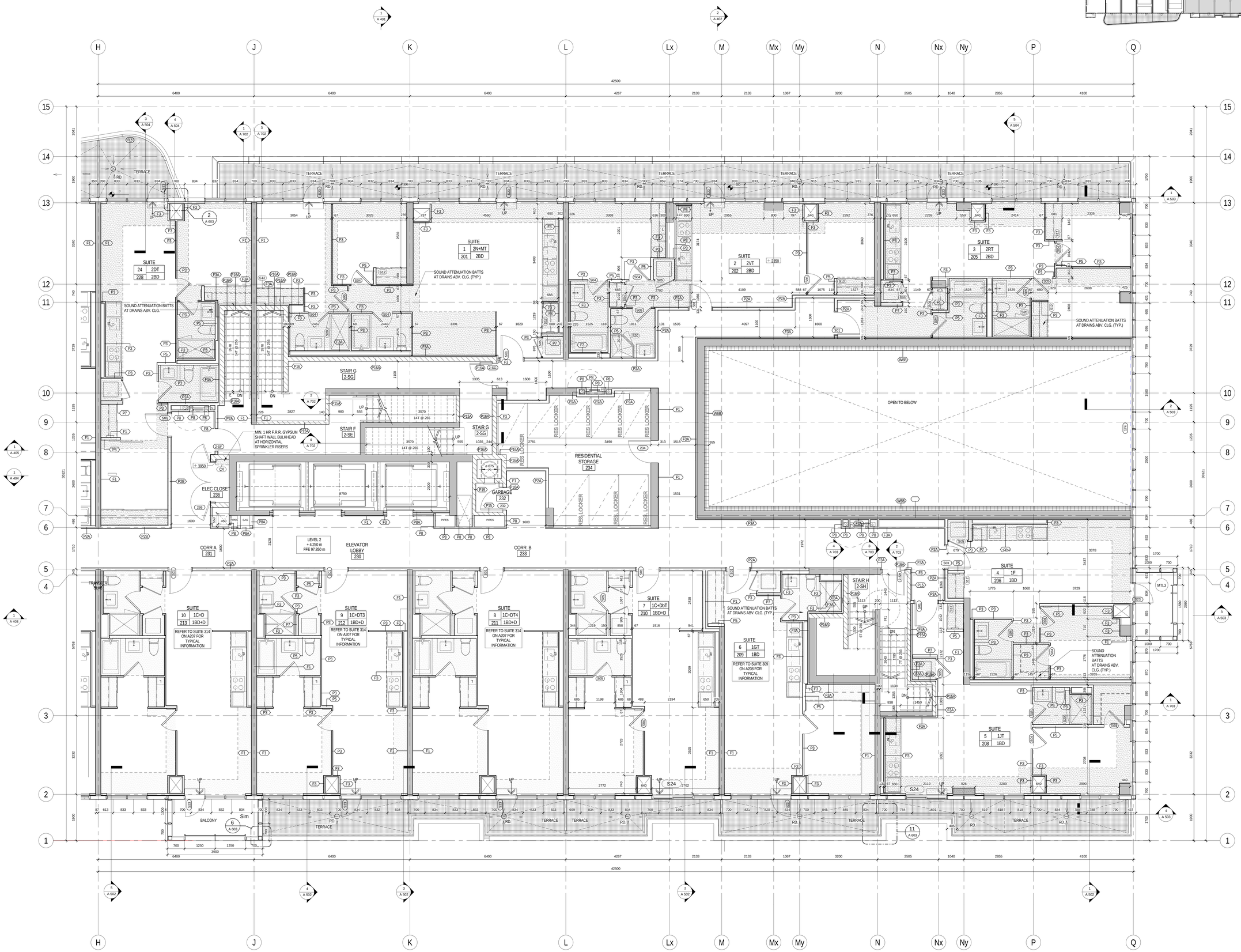

All drawings, specifications, related documents and design are the property of Teeple Architects Inc. and are protected by copyright. Reproduction of the drawings, specifications, related documents and design in whole or in part is strictly forbidden without the architect's written consent.

This drawing, as an instrument of service, is provided by and is the property of Teeple Architects Inc. and shall be used only for the project shown and in accordance with the agreement between the client and contractor is responsible for the coordination and verification of all dimensions contained hereon and all measurements and conditions on the job shall be verified before work is begun. Any discrepancies or errors shall be reported to the consultant in writing prior to the commencement of the affected work.

DO NOT SCALE THIS DRAWING

This drawing shall not be used for construction purposes unless countersigned

Teeple Architects Inc.

SPADINA ▸ QUEEN

TRIDEL®

METRIC SCALE DRAWING

FIRST FLOOR ELEV. +93.60m

No.	ISSUED / REVISED FOR:	DATE:
1	Issued for SPA	2013-03-26
2	Issued for Coordination	2013-04-11
3	Issued for Coordination	2013-04-17
4	Reissued for SPA	2014-01-10
5	Issued for Coordination	2014-03-28
6	Issued for Elevator Tender	2014-04-07
7	Issued for Coordination	2014-06-02
8	Issued for 50% Completion	2014-05-23
9	Issued for Permit	2014-05-30
10	Issued for Coordination	2014-06-23
11	Reissued for Permit	2014-07-10
12	Reissued for Permit	2014-08-22
13	Issued for Tender	2014-08-26
14	Issued for Tender	2014-09-22
15	Issued for Flooring Tender	2015-03-10
16	Issued for Tender	2015-05-05

SQ ALEXANDRA PARK - BLOCK 11

38 CAMERON ST., TORONTO, ONTARIO M5T 2H2

project no:	12-115
scale:	As indicated
drawn by:	TJU
reviewed by:	JH
date:	2014-09-22

Teeple Architects

5 CAMERON STREET TORONTO, ONTARIO
416-598-0504 TEL FAX-416-598-1755
INFO@TEEPLEARCH.COM

LEVEL 2 PLAN NORTH

A 206

1 / A 206 LEVEL 2 PLAN NORTH

1 : 50

PLAN DRAWING LEGEND

- DENOTES PAINTED GYPSUM BULKHEAD AT 2290mm AFF UNLESS NOTED
- MTL YELLOW METAL PANEL CLADDING
- WTA EXTERIOR WALL ASSEMBLIES WTA UNLESS NOTED OTHERWISE
- DENOTES BARRIER-FREE DESIGNATED RESIDENTIAL SUITE
- RD DENOTES ROOF DRAIN AND ROOF DRAINAGE LAYOUT. REFER ALSO TO SLAB EDGE PLANS FOR SLOPES AND SLAB ELEVATIONS
- REFER TO DWG. A620 FOR DETAILS OF WINDOW WASHING SYSTEMS
- AP ANCHOR POINT
- DB DAVIT BASE
- RDB RECESSED DAVIT BASE
- RA4 RECESSED ROOF ANCHOR
- RA ROOF ANCHOR
- RAW ROOF ANCHOR - WALL MOUNTED
- RS WINDOW WASHING RIGGING SLEEVE

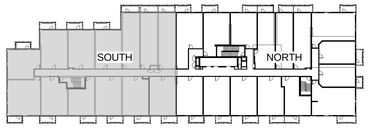

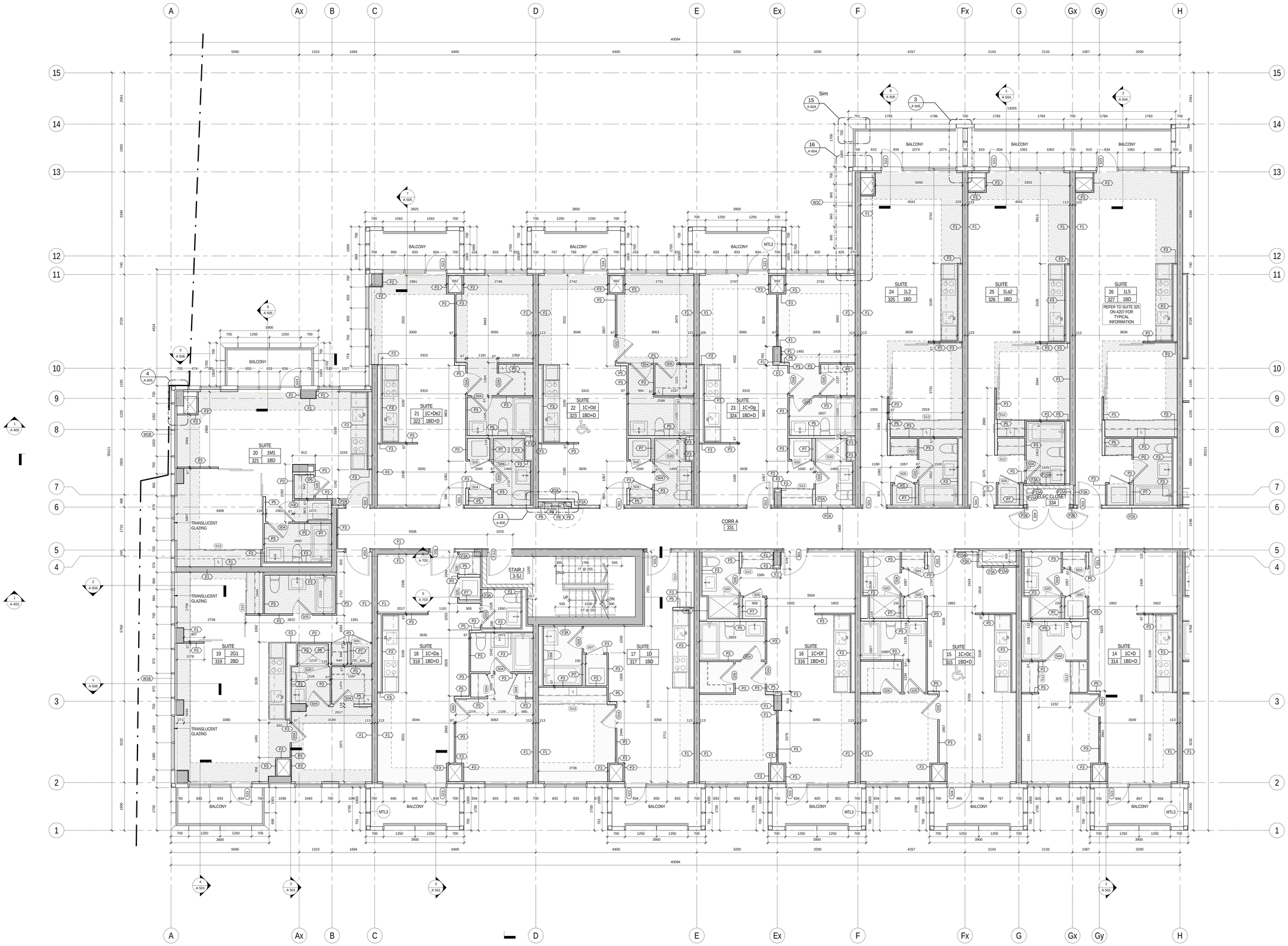

All drawings, specifications, related documents and designs are the property of Teeple Architects Inc. and are protected by copyright. Reproduction of the drawings, specifications, related documents and designs in whole or in part is strictly forbidden without the architect's written consent.

This drawing, as an instrument of service, is provided by and is the property of Teeple Architects Inc. and shall be used only for the project shown and in accordance with the agreement between the client and contractor is responsible for the coordination and verification of all dimensions contained herein and all measurements and conditions on the site shall be verified before work is begun. Any discrepancies or errors and omissions in the construction in writing prior to the commencement of the affected work.

DO NOT SCALE THIS DRAWING

This drawing shall not be used for construction purposes unless countersigned

Teeple Architects Inc.

SPADINA + QUEEN

TRIDEL

METRIC SCALE DRAWING

FIRST FLOOR ELEV. +93.60m

No.	ISSUED / REVISED FOR:	DATE:
1	Issued for SPA	2013-03-26
2	Issued for Coordination	2013-04-11
3	Issued for Coordination	2013-04-17
4	Reissued for SPA	2014-01-10
5	Issued for Coordination	2014-03-28
6	Issued for Elevator Tender	2014-04-07
7	Issued for Coordination	2014-06-02
8	Issued for 50% Completion	2014-05-23
9	Issued for Permit	2014-05-30
10	Issued for Coordination	2014-06-23
11	Reissued for Permit	2014-07-10
12	Reissued for Permit	2014-08-22
13	Issued for Tender	2014-08-26
14	Issued for Tender	2014-09-22
15	Issued for Flooring Tender	2015-03-10
16	Issued for Tender	2015-05-05

SQ ALEXANDRA PARK - BLOCK 11

38 CAMERON ST, TORONTO, ONTARIO M5T 2H2

project no:	12-115
scale:	As indicated
drawn by:	TJU
reviewed by:	JH
date:	2014-09-22

Teeple Architects

5 CAMERON STREET TORONTO, ONTARIO
416-598-0564 TEL FAX-416-598-1705
INFO@TEEPLEARCH.COM

LEVEL 3 PLAN SOUTH

A 207

1 A 207 LEVEL 3 PLAN SOUTH

1 : 50

PLAN DRAWING LEGEND

- DENOTES PAINTED GYPSUM BULKHEAD AT 2290mm AFF UNLESS NOTED
- MTL YELLOW METAL PANEL CLADDING
- WA EXTERIOR WALL ASSEMBLIES WA UNLESS NOTED OTHERWISE
- DENOTES BARRIER-FREE DESIGNATED RESIDENTIAL SUITE
- RD DENOTES ROOF DRAIN AND ROOF DRAINAGE LAYOUT, REFER ALSO TO SLAB EDGE PLANS FOR SLOPES AND SLAB ELEVATIONS
- REFER TO DWG. A620 FOR DETAILS OF WINDOW WASHING SYSTEMS
- AP ANCHOR POINT
- DB DAVIT BASE
- RD RECESSED DAVIT BASE
- RA RECESSED ROOF ANCHOR
- RA ROOF ANCHOR
- WA ROOF ANCHOR - WALL MOUNTED
- WS WINDOW WASHING RIGGING SLEEVE

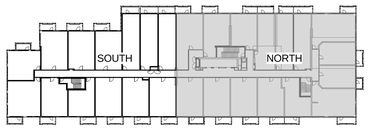

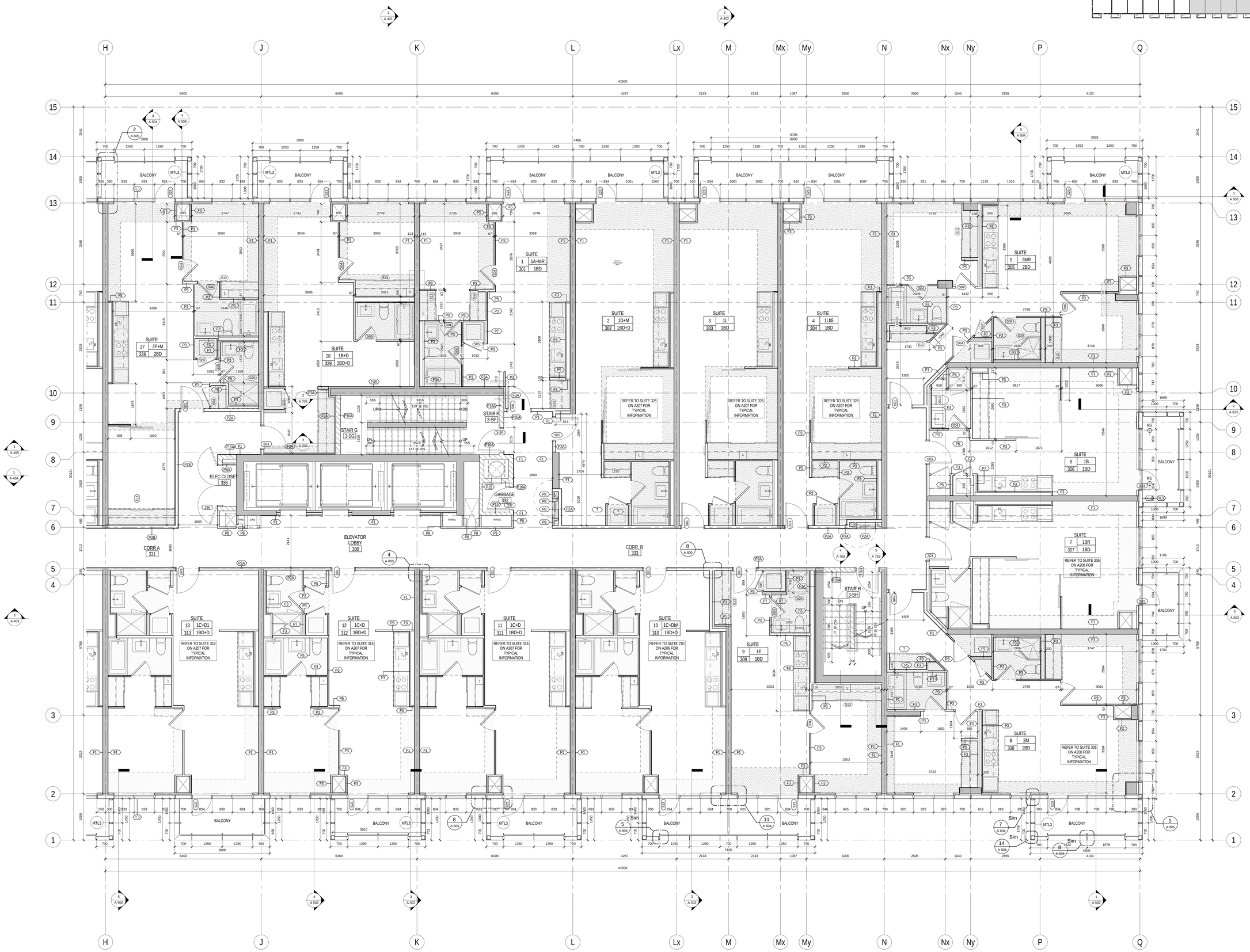

1 / A 208 LEVEL 3 PLAN NORTH
1 : 50

All drawings, specifications, related documents and design are the property of Teeple Architects Inc. and are protected by copyright. Reproduction of the drawings, specifications, related documents and design in whole or in part is strictly forbidden without the architects written consent.

This drawing, as an instrument of service, is provided by and is the property of Teeple Architects Inc. and shall be used only for the project shown and in connection with this project. Contractor shall verify and contractor is responsible for the coordination and verification of all dimensions contained herein and all measurements and conditions on site prior to commencement of work. Report to the architect all such discrepancies in the conduction in writing prior to the commencement of affected work.

DO NOT SCALE THIS DRAWING

This drawing shall not be used for construction purposes unless countersigned

Teeple Architects Inc.

SQ
SPADINA ▸ QUEEN
TRIDEL®

METRIC SCALE DRAWING
FIRST FLOOR ELEV. +93.60m

No.	ISSUED / REVISED FOR:	DATE:
1	Issued for SPA	2013-03-26
2	Issued for Coordination	2013-04-11
3	Issued for Coordination	2013-04-17
4	Reissued for SPA	2014-01-10
5	Issued for Coordination	2014-03-28
6	Issued for Elevator Tender	2014-04-07
7	Issued for Coordination	2014-06-02
8	Issued for 50% Completion	2014-05-23
9	Issued for Permit	2014-05-30
10	Issued for Coordination	2014-06-23
11	Reissued for Permit	2014-07-10
12	Reissued for Permit	2014-08-22
13	Issued for Tender	2014-08-26
14	Issued for Tender	2014-09-22
15	Issued for Flooring Tender	2015-03-10
16	Issued for Tender	2015-05-05

SQ ALEXANDRA PARK - BLOCK 11
38 CAMERON ST, TORONTO, ONTARIO M5T 2H2

project no:	12-115
scale:	As indicated
drawn by:	TAI
reviewed by:	JH
date:	2014-09-22

Teeple Architects
5 CAMERON STREET TORONTO, ONTARIO
416.598.0127 M5T 2H2
INFO@TEEPLEARCHITECTS.COM FAX 416.598.1953

LEVEL 3 PLAN NORTH

A 208

PLAN DRAWING LEGEND

- DENOTES PAINTED GYPSUM BULKHEAD AT 2290mm AFF UNLESS NOTED
- MTL YELLOW METAL PANEL CLADDING
- WTA EXTERIOR WALL ASSEMBLIES WTA UNLESS NOTED OTHERWISE
- DENOTES BARRIER-FREE DESIGNATED RESIDENTIAL SUITE
- RD DENOTES ROOF DRAIN AND ROOF DRAINAGE LAYOUT, REFER ALSO TO SLAB EDGE PLANS FOR SLOPES AND SLAB ELEVATIONS
- REFER TO DWG. A620 FOR DETAILS OF WINDOW WASHING SYSTEMS
- AP ANCHOR POINT
- DB DAVIT BASE
- RDB RECESSED DAVIT BASE
- RDA RECESSED ROOF ANCHOR
- RA ROOF ANCHOR
- WA ROOF ANCHOR - WALL MOUNTED
- WS WINDOW WASHING RIGGING SLEEVE

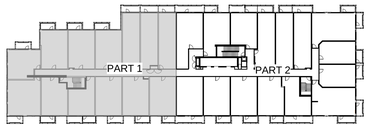

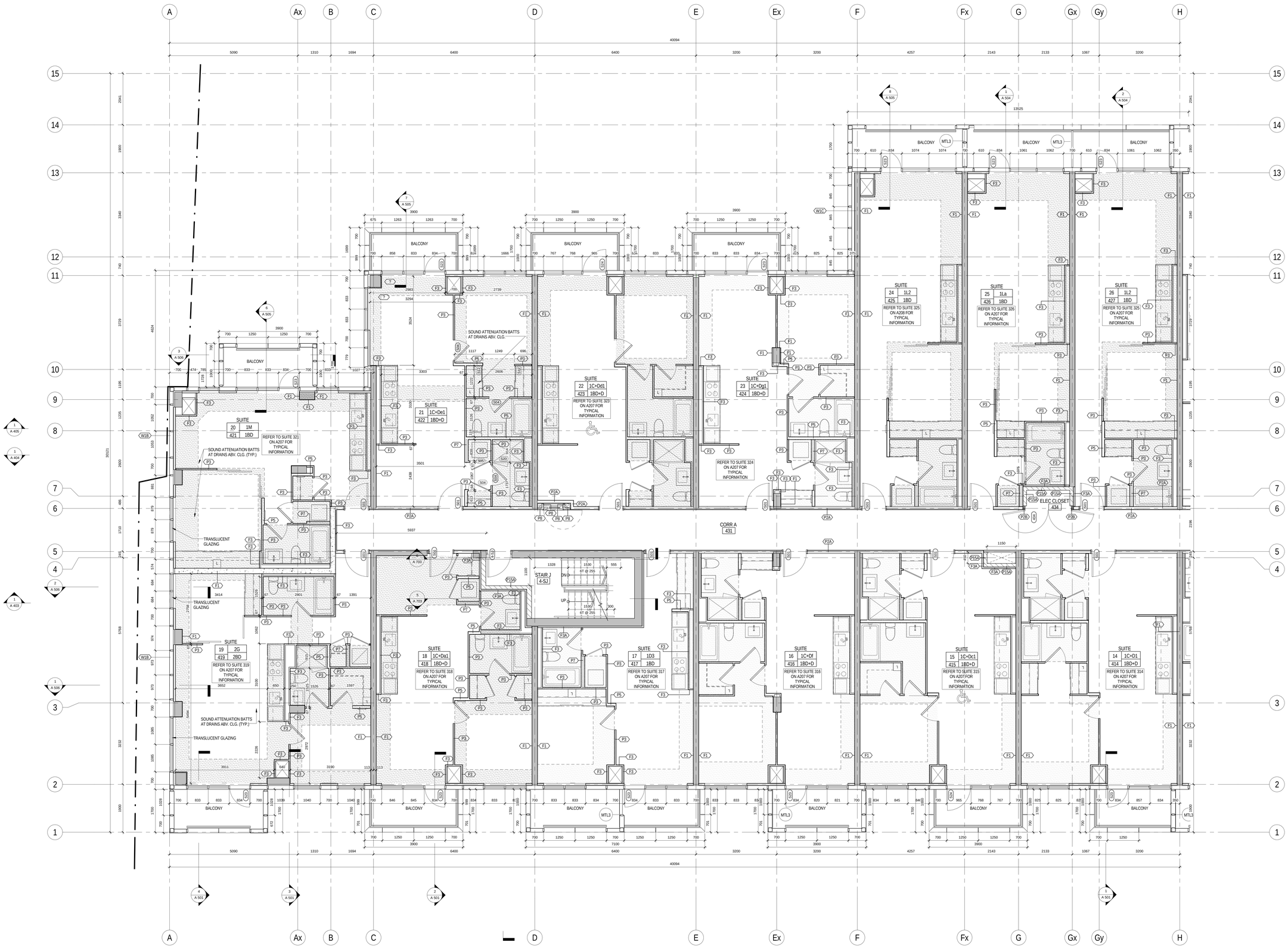

All drawings, specifications, related documents and design are the property of Teeple Architects Inc. Reproduction or publication or misapplication of the drawings, specifications, related documents and design in whole or in part is strictly forbidden without the architect's written consent.

This drawing, as an instrument of service, is provided by and is the property of Teeple Architects Inc. and shall be used only for the project shown and in accordance with the agreement between the client and contractor is responsible for the coordination and verification of all dimensions contained herein and all measurements and conditions on the site shall be verified before work is begun. Any discrepancies or any discrepancies in the construction in writing prior to the commencement of the affected work.

DO NOT SCALE THIS DRAWING

This drawing shall not be used for construction purposes unless countersigned

Teeple Architects Inc.

SPADINA QUEEN

TRIDEL®

METRIC SCALE DRAWING

FIRST FLOOR ELEV. +93.60m

No.	ISSUED / REVISED FOR:	DATE:
1	Issued for SPA	2013-03-26
2	Issued for Coordination	2013-04-11
3	Issued for Coordination	2013-04-17
4	Reissued for SPA	2014-01-10
5	Issued for Coordination	2014-03-28
6	Issued for Elevator Tender	2014-04-07
7	Issued for Coordination	2014-06-02
8	Issued for 50% Completion	2014-05-23
9	Issued for Permit	2014-05-30
10	Issued for Coordination	2014-06-23
11	Reissued for Permit	2014-07-10
12	Reissued for Permit	2014-08-22
13	Issued for Tender	2014-08-26
14	Issued for Tender	2014-09-22
15	Issued for Flooring Tender	2015-03-10
16	Issued for Tender	2015-05-05

SQ ALEXANDRA PARK - BLOCK 11

38 CAMERON ST, TORONTO, ONTARIO M5T 2H2

project no:	12-115
scale:	As indicated
drawn by:	TJ
reviewed by:	JH
date:	2014-09-22

Teeple Architects

5 CAMERON STREET TORONTO, ONTARIO
416-598-0594 TEL FAX-416-598-1705
INFO@TEEPLEARCH.COM

LEVEL 4 PLAN SOUTH

A 209

1 / A 209 LEVEL 4 PLAN SOUTH

1 : 50

PLAN DRAWING LEGEND

- DENOTES PAINTED GYPSUM BULKHEAD AT 2290mm AFF UNLESS NOTED
- MTL YELLOW METAL PANEL CLADDING
- WTA EXTERIOR WALL ASSEMBLIES WTA UNLESS NOTED OTHERWISE
- DENOTES BARRIER-FREE DESIGNATED RESIDENTIAL SUITE
- RD DENOTES ROOF DRAIN AND ROOF DRAINAGE LAYOUT, REFER ALSO TO SLAB EDGE PLANS FOR SLOPES AND SLAB ELEVATIONS
- REFER TO DWG. A620 FOR DETAILS OF WINDOW WASHING SYSTEMS
- AP ANCHOR POINT
- DB DAVIT BASE
- RD RECESSED DAVIT BASE
- RA RECESSED ROOF ANCHOR
- RA ROOF ANCHOR
- WA ROOF ANCHOR - WALL MOUNTED
- RS WINDOW WASHING RIGGING SLEEVE

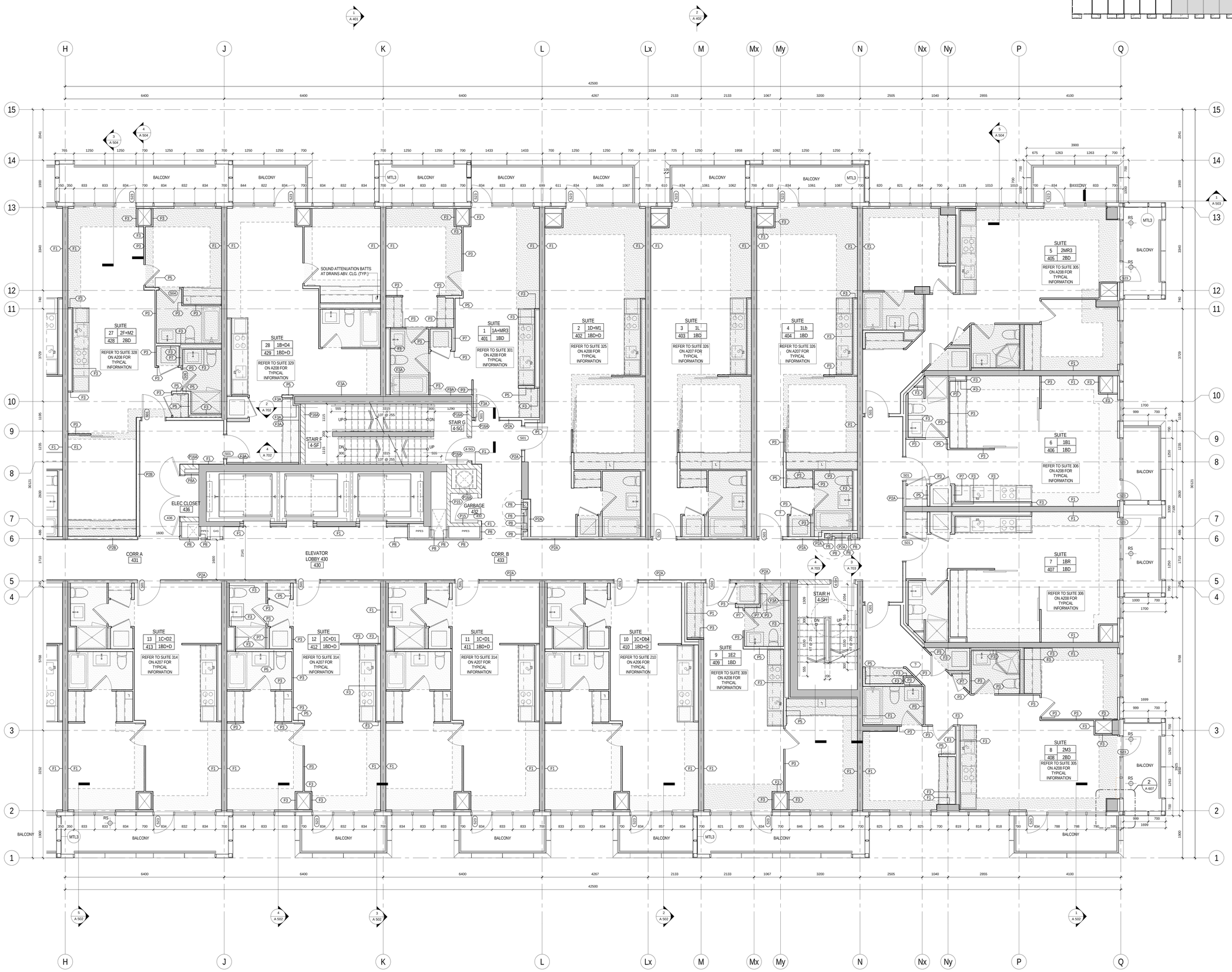

All drawings, specifications, related documents and designs are the property of Teeple Architects Inc. and are protected by copyright. Reproduction of the drawings, specifications, related documents and designs in whole or in part is strictly forbidden without the architect's written consent.

This drawing, as an instrument of service, is provided by and is the property of Teeple Architects Inc. and shall be used only for the project described herein. Prior to commencement of work, the general contractor is responsible for the coordination and verification of all dimensions contained herein and all measurements and conditions on the site that affect the performance of the work. Report any shop drawing discrepancies to the consultant in writing prior to the commencement of affected work.

DO NOT SCALE THIS DRAWING

This drawing shall not be used for construction purposes unless countersigned

Teeple Architects Inc.

SPADINA ▸ QUEEN

TRIDEL®

METRIC SCALE DRAWING

FIRST FLOOR ELEV. +93.60m

No.	ISSUED / REVISED FOR:	DATE:
1	Issued for SPA	2013-03-26
2	Issued for Coordination	2013-04-11
3	Issued for Coordination	2013-04-17
4	Reissued for SPA	2014-01-10
5	Issued for Coordination	2014-03-28
6	Issued for Elevator Tender	2014-04-07
7	Issued for Coordination	2014-06-02
8	Issued for 50% Completion	2014-05-23
9	Issued for Permit	2014-05-30
10	Issued for Coordination	2014-06-23
11	Reissued for Permit	2014-07-10
12	Reissued for Permit	2014-08-22
13	Issued for Tender	2014-08-26
14	Issued for Tender	2014-09-22
15	Issued for Flooring Tender	2015-03-10
16	Issued for Tender	2015-05-05

SQ ALEXANDRA PARK - BLOCK 11

38 CAMERON ST., TORONTO, ONTARIO M5T 2H2

project no:	12-115
scale:	As indicated
drawn by:	TJ/
reviewed by:	JH
date:	2014-09-22

Teeple Architects

5 CAMERON STREET TORONTO, ONTARIO

416-598-0504 TEL FAX-416-598-1709

INFO@TEEPLEARCH.COM

LEVEL 4 PLAN NORTH

A 210

1 / A 210 LEVEL 4 PLAN NORTH

1 : 50

PLAN DRAWING LEGEND

- DENOTES PAINTED GYPSUM BULKHEAD AT 2550mm AFF UNLESS NOTED
- MTL YELLOW METAL PANEL CLADDING
- WTA EXTERIOR WALL ASSEMBLIES WTA UNLESS NOTED OTHERWISE
- DENOTES BARRIER-FREE DESIGNATED RESIDENTIAL SUITE
- RD DENOTES ROOF DRAIN AND ROOF DRAINAGE LAYOUT, REFER ALSO TO SLAB EDGE PLANS FOR SLOPES AND SLAB ELEVATIONS
- REFER TO DWG. A620 FOR DETAILS OF WINDOW WASHING SYSTEMS
- AP ANCHOR POINT
- DB DAVIT BASE
- RDB RECESSED DAVIT BASE
- RRA RECESSED ROOF ANCHOR
- RA ROOF ANCHOR
- RAW ROOF ANCHOR - WALL MOUNTED
- RS WINDOW WASHING RIGGING SLEEVE

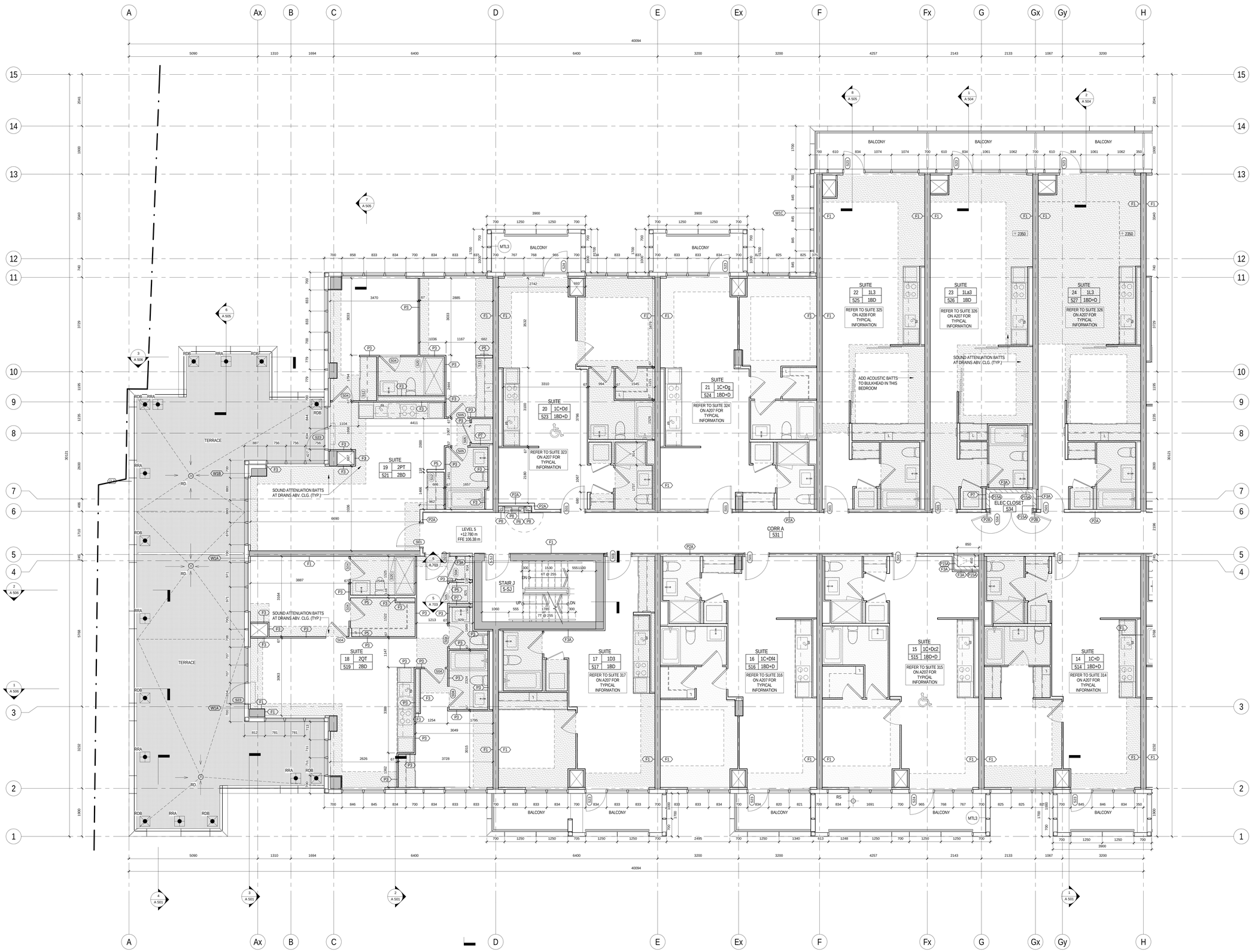

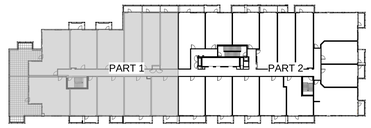

SPADINA + QUEEN

TRIDEL

All drawings, specifications, related documents and designs are the property of Teeple Architects Inc. and shall be used only for the project shown on the drawings. Reproduction of the drawings, specifications, related documents and designs in whole or in part is strictly forbidden without the architect's written consent.

This drawing, as an instrument of service, is provided by and is the property of Teeple Architects Inc. and shall be used only for the project shown on the drawing. Prior to commencement of work, the contractor is responsible for the coordination and verification of all dimensions contained herein and all measurements and conditions on the site that affect the performance of the work. Any discrepancies or errors and omissions in the construction in writing prior to the commencement of the affected work.

DO NOT SCALE THIS DRAWING

This drawing shall not be used for construction purposes unless countersigned

Teeple Architects Inc.

METRIC SCALE DRAWING

FIRST FLOOR ELEV. +93.60m

No.	ISSUED / REVISED FOR:	DATE:
1	Issued for SPA	2013-03-26
2	Issued for Coordination	2013-04-11
3	Issued for Coordination	2013-04-17
4	Reissued for SPA	2014-01-10
5	Issued for Coordination	2014-03-28
6	Issued for Elevator Tender	2014-04-07
7	Issued for Coordination	2014-06-02
8	Issued for 50% Completion	2014-05-23
9	Issued for Permit	2014-05-30
10	Issued for Coordination	2014-06-23
11	Reissued for Permit	2014-07-10
12	Reissued for Permit	2014-08-22
13	Issued for Tender	2014-08-26
14	Issued for Tender	2014-09-22
15	Issued for Flooring Tender	2015-03-10
16	Issued for Tender	2015-05-05

SQ ALEXANDRA PARK - BLOCK 11

38 CAMERON ST., TORONTO, ONTARIO M5T 2H2

project no:	12-115
scale:	As indicated
drawn by:	TJU
reviewed by:	JH
date:	2014-09-22

Teeple Architects

5 CAMERON STREET TORONTO, ONTARIO
416-598-0504 TEL FAX-416-598-1705
INFO@TEEPLEARCH.COM

LEVEL 5 PLAN SOUTH

A 211

1 / A 211 LEVEL 5 PLAN SOUTH

1 : 50

PLAN DRAWING LEGEND

- DENOTES PAINTED GYPSUM BULKHEAD AT 2550mm AFF UNLESS NOTED
- MTL YELLOW METAL PANEL CLADDING
- WTA EXTERIOR WALL ASSEMBLIES WTA UNLESS NOTED OTHERWISE
- DENOTES BARRIER-FREE DESIGNATED RESIDENTIAL SUITE
- RD DENOTES ROOF DRAIN AND ROOF DRAINAGE LAYOUT, REFER ALSO TO SLAB EDGE PLANS FOR SLOPES AND SLAB ELEVATIONS
- REFER TO DWG. A620 FOR DETAILS OF WINDOW WASHING SYSTEMS
- AP ANCHOR POINT
- DB DAVIT BASE
- RDB RECESSED DAVIT BASE
- RA RECESSED ROOF ANCHOR
- RA ROOF ANCHOR
- RA ROOF ANCHOR - WALL MOUNTED
- WS WINDOW WASHING RIGGING SLEEVE

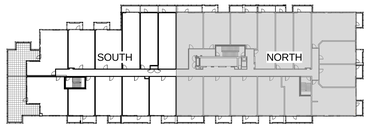

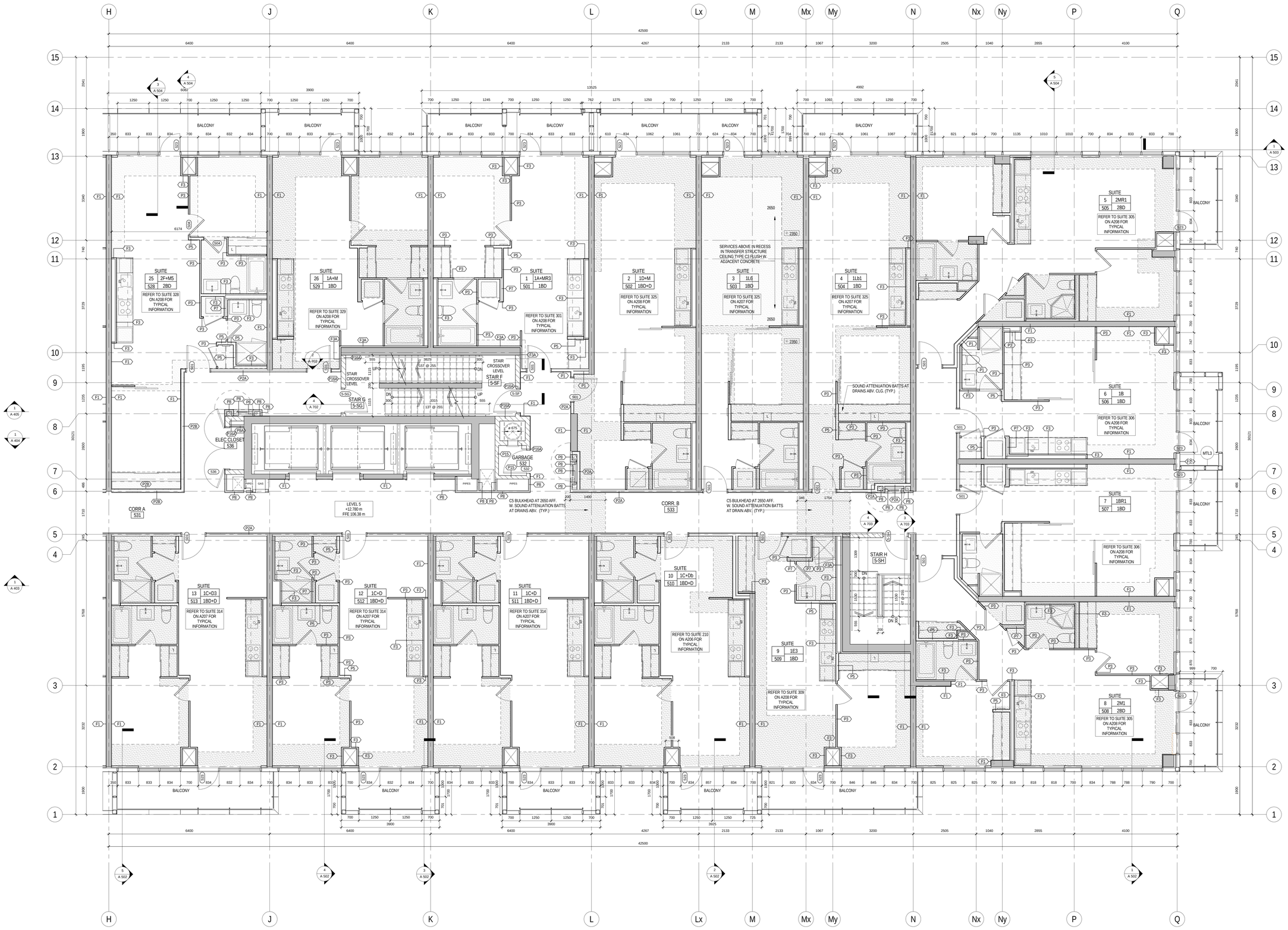

METRIC SCALE DRAWING
FIRST FLOOR ELEV. +93.60m

No.	ISSUED / REVISED FOR:	DATE:
1	Issued for SPA	2013-03-26
2	Issued for Coordination	2013-04-11
3	Issued for Coordination	2013-04-17
4	Reissued for SPA	2014-01-10
5	Issued for Coordination	2014-03-28
6	Issued for Elevator Tender	2014-04-07
7	Issued for Coordination	2014-06-02
8	Issued for 50% Completion	2014-05-23
9	Issued for Permit	2014-05-30
10	Issued for Coordination	2014-06-23
11	Reissued for Permit	2014-07-10
12	Reissued for Permit	2014-08-22
13	Issued for Tender	2014-08-26
14	Issued for Tender	2014-09-22
15	Issued for Flooring Tender	2015-03-10
16	Issued for Tender	2015-05-05

SQ ALEXANDRA PARK - BLOCK 11
38 CAMERON ST, TORONTO, ONTARIO M5T 2H2

project no:	12-115
scale:	As indicated
drawn by:	TJU
reviewed by:	JH
date:	2014-09-22

Teeple Architects

5 CAMERON STREET TORONTO, ONTARIO
+416 598-0554 TEL FAX-416 598-1755
INFO@TEEPLEARCH.COM

LEVEL 5 PLAN NORTH

1 / A 212 LEVEL 5 PLAN NORTH
1 : 50

A 212

PLAN DRAWING LEGEND

- DENOTES PAINTED GYPSUM BULKHEAD AT 2450mm AFF UNLESS NOTED
- MTL YELLOW METAL PANEL CLADDING
- WTA EXTERIOR WALL ASSEMBLIES WTA UNLESS NOTED OTHERWISE
- DENOTES BARRIER-FREE DESIGNATED RESIDENTIAL SUITE
- RD. DENOTES ROOF DRAIN AND ROOF DRAINAGE LAYOUT, REFER ALSO TO SLAB EDGE PLANS FOR SLOPES AND SLAB ELEVATIONS
- REFER TO DWG. A620 FOR DETAILS OF WINDOW WASHING SYSTEMS
- AP ANCHOR POINT
- DB DAVIT BASE
- RDB RECESSED DAVIT BASE
- REA RECESSED ROOF ANCHOR
- RA ROOF ANCHOR
- RAW ROOF ANCHOR - WALL MOUNTED
- WS WINDOW WASHING RIGGING SLEEVE

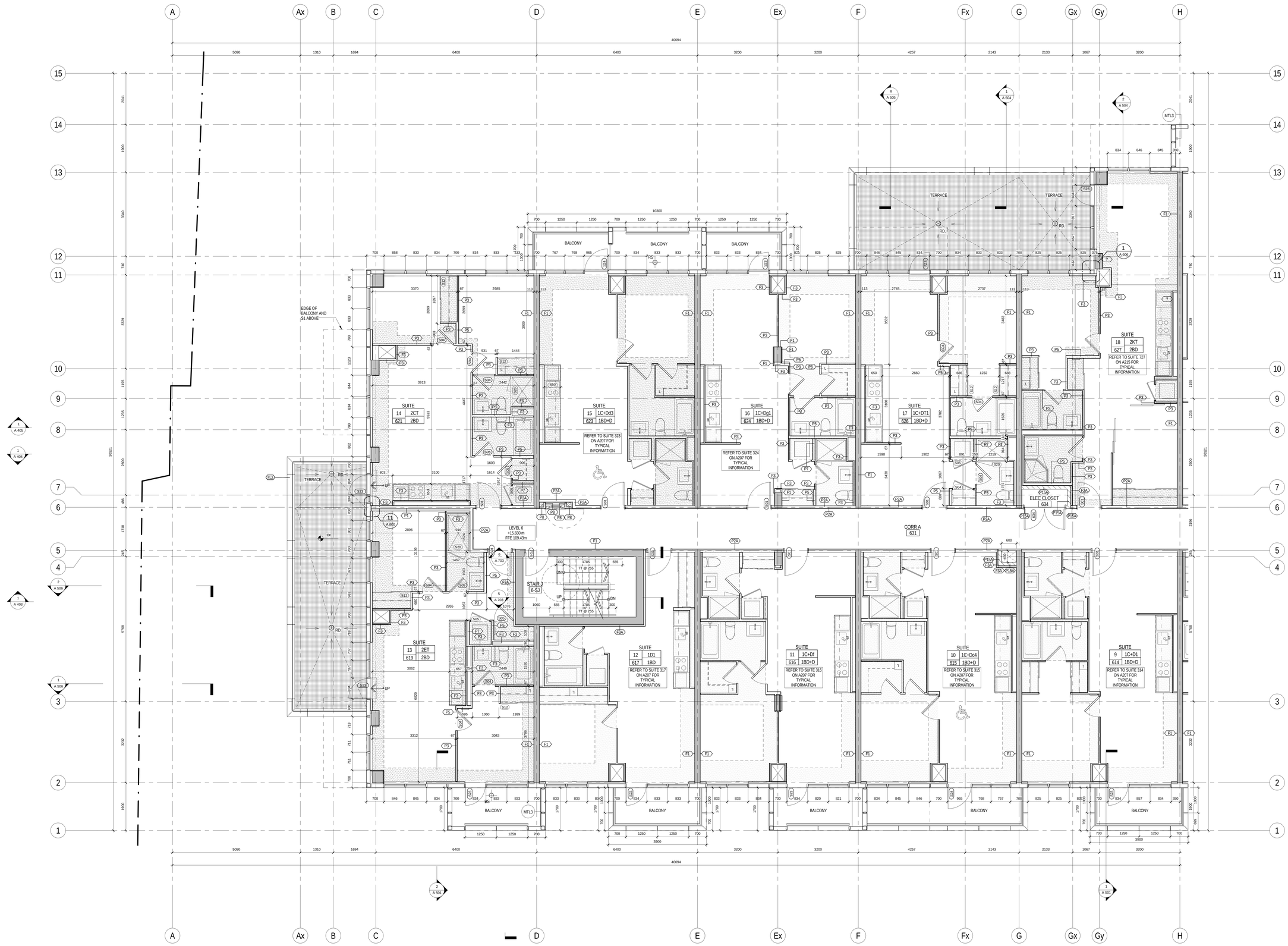

All drawings, specifications, related documents and designs are the property of Teeple Architects Inc. and shall be used only for the project shown. Reproduction of the drawings, specifications, related documents and designs in whole or in part is strictly forbidden without the architect's written consent.

This drawing, as an instrument of service, is provided by and is the property of Teeple Architects Inc. and shall be used only for the project shown. Contractor shall verify and be responsible for all dimensions. Contractor is responsible for the coordination and verification of all dimensions contained herein and all measurements and conditions on the job shall be verified before proceeding with the work. Do not scale this drawing. Report any discrepancies to the consultant in writing prior to the commencement of the work shown.

DO NOT SCALE THIS DRAWING

This drawing shall not be used for construction purposes unless countersigned

Teeple Architects Inc.

SPADINA QUEEN

TRIDEL®

METRIC SCALE DRAWING

FIRST FLOOR ELEV. +93.60m

No.	ISSUED / REVISED FOR:	DATE:
1	Issued for SPA	2013-03-26
2	Issued for Coordination	2013-04-11
3	Issued for Coordination	2013-04-17
4	Reissued for SPA	2014-01-10
5	Issued for Coordination	2014-03-28
6	Issued for Elevator Tender	2014-04-07
7	Issued for Coordination	2014-06-02
8	Issued for 50% Completion	2014-05-23
9	Issued for Permit	2014-05-30
10	Issued for Coordination	2014-06-23
11	Reissued for Permit	2014-07-10
12	Reissued for Permit	2014-08-22
13	Issued for Tender	2014-08-26
14	Issued for Tender	2014-09-22
15	Issued for Flooring Tender	2015-03-10
16	Issued for Tender	2015-05-05

SQ ALEXANDRA PARK - BLOCK 11

38 CAMERON ST, TORONTO, ONTARIO M5T 2H2

project no:	12-115
scale:	As indicated
drawn by:	TJU
reviewed by:	JH
date:	2014-09-22

Teeple Architects

5 CAMERON STREET 416-598-0504 TEL
TORONTO, ONTARIO M5T 2H2 416-598-1755 FAX
INFO@TEEPLEARCH.COM

LEVEL 6 PLAN SOUTH

A 213

1 / A 213 LEVEL 6 PLAN SOUTH

1 : 50

PLAN DRAWING LEGEND

- DENOTES PAINTED GYPSUM BULKHEAD AT 2450mm AFF UNLESS NOTED
- MTL YELLOW METAL PANEL CLADDING
- WTA EXTERIOR WALL ASSEMBLIES WTA UNLESS NOTED OTHERWISE
- DENOTES BARRIER-FREE DESIGNATED RESIDENTIAL SUITE
- RD DENOTES ROOF DRAIN AND ROOF DRAINAGE LAYOUT, REFER ALSO TO SLAB EDGE PLANS FOR SLOPES AND SLAB ELEVATIONS
- REFER TO DWG. A620 FOR DETAILS OF WINDOW WASHING SYSTEMS
- AP ANCHOR POINT
- DB DAVIT BASE
- RDB RECESSED DAVIT BASE
- RRA RECESSED ROOF ANCHOR
- RA ROOF ANCHOR
- ROOF ANCHOR – WALL MOUNTED
- RS WINDOW WASHING RIGGING SLEEVE

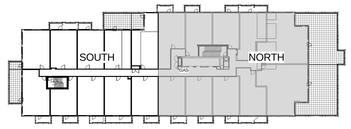

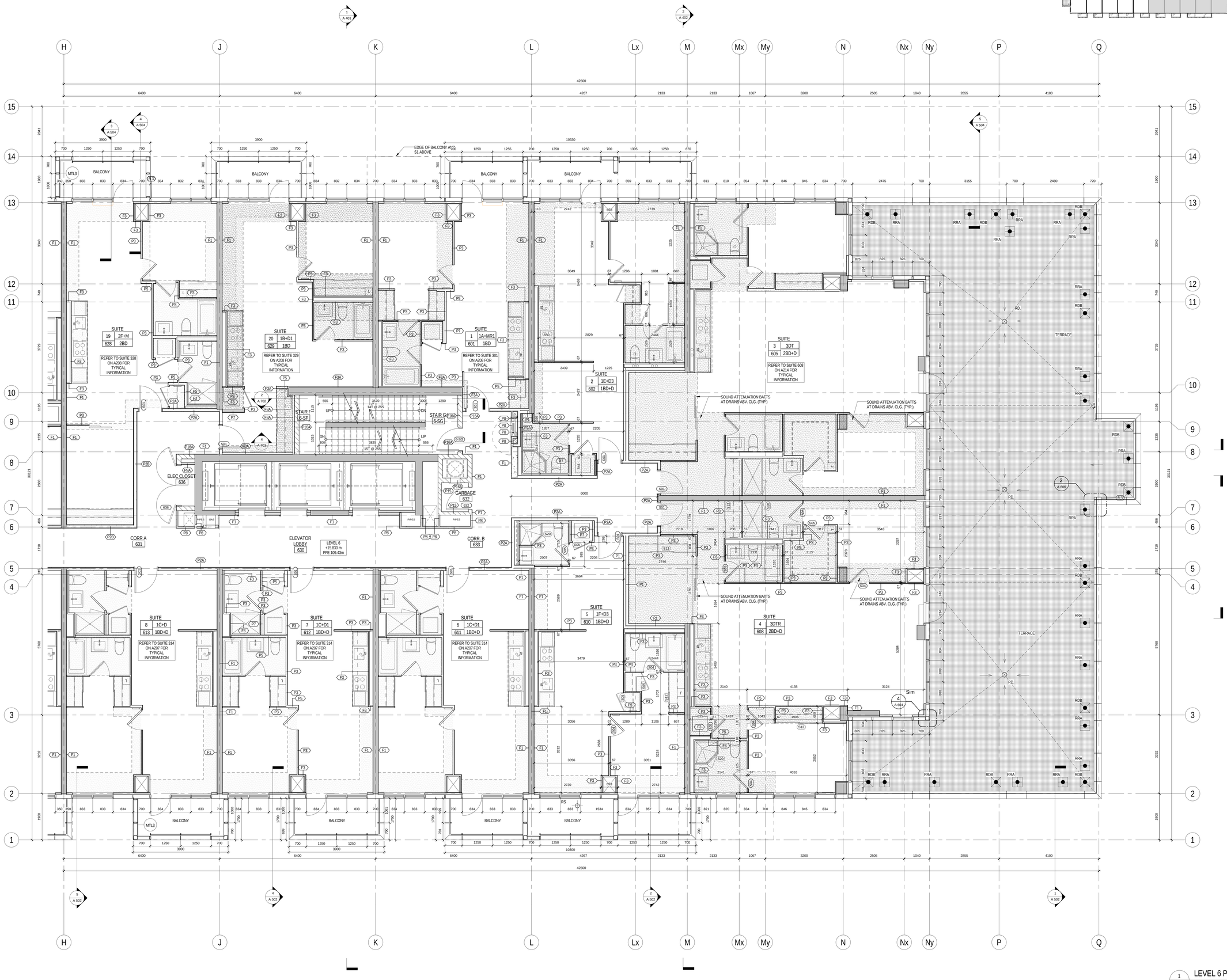

1 / A 214 LEVEL 6 PLAN NORTH
1 : 50

All drawings, specifications, related documents and designs are the copyright property of Teeple Architects Inc. Reproduction or publication or Reproduction of the drawings, specifications, related documents and designs in whole or in part is strictly forbidden without the architect's written consent.

This drawing, as an instrument of service, is provided by and is the property of Teeple Architects Inc. and shall be used only for the project shown and in accordance with the agreement between Teeple and the contractor is responsible for the coordination and verification of all dimensions contained herein and all measurements and conditions on the job shall be verified before proceeding. Any errors, omissions or conflicts are discrepancies to the consultant in writing prior to the commencement of the affected work.

DO NOT SCALE THIS DRAWING

This drawing shall not be used for construction purposes unless countersigned

Teeple Architects Inc.

SQ
SPADINA ▸ QUEEN
TRIDEL®

METRIC SCALE DRAWING
FIRST FLOOR ELEV. +93.60m

No.	ISSUED / REVISED FOR:	DATE:
1	Issued for SPA	2013-03-26
2	Issued for Coordination	2013-04-11
3	Issued for Coordination	2013-04-17
4	Reissued for SPA	2014-01-10
5	Issued for Coordination	2014-03-28
6	Issued for Elevator Tender	2014-04-07
7	Issued for Coordination	2014-06-02
8	Issued for 50% Completion	2014-05-23
9	Issued for Permit	2014-05-30
10	Issued for Coordination	2014-06-23
11	Reissued for Permit	2014-07-10
12	Reissued for Permit	2014-08-22
13	Issued for Tender	2014-08-26
14	Issued for Tender	2014-09-22
15	Issued for Flooring Tender	2015-03-10
16	Issued for Tender	2015-05-05

SQ ALEXANDRA PARK - BLOCK 11
38 CAMERON ST, TORONTO, ONTARIO M5T 2H2

project no:	12-115
scale:	As indicated
drawn by:	TAI
reviewed by:	JH
date:	2014-09-22

Teeple Architects
5 CAMERON STREET TORONTO, ONTARIO
416.598.0422 INFO@TEEPLEARCH.COM FAX 416.598.0821

LEVEL 6 PLAN NORTH

A 214

PLAN DRAWING LEGEND

- DENOTES PAINTED GYPSUM BULKHEAD AT 2450mm AFF UNLESS NOTED
- MTL3 — YELLOW METAL PANEL CLADDING
- WA — EXTERIOR WALL ASSEMBLIES WA UNLESS NOTED OTHERWISE
- DENOTES BARRIER-FREE DESIGNATED RESIDENTIAL SUITE
- RD — DENOTES ROOF DRAIN AND ROOF DRAINAGE LAYOUT, REFER ALSO TO SLAB EDGE PLANS FOR SLOPES AND SLAB ELEVATIONS
- REFER TO DWG. A620 FOR DETAILS OF WINDOW WASHING SYSTEMS
- AP — ANCHOR POINT
- DB — DAVIT BASE
- RD — RECESSED DAVIT BASE
- RA — RECESSED ROOF ANCHOR
- RA — ROOF ANCHOR
- RA — ROOF ANCHOR - WALL MOUNTED
- RS — WINDOW WASHING RIGGING SLEEVE

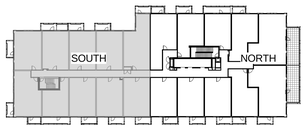

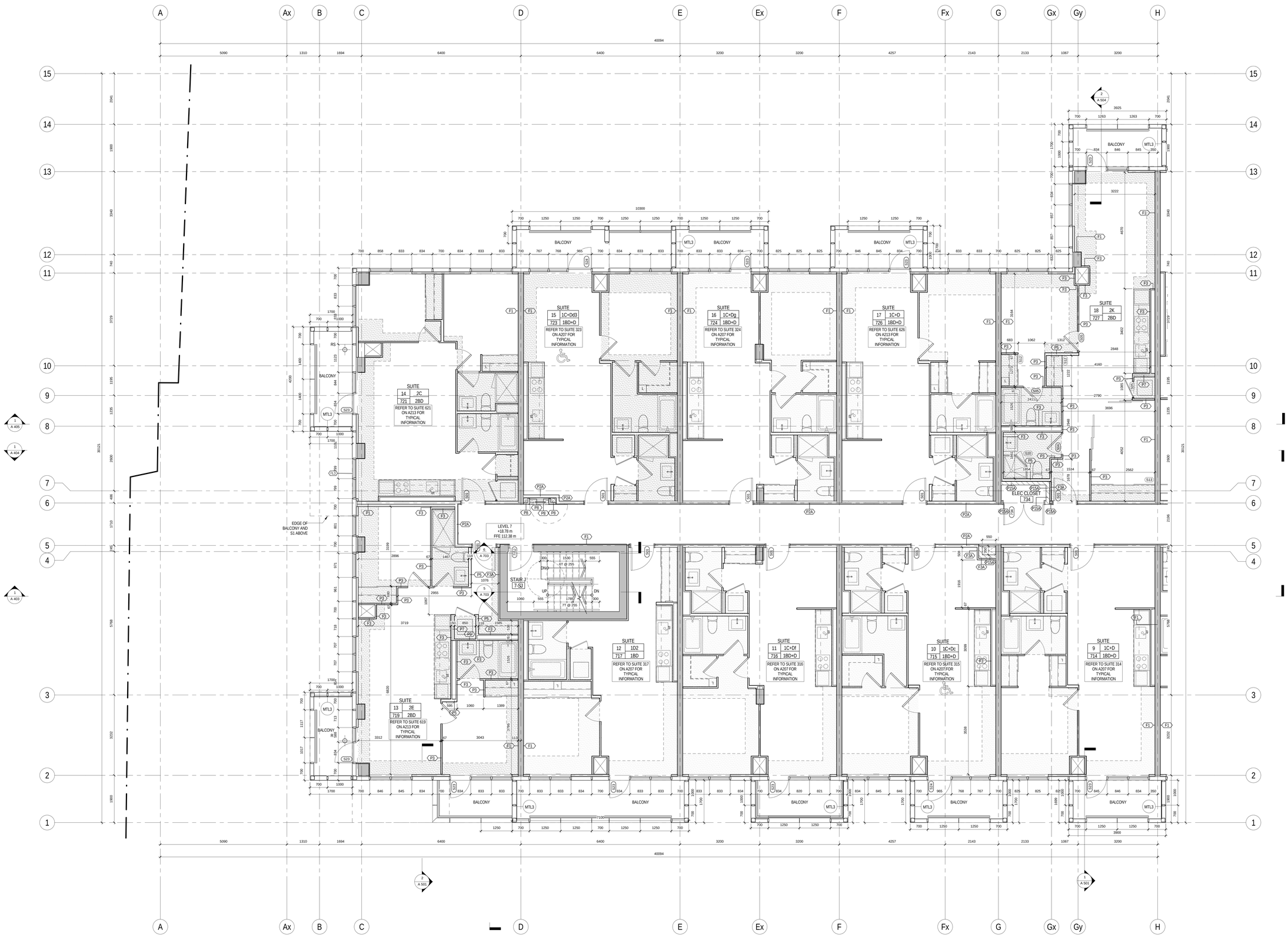

1 LEVEL 7 PLAN SOUTH
A 215 1 : 50

All drawings, specifications, related documents and design are the property of Teeple Architects Inc. and are protected by copyright. Reproduction of the drawings, specifications, related documents and design in whole or in part is strictly forbidden without the architect's written consent.

This drawing, as an instrument of service, is provided by and is the property of Teeple Architects Inc. and shall be used only for the project shown and in accordance with the agreement between the client and contractor is responsible for the coordination and verification of all dimensions contained hereon and all measurements and conditions on the site prior to commencement of work. Do not scale this drawing. Any discrepancies to the consultant in writing prior to the commencement of the affected work.

DO NOT SCALE THIS DRAWING

This drawing shall not be used for construction purposes unless countersigned

Teeple Architects Inc.

SPADINA + QUEEN

TRIDEL®

METRIC SCALE DRAWING

FIRST FLOOR ELEV. +93.60m

No.	ISSUED / REVISED FOR:	DATE:
1	Issued for SPA	2013-03-26
2	Issued for Coordination	2013-04-11
3	Issued for Coordination	2013-04-17
4	Reissued for SPA	2014-01-10
5	Issued for Coordination	2014-03-28
6	Issued for Elevator Tender	2014-04-07
7	Issued for Coordination	2014-06-02
8	Issued for 50% Completion	2014-05-23
9	Issued for Permit	2014-05-30
10	Issued for Coordination	2014-06-23
11	Reissued for Permit	2014-07-10
12	Reissued for Permit	2014-08-22
13	Issued for Tender	2014-08-26
14	Issued for Tender	2014-09-22
15	Issued for Flooring Tender	2015-03-10
16	Issued for Tender	2015-05-05

SQ ALEXANDRA PARK - BLOCK 11

38 CAMERON ST, TORONTO, ONTARIO M5T 2N2

project no:	12-115
scale:	As indicated
drawn by:	TAI
reviewed by:	JH
date:	2014-09-22

Teeple Architects

5 CAMERON STREET TORONTO, ONTARIO
416.598.1240 WWW.TEEPLEARCHITECTS.COM M5T 1A1

LEVEL 7 PLAN SOUTH

A 215

PLAN DRAWING LEGEND

- DENOTES PAINTED GYPSUM BULKHEAD AT 2450mm AFF UNLESS NOTED
- MTL1 — YELLOW METAL PANEL CLADDING
- W1A — EXTERIOR WALL ASSEMBLIES W1A UNLESS NOTED OTHERWISE
- DENOTES BARRIER-FREE DESIGNATED RESIDENTIAL SUITE
- RD — DENOTES ROOF DRAIN AND ROOF DRAINAGE LAYOUT. REFER ALSO TO SLAB EDGE PLANS FOR SLOPES AND SLAB ELEVATIONS
- REFER TO DWG. A620 FOR DETAILS OF WINDOW WASHING SYSTEMS
- AP — ANCHOR POINT
- DB — DAVIT BASE
- RD — RECESSED DAVIT BASE
- RA — RECESSED ROOF ANCHOR
- RA — ROOF ANCHOR
- RA — ROOF ANCHOR – WALL MOUNTED
- RS — WINDOW WASHING RIGGING SLEEVE

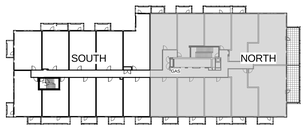

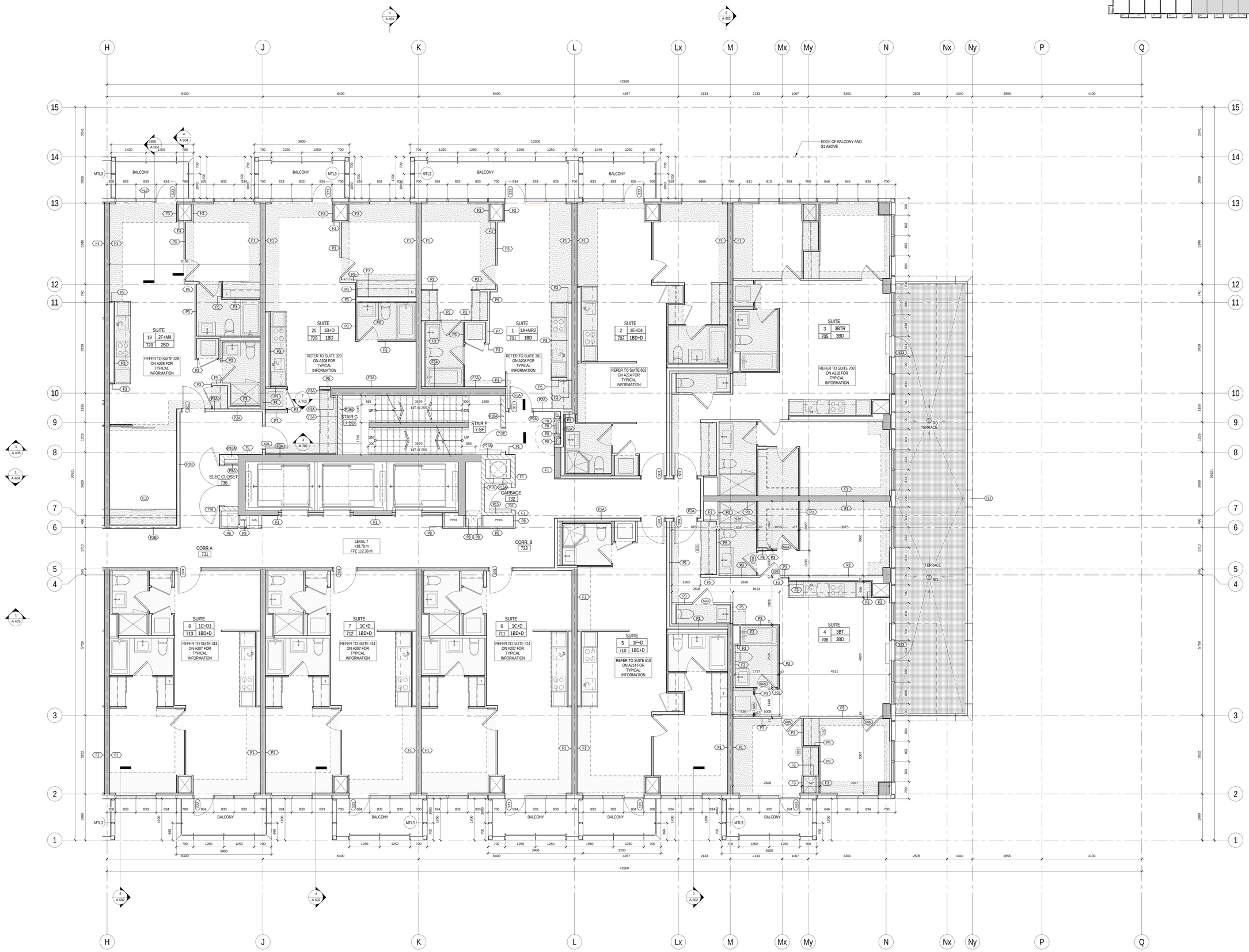

All drawings, specifications, related documents and design are the property of Teeple Architects Inc. and are protected by copyright. Reproduction of the drawings, specifications, related documents and design in whole or in part is strictly forbidden without the architect's written consent.

This drawing, as an instrument of service, is provided by and is the property of Teeple Architects Inc. and shall be used only for the project described herein. Do not scale this drawing. Contractor shall verify and contractor is responsible for the coordination and verification of all dimensions contained herein and all measurements and conditions on site prior to commencement of work. Report to the consultant any discrepancies in the consultant's writing prior to the commencement of affected work.

DO NOT SCALE THIS DRAWING

This drawing shall not be used for construction purposes unless countersigned

Teeple Architects Inc.

SPADINA ▸ QUEEN

TRIDEL®

METRIC SCALE DRAWING

FIRST FLOOR ELEV. +93.60m

No.	ISSUED / REVISED FOR:	DATE:
1	Issued for SPA	2013-03-26
2	Issued for Coordination	2013-04-11
3	Issued for Coordination	2013-04-17
4	Reissued for SPA	2014-01-10
5	Issued for Coordination	2014-03-28
6	Issued for Elevator Tender	2014-04-07
7	Issued for Coordination	2014-06-02
8	Issued for 50% Completion	2014-05-23
9	Issued for Permit	2014-05-30
10	Issued for Coordination	2014-06-23
11	Reissued for Permit	2014-07-10
12	Reissued for Permit	2014-08-22
13	Issued for Tender	2014-08-26
14	Issued for Tender	2014-09-22
15	Issued for Flooring Tender	2015-03-10
16	Issued for Tender	2015-05-05

SQ ALEXANDRA PARK - BLOCK 11

38 CAMERON ST, TORONTO, ONTARIO M5T 2H2

project no:	12-115
scale:	As indicated
drawn by:	TJU
reviewed by:	JH
date:	2014-09-22

Teeple Architects

5 CAMERON STREET TORONTO, ONTARIO
416-598-0504 TEL FAX 416-598-1755
INFO@TEEPLEARCH.COM

LEVEL 7 PLAN NORTH

A 216

1 / A 216 LEVEL 7 PLAN NORTH

1 : 50

PLAN DRAWING LEGEND

- DENOTES PAINTED GYPSUM BULKHEAD AT 2750mm AFF UNLESS NOTED
- MTL YELLOW METAL PANEL CLADDING
- WTA EXTERIOR WALL ASSEMBLIES WTA UNLESS NOTED OTHERWISE
- DENOTES BARRIER-FREE DESIGNATED RESIDENTIAL SUITE
- RD/OD, S.S. DENOTES ROOF DRAIN AND ROOF DRAINAGE LAYOUT, REFER ALSO TO SLAB EDGE PLANS FOR SLOPES AND SLAB ELEVATIONS
- REFER TO DWG. A620 FOR DETAILS OF WINDOW WASHING SYSTEMS
- AP ANCHOR POINT
- DB DAVIT BASE
- RDB RECESSED DAVIT BASE
- RSA RECESSED ROOF ANCHOR
- RA ROOF ANCHOR
- RW ROOF ANCHOR - WALL MOUNTED
- RS WINDOW WASHING RIGGING SLEEVE

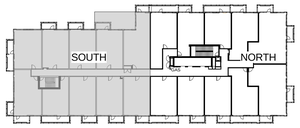

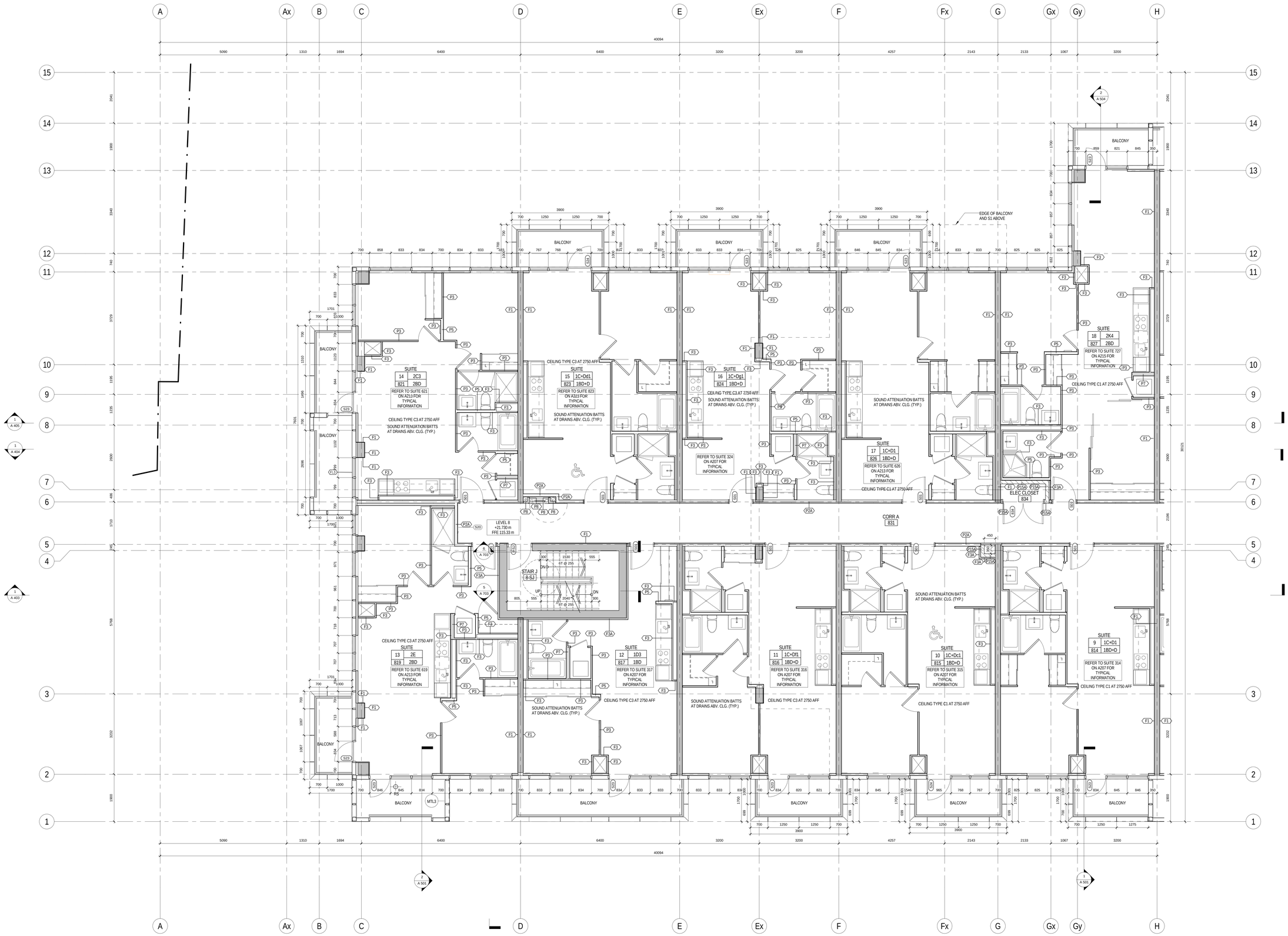

All drawings, specifications, related documents and designs are the property of Teeple Architects Inc. and the copyright in them is vested in it. Reproduction of the drawings, specifications, related documents and designs in whole or in part is strictly forbidden without the architect's written consent.

This drawing, as an instrument of service, is provided by and is the property of Teeple Architects Inc. and shall be used only for the project shown and in accordance with the agreement between Teeple Architects and its client. The contractor is responsible for the coordination and verification of all dimensions contained herein and all measurements and conditions on the job shall be verified before proceeding with the work. Any discrepancies or omissions shall be reported in writing prior to the commencement of the work affected.

DO NOT SCALE THIS DRAWING

This drawing shall not be used for construction purposes unless counter-signed

Teeple Architects Inc.

SPADINA ✦ QUEEN

TRIDEL®

METRIC SCALE DRAWING

FIRST FLOOR ELEV. +93.60m

No.	ISSUED / REVISED FOR:	DATE:
1	Issued for SPA	2013-03-26
2	Issued for Coordination	2013-04-11
3	Issued for Coordination	2013-04-17
4	Reissued for SPA	2014-01-10
5	Issued for Coordination	2014-03-28
6	Issued for Elevator Tender	2014-04-07
7	Issued for Coordination	2014-06-02
8	Issued for 50% Completion	2014-05-23
9	Issued for Permit	2014-05-30
10	Issued for Coordination	2014-06-23
11	Reissued for Permit	2014-07-10
12	Reissued for Permit	2014-08-22
13	Issued for Tender	2014-08-26
14	Issued for Tender	2014-09-22
15	Issued for Flooring Tender	2015-03-10
16	Issued for Tender	2015-05-05

SQ ALEXANDRA PARK - BLOCK 11

38 CAMERON ST, TORONTO, ONTARIO M5T 2H2

project no:	12-115
scale:	As indicated
drawn by:	TJU
reviewed by:	JH
date:	2014-09-22

Teeple Architects

5 CAMERON STREET TORONTO, ONTARIO
416-598-0504 TEL FAX 416-598-1755
INFO@TEEPLEARCH.COM

LEVEL 8 PLAN SOUTH

1 / A 217 LEVEL 8 PLAN SOUTH

1 : 50

A 217

PLAN DRAWING LEGEND

- DENOTES PAINTED GYPSUM BULKHEAD AT 2750mm AFF UNLESS NOTED
- MTL YELLOW METAL PANEL CLADDING
- WTA EXTERIOR WALL ASSEMBLIES WTA UNLESS NOTED OTHERWISE
- DENOTES BARRIER-FREE DESIGNATED RESIDENTIAL SUITE
- DENOTES ROOF DRAIN AND ROOF DRAINAGE LAYOUT. REFER ALSO TO SLAB EDGE PLANS FOR SLOPES AND SLAB ELEVATIONS
- REFER TO DWG. A620 FOR DETAILS OF WINDOW WASHING SYSTEMS
- AP ANCHOR POINT
- DB DAVIT BASE
- RDB RECESSED DAVIT BASE
- RA RECESSED ROOF ANCHOR
- RA ROOF ANCHOR
- RWA ROOF ANCHOR - WALL MOUNTED
- WS WINDOW WASHING RIGGING SLEEVE

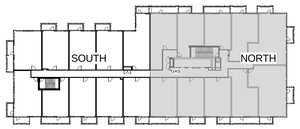

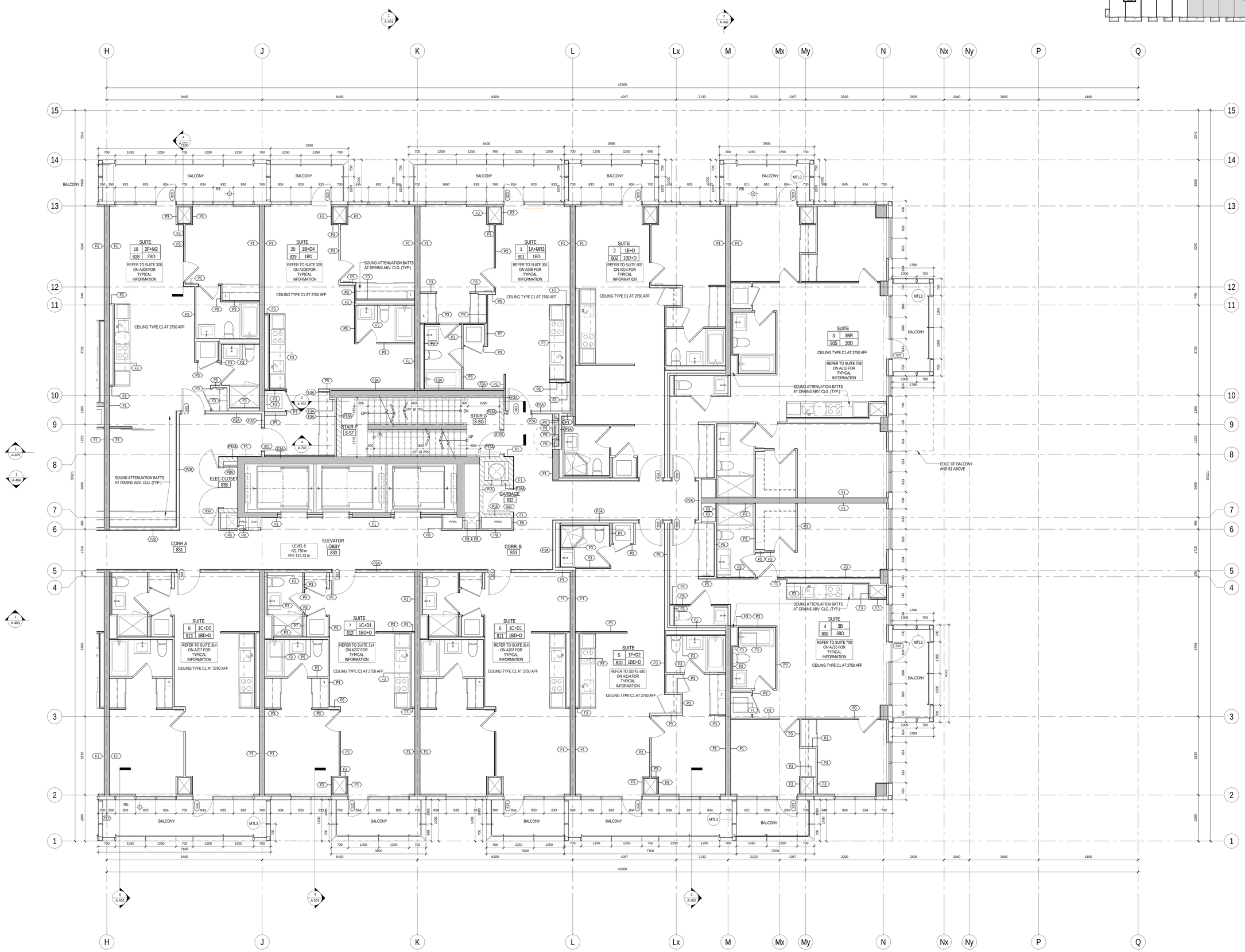

LEVEL 8 PLAN NORTH

1 / A 218 1 : 50

All drawings, specifications, related documents and design are the property of Teeple Architects Inc. and are protected by copyright. Reproduction of the drawings, specifications, related documents and design in whole or in part is strictly forbidden without the architect's written consent.

This drawing, as an instrument of service, is provided by and is the property of Teeple Architects Inc. and shall be used only for the project shown and in accordance with the agreement between the client and contractor is responsible for the coordination and verification of all dimensions contained herein and all measurements and conditions on the site prior to commencement of work. The contractor shall report any discrepancies to the consultant in writing prior to the commencement of affected work.

DO NOT SCALE THIS DRAWING

This drawing shall not be used for construction purposes unless countersigned

Teeple Architects Inc.

SPADINA ▸ QUEEN

TRIDEL®

METRIC SCALE DRAWING

FIRST FLOOR ELEV. +93.60m

No.	ISSUED / REVISED FOR:	DATE:
1	Issued for SPA	2013-03-26
2	Issued for Coordination	2013-04-11
3	Issued for Coordination	2013-04-17
4	Reissued for SPA	2014-01-10
5	Issued for Coordination	2014-03-28
6	Issued for Elevator Tender	2014-04-07
7	Issued for Coordination	2014-05-02
8	Issued for 50% Completion	2014-05-23
9	Issued for Permit	2014-05-30
10	Issued for Coordination	2014-06-23
11	Reissued for Permit	2014-07-10
12	Reissued for Permit	2014-08-22
13	Issued for Tender	2014-08-26
14	Issued for Tender	2014-09-22
15	Issued for Flooring Tender	2015-03-10
16	Issued for Tender	2015-05-05

SQ ALEXANDRA PARK - BLOCK 11

38 CAMERON ST, TORONTO, ONTARIO M5T 2H2

project no:	12-115
scale:	As indicated
drawn by:	TAI
reviewed by:	JHI
date:	2014-09-22

Teeple Architects

5 CAMERON STREET 416-598-054x776 TORONTO, ONTARIO FAX 416-598-1775 INFO@TEEPLEARCH.CA M5T 1P9

LEVEL 8 PLAN NORTH

A 218

PLAN DRAWING LEGEND

- DENOTES PAINTED GYPSUM BULKHEAD AT 2550mm AFF UNLESS NOTED
- MTL1 — YELLOW METAL PANEL CLADDING
- WTA — EXTERIOR WALL ASSEMBLIES WTA UNLESS NOTED OTHERWISE
- DENOTES BARRIER-FREE DESIGNATED RESIDENTIAL SUITE
- RD — DENOTES ROOF DRAIN AND ROOF DRAINAGE LAYOUT. REFER ALSO TO SLAB EDGE PLANS FOR SLOPES AND SLAB ELEVATIONS
- REFER TO DWG. A620 FOR DETAILS OF WINDOW WASHING SYSTEMS
- AP — ANCHOR POINT
- DB — DAVIT BASE
- RDB — RECESSED DAVIT BASE
- RA — RECESSED ROOF ANCHOR
- RA — ROOF ANCHOR
- RA — ROOF ANCHOR - WALL MOUNTED
- WS — WINDOW WASHING RIGGING SLEEVE

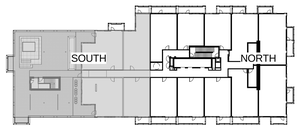

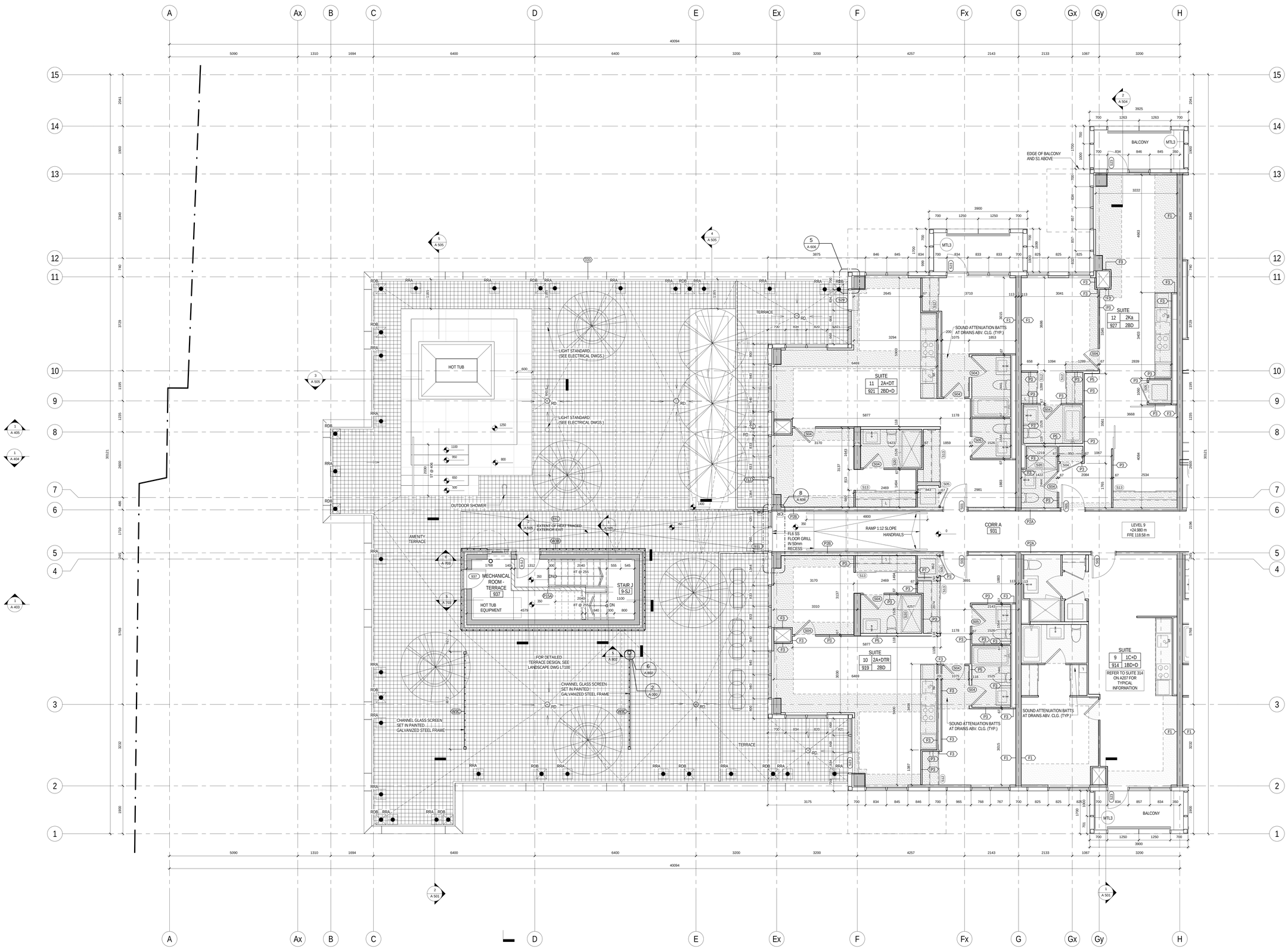

1 LEVEL 9 PLAN SOUTH
A 219 1 : 50

All drawings, specifications, related documents and design are the property of Teeple Architects Inc. and are protected by copyright. Reproduction of the drawings, specifications, related documents and design in whole or in part is strictly forbidden without the architect's written consent.

This drawing, as an instrument of service, is provided by and is the property of Teeple Architects Inc. and shall be used only for the project shown and in accordance with the agreement between the client and contractor is responsible for the coordination and verification of all dimensions contained herein and all measurements and conditions on the site prior to commencement of work. The contractor shall report any discrepancies to the consultant in writing prior to the commencement of affected work.

DO NOT SCALE THIS DRAWING

This drawing shall not be used for construction purposes unless countersigned

Teeple Architects Inc.

SPADINA QUEEN

TRIDEL®

METRIC SCALE DRAWING
FIRST FLOOR ELEV. +93.60m

No.	ISSUED / REVISED FOR:	DATE:
1	Issued for SPA	2013-03-26
2	Issued for Coordination	2013-04-11
3	Issued for Coordination	2013-04-17
4	Reissued for SPA	2014-01-10
5	Issued for Coordination	2014-03-28
6	Issued for Elevator Tender	2014-04-07
7	Issued for Coordination	2014-06-02
8	Issued for 50% Completion	2014-05-23
9	Issued for Permit	2014-05-30
10	Issued for Coordination	2014-06-23
11	Reissued for Permit	2014-07-10
12	Reissued for Permit	2014-08-22
13	Issued for Tender	2014-08-26
14	Issued for Tender	2014-09-22
15	Issued for Flooring Tender	2015-03-10
16	Issued for Tender	2015-05-05

SQ ALEXANDRA PARK - BLOCK 11
38 CAMERON ST, TORONTO, ONTARIO M5T 2H2

project no:	12-115
scale:	As indicated
drawn by:	TAI
reviewed by:	JH
date:	2014-09-22

Teeple Architects
5 CAMERON STREET TORONTO, ONTARIO
416.598.0422 FAX 416.598.1932
INFO@TEEPLEARCHITECTS.COM

LEVEL 9 PLAN SOUTH

A 219

PLAN DRAWING LEGEND

- DENOTES PAINTED GYPSUM BULKHEAD AT 2550mm AFF UNLESS NOTED
- MTL3 — YELLOW METAL PANEL CLADDING
- WTA — EXTERIOR WALL ASSEMBLIES WTA UNLESS NOTED OTHERWISE
- DENOTES BARRIER-FREE DESIGNATED RESIDENTIAL SUITE
- RD 1.4% — DENOTES ROOF DRAIN AND ROOF DRAINAGE LAYOUT. REFER ALSO TO SLAB EDGE PLANS FOR SLOPES AND SLAB ELEVATIONS
- REFER TO DWG. A620 FOR DETAILS OF WINDOW WASHING SYSTEMS
- AP — ANCHOR POINT
- DB — DAVIT BASE
- RD — RECESSED DAVIT BASE
- RSA — RECESSED ROOF ANCHOR
- RA — ROOF ANCHOR
- WA — ROOF ANCHOR – WALL MOUNTED
- RS — WINDOW WASHING RIGGING SLEEVE

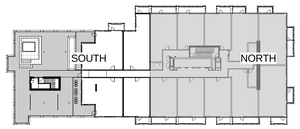

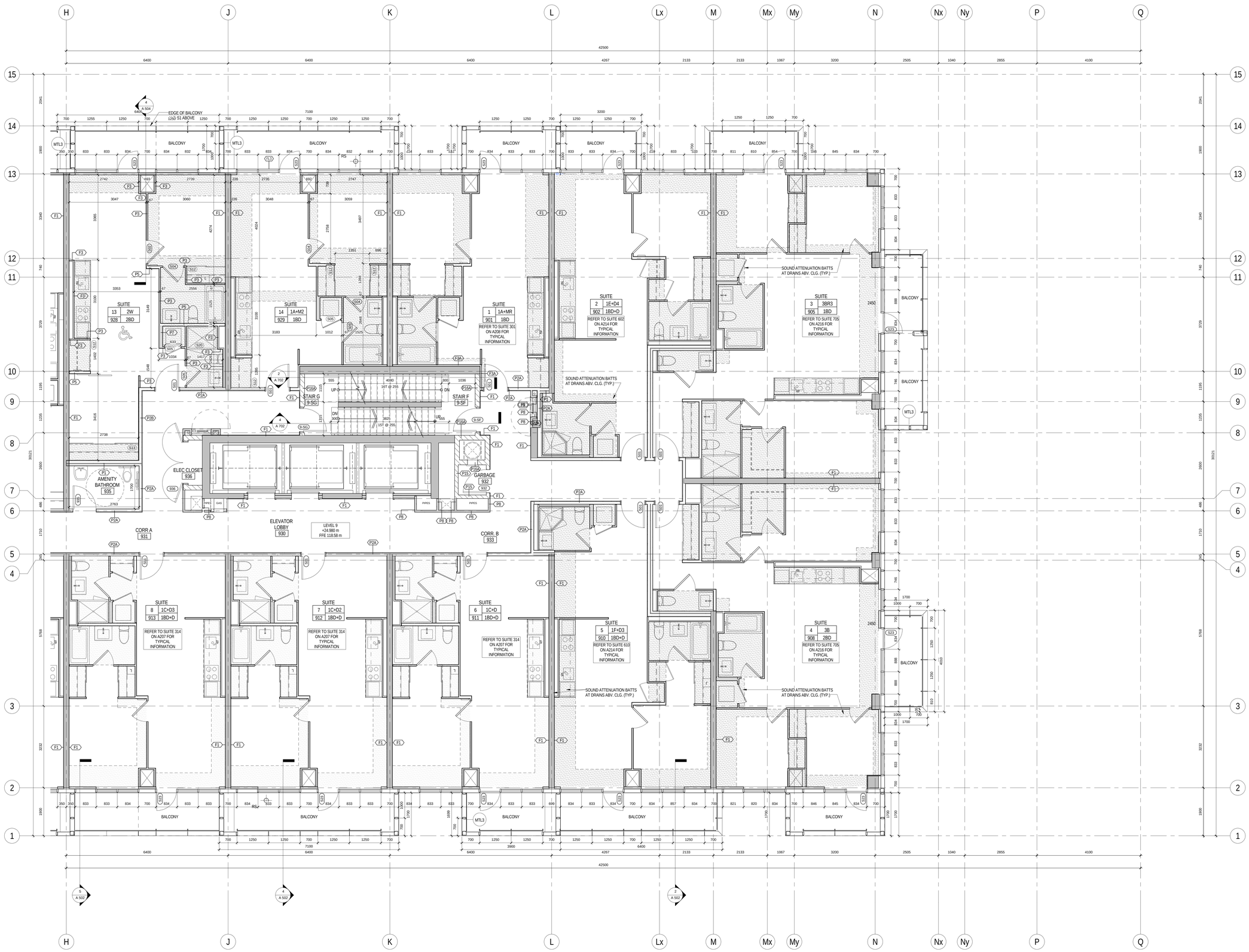

1 / A 220 LEVEL 9 PLAN NORTH 1 : 50

All drawings, specifications, related documents and design are the property of Teeple Architects Inc. and are protected by copyright. Reproduction of the drawings, specifications, related documents and design in whole or in part is strictly forbidden without the architect's written consent.

This drawing, as an instrument of service, is provided by and is the property of Teeple Architects Inc. and shall be used only for the project shown and for the purpose indicated on this drawing. The architect is not responsible for the coordination and verification of all dimensions contained herein and all measurements and conditions on the job shall be verified before proceeding. The architect shall report any discrepancies to the consultant in writing prior to the commencement of the work shown.

DO NOT SCALE THIS DRAWING

This drawing shall not be used for construction purposes unless countersigned

Teeple Architects Inc.

SPADINA ▸ QUEEN

TRIDEL®

METRIC SCALE DRAWING

FIRST FLOOR ELEV. +93.60m

No.	ISSUED / REVISED FOR:	DATE:
1	Issued for SPA	2013-03-26
2	Issued for Coordination	2013-04-11
3	Issued for Coordination	2013-04-17
4	Reissued for SPA	2014-01-10
5	Issued for Coordination	2014-03-28
6	Issued for Elevator Tender	2014-04-07
7	Issued for Coordination	2014-05-02
8	Issued for 50% Completion	2014-05-23
9	Issued for Permit	2014-05-30
10	Issued for Coordination	2014-06-23
11	Reissued for Permit	2014-07-10
12	Reissued for Permit	2014-08-22
13	Issued for Tender	2014-08-26
14	Issued for Tender	2014-09-22
15	Issued for Flooring Tender	2015-03-10
16	Issued for Tender	2015-05-05

SQ ALEXANDRA PARK - BLOCK 11

38 CAMERON ST, TORONTO, ONTARIO M5T 2H2

project no:	12-115
scale:	As indicated
drawn by:	TJU
reviewed by:	JH
date:	2014-09-22

Teeple Architects

5 CAMERON STREET TORONTO, ONTARIO
416-598-0504 TEL FAX 416-598-1755
INFO@TEEPLEARCH.COM

LEVEL 9 PLAN NORTH

A 220

PLAN DRAWING LEGEND

- DENOTES PAINTED GYPSUM BULKHEAD AT 2450mm AFF UNLESS NOTED
- MTL YELLOW METAL PANEL CLADDING
- WTA EXTERIOR WALL ASSEMBLIES WTA UNLESS NOTED OTHERWISE
- DENOTES BARRIER-FREE DESIGNATED RESIDENTIAL SUITE
- RD DENOTES ROOF DRAIN AND ROOF DRAINAGE LAYOUT, REFER ALSO TO SLAB EDGE PLANS FOR SLOPES AND SLAB ELEVATIONS
- REFER TO DWG. A620 FOR DETAILS OF WINDOW WASHING SYSTEMS
- AP ANCHOR POINT
- DB DAVIT BASE
- RD RECESSED DAVIT BASE
- RDA RECESSED ROOF ANCHOR
- RA ROOF ANCHOR
- RW ROOF ANCHOR - WALL MOUNTED
- WS WINDOW WASHING RIGGING SLEEVE

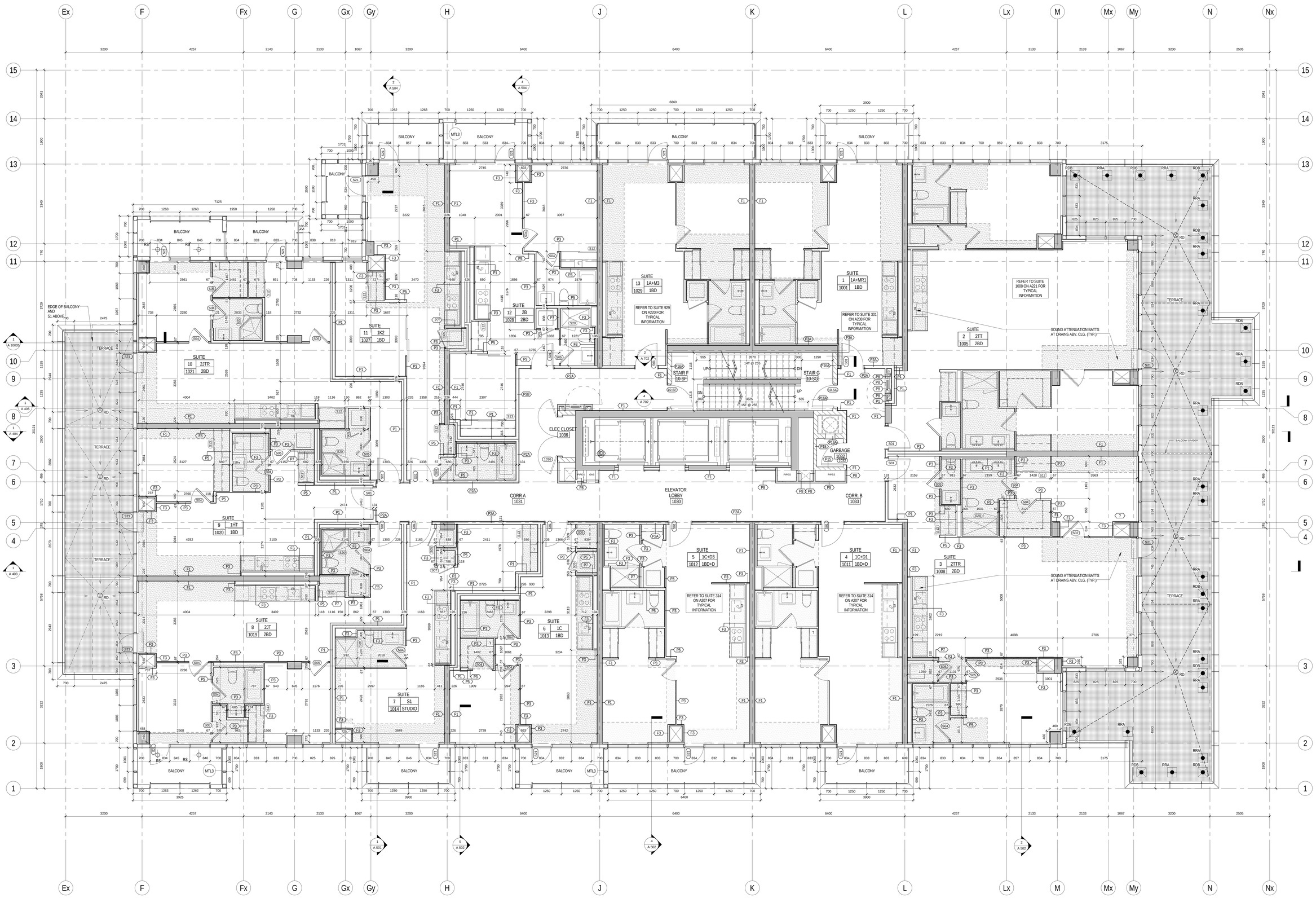

LEVEL 10 PLAN
1 / A 221
1 : 50

All drawings, specifications, related documents and design are the property of Teeple Architects Inc. and are protected by copyright. Reproduction of the drawings, specifications, related documents and design in whole or in part is strictly forbidden without the architect's written consent.

This drawing, as an instrument of service, is provided by and is the property of Teeple Architects Inc. and shall be used only for the project shown and in accordance with the agreement between the client and contractor is responsible for the coordination and verification of all dimensions contained hereon and all measurements and conditions on the site prior to commencement of work. Any errors, omissions or conflicts or any discrepancies in the consultant's drawing prior to the commencement of work must be reported.

DO NOT SCALE THIS DRAWING

This drawing shall not be used for construction purposes unless countersigned

Teeple Architects Inc.

SQ
SPADINA QUEEN
TRIDEL®

METRIC SCALE DRAWING
FIRST FLOOR ELEV. +93.60m

No.	ISSUED / REVISED FOR:	DATE:
1	Issued for SPA	2013-03-26
2	Issued for Coordination	2013-04-11
3	Issued for Coordination	2013-04-17
4	Reissued for SPA	2014-01-10
5	Issued for Coordination	2014-03-28
6	Issued for Elevator Tender	2014-04-07
7	Issued for Coordination	2014-06-02
8	Issued for 50% Completion	2014-05-23
9	Issued for Permit	2014-05-30
10	Issued for Coordination	2014-06-23
11	Reissued for Permit	2014-07-10
12	Reissued for Permit	2014-08-22
13	Issued for Tender	2014-08-26
14	Issued for Tender	2014-09-22
15	Issued for Flooring Tender	2015-03-10
16	Issued for Tender	2015-05-05

SQ ALEXANDRA PARK - BLOCK 11
38 CAMERON ST, TORONTO, ONTARIO M5T 2H2

project no:	12-115
scale:	As indicated
drawn by:	TAI
reviewed by:	JH
date:	2014-09-22

Teeple Architects
5 CAMERON STREET 416-598-0504 TEL
TORONTO, ONTARIO T.F.A. 416-598-1755
INFO@TEEPLEARCH.COM

LEVEL 10 PLAN

A 221

PLAN DRAWING LEGEND

- DENOTES PAINTED GYPSUM BULKHEAD AT 2550mm AFF UNLESS NOTED
- MTL — YELLOW METAL PANEL CLADDING
- WTA — EXTERIOR WALL ASSEMBLIES WTA UNLESS NOTED OTHERWISE
- DENOTES BARRIER-FREE DESIGNATED RESIDENTIAL SUITE
- RD — RD DENOTES ROOF DRAIN AND ROOF DRAINAGE LAYOUT, REFER ALSO TO SLAB EDGE PLANS FOR SLOPES AND SLAB ELEVATIONS
- REFER TO DWG. A620 FOR DETAILS OF WINDOW WASHING SYSTEMS
- AP — ANCHOR POINT
- DB — DAVIT BASE
- RD — RECESSED DAVIT BASE
- RA — RECESSED ROOF ANCHOR
- RA — ROOF ANCHOR
- WA — ROOF ANCHOR – WALL MOUNTED
- RS — WINDOW WASHING RIGGING SLEEVE

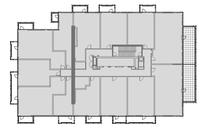

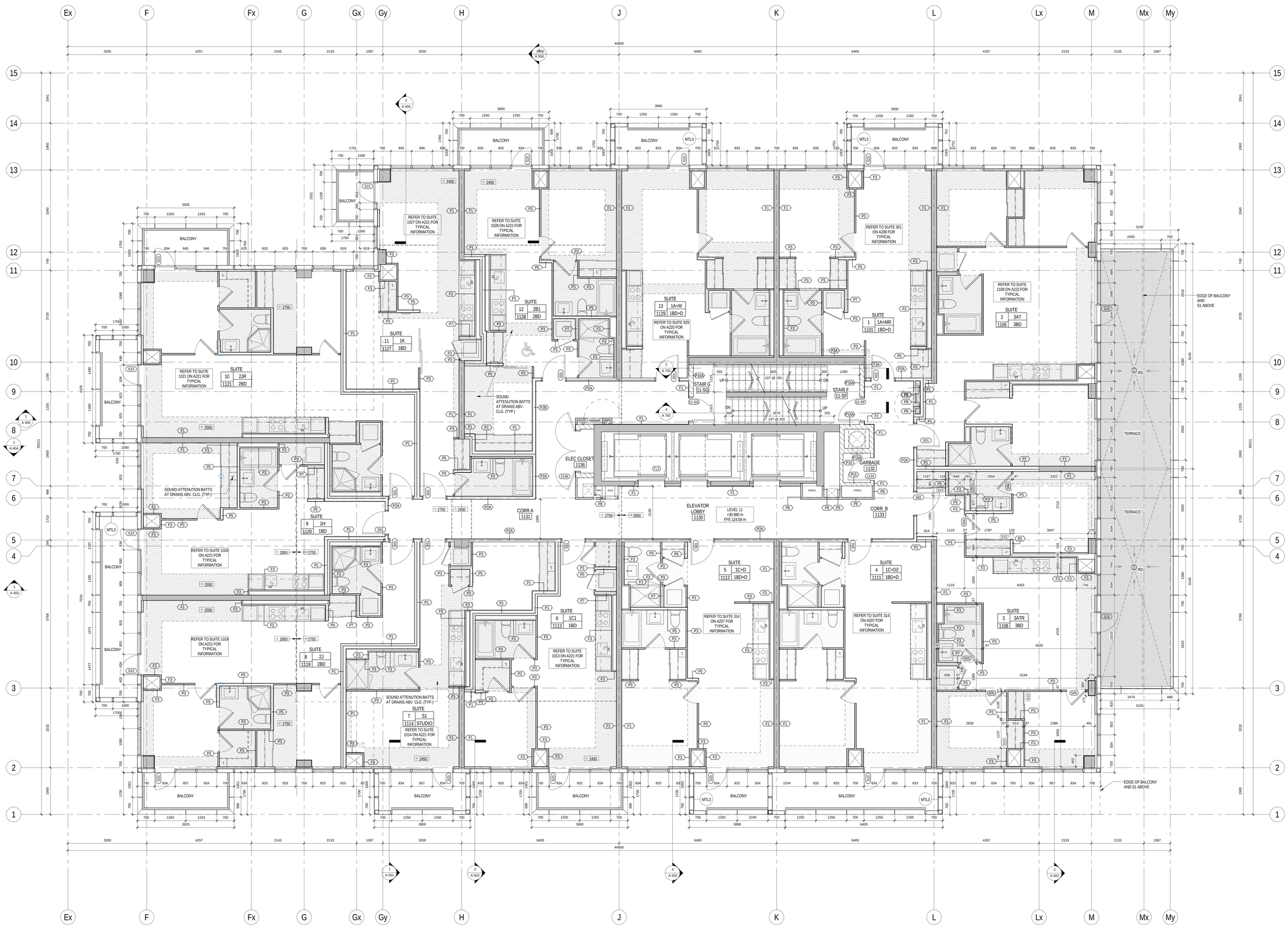

1 LEVEL 11 PLAN
A 222 1 : 50

All drawings, specifications, related documents and design are the property of Teeple Architects Inc. and are protected by copyright. Reproduction of the drawings, specifications, related documents and design in whole or in part is strictly forbidden without the architect's written consent.

This drawing, as an instrument of service, is provided by and is the property of Teeple Architects Inc. and shall be used only for the project described herein. Prior to commencement of construction, the contractor is responsible for the coordination and verification of all dimensions contained hereon and all measurements and conditions on site affecting the performance of his work. Any errors, omissions or conflicts or any discrepancies in the consultant's drawing prior to the commencement of construction must be reported.

DO NOT SCALE THIS DRAWING

This drawing shall not be used for construction purposes unless countersigned

Teeple Architects Inc.

SPADINA QUEEN
TRIDEL

METRIC SCALE DRAWING
FIRST FLOOR ELEV. +93.60m

No.	ISSUED / REVISED FOR:	DATE:
1	Issued for SPA	2013-03-26
2	Issued for Coordination	2013-04-11
3	Issued for Coordination	2013-04-17
4	Reissued for SPA	2014-01-10
5	Issued for Coordination	2014-03-28
6	Issued for Elevator Tender	2014-04-07
7	Issued for Coordination	2014-06-02
8	Issued for 50% Completion	2014-05-23
9	Issued for Permit	2014-05-30
10	Issued for Coordination	2014-06-23
11	Reissued for Permit	2014-07-10
12	Reissued for Permit	2014-08-22
13	Issued for Tender	2014-08-26
14	Issued for Tender	2014-09-22
15	Issued for Flooring Tender	2015-03-10
16	Issued for Tender	2015-05-05

SQ ALEXANDRA PARK - BLOCK 11
38 CAMERON ST, TORONTO, ONTARIO M5T 2N2

project no:	12-115
scale:	As indicated
drawn by:	TAI
reviewed by:	JH
date:	2014-09-22

Teeple Architects
5 CAMERON STREET TORONTO, ONTARIO
416-598-0504 TEL M5T 2N2
INFO@TEEPLEARCHITECTS.COM

LEVEL 11 PLAN

A 222

PLAN DRAWING LEGEND

- DENOTES PAINTED GYPSUM BULKHEAD AT 2450mm AFF UNLESS NOTED
- MTL — YELLOW METAL PANEL CLADDING
- WTA — EXTERIOR WALL ASSEMBLIES WTA UNLESS NOTED OTHERWISE
- DENOTES BARRIER-FREE DESIGNATED RESIDENTIAL SUITE
- RD — DENOTES ROOF DRAIN AND ROOF DRAINAGE LAYOUT. REFER ALSO TO SLAB EDGE PLANS FOR SLOPES AND SLAB ELEVATIONS
- REFER TO DWG. A620 FOR DETAILS OF WINDOW WASHING SYSTEMS
- AP — ANCHOR POINT
- DB — DAVIT BASE
- RD — RECESSED DAVIT BASE
- RA — RECESSED ROOF ANCHOR
- RA — ROOF ANCHOR
- WA — ROOF ANCHOR – WALL MOUNTED
- RS — WINDOW WASHING RIGGING SLEEVE

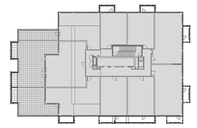

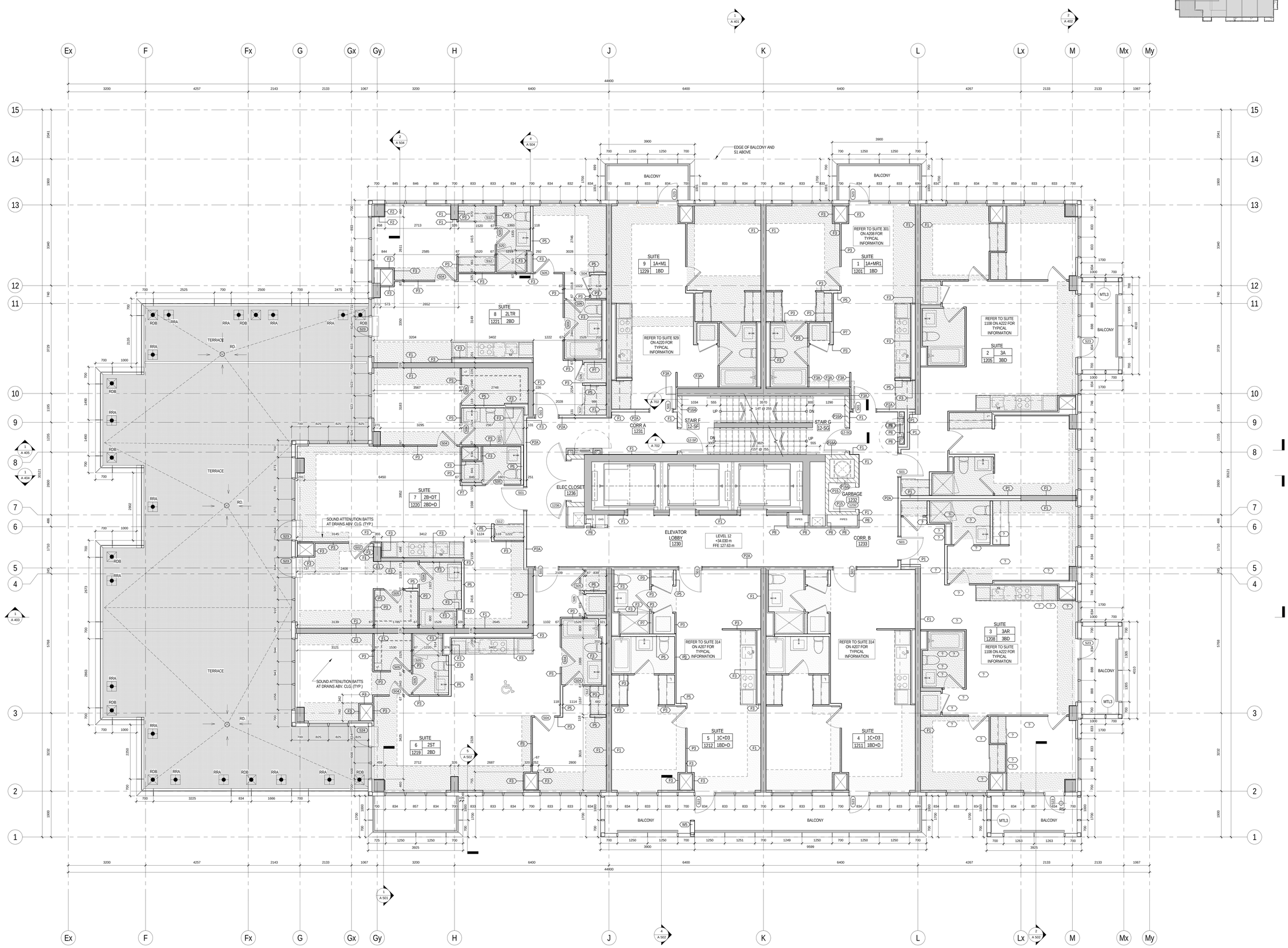

All drawings, specifications, related documents and designs are the property of Teeple Architects Inc. and shall be used only for the project shown on these drawings. Reproduction of the drawings, specifications, related documents and designs in whole or in part is strictly forbidden without the architect's written consent.

This drawing, as an instrument of service, is provided by and is the property of Teeple Architects Inc. and shall be used only for the project shown on this drawing. Prior to commencement of work, the contractor is responsible for the coordination and verification of all dimensions contained hereon and all measurements and conditions on site affecting the performance of the work. Any errors, omissions and/or discrepancies in the construction in writing prior to the commencement of affected work.

DO NOT SCALE THIS DRAWING

This drawing shall not be used for construction purposes unless countersigned

Teeple Architects Inc.

SPADINA QUEEN

TRIDEL®

METRIC SCALE DRAWING

FIRST FLOOR ELEV. +93.60m

No.	ISSUED / REVISED FOR:	DATE:
1	Issued for SPA	2013-03-26
2	Issued for Coordination	2013-04-11
3	Issued for Coordination	2013-04-17
4	Reissued for SPA	2014-01-10
5	Issued for Coordination	2014-03-28
6	Issued for Elevator Tender	2014-04-07
7	Issued for Coordination	2014-06-02
8	Issued for 50% Completion	2014-05-23
9	Issued for Permit	2014-05-30
10	Issued for Coordination	2014-06-23
11	Reissued for Permit	2014-07-10
12	Reissued for Permit	2014-08-22
13	Issued for Tender	2014-08-26
14	Issued for Tender	2014-09-22
15	Issued for Flooring Tender	2015-03-10
16	Issued for Tender	2015-05-05

SQ ALEXANDRA PARK - BLOCK 11

38 CAMERON ST, TORONTO, ONTARIO M5T 2H2

project no:	12-115
scale:	As indicated
drawn by:	TAI
reviewed by:	JH
date:	2014-09-22

Teeple Architects

5 CAMERON STREET 416-598-0504 TEL | INFO@TEEPLEARCH.COM | TORONTO, ONTARIO M5T 1P4 CANADA FAX

LEVEL 12 PLAN

A 223

1 A 223 LEVEL 12 PLAN 1 : 50

PLAN DRAWING LEGEND

- DENOTES PAINTED GYPSUM BULKHEAD AT 2750mm AFF UNLESS NOTED
- MTL YELLOW METAL PANEL CLADDING
- WTA EXTERIOR WALL ASSEMBLIES WTA UNLESS NOTED OTHERWISE
- DENOTES BARRIER-FREE DESIGNATED RESIDENTIAL SUITE
- RD DENOTES ROOF DRAIN AND ROOF DRAINAGE LAYOUT, REFER ALSO TO SLAB EDGE PLANS FOR SLOPES AND SLAB ELEVATIONS
- REFER TO DWG. A620 FOR DETAILS OF WINDOW WASHING SYSTEMS
- AP ANCHOR POINT
- DB DAVIT BASE
- RD RECESSED DAVIT BASE
- RA RECESSED ROOF ANCHOR
- RA ROOF ANCHOR
- RA ROOF ANCHOR - WALL MOUNTED
- RS WINDOW WASHING RIGGING SLEEVE

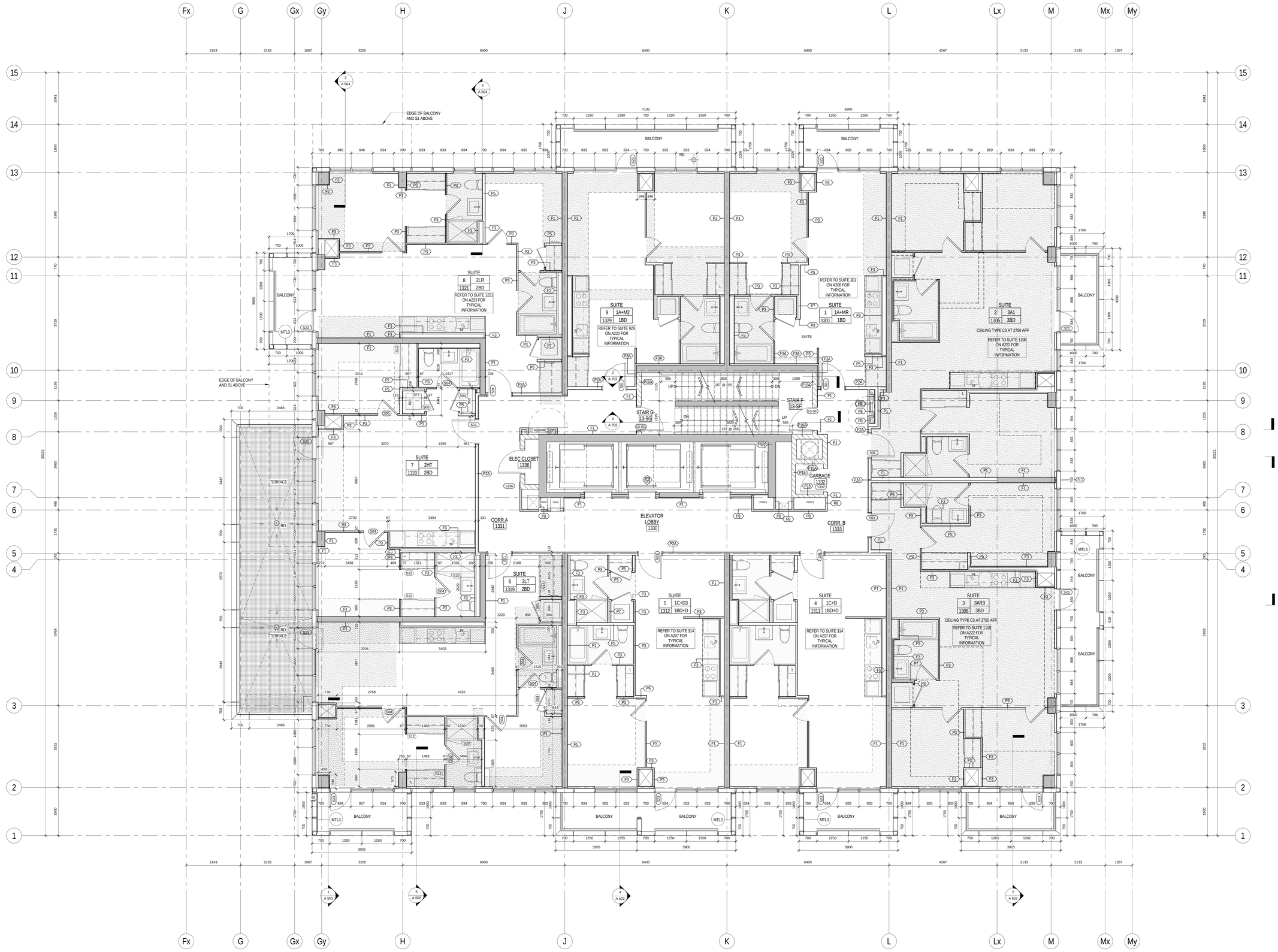

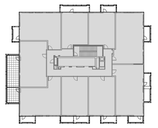

SPADINA QUEEN
TRIDEL

All drawings, specifications, related documents and designs are the copyright property of Teeple Architects Inc. Reproduction or publication of the drawings, specifications, related documents and designs in whole or in part is strictly forbidden without the architect's written consent.

This drawing, as an instrument of service, is provided by and is the property of Teeple Architects Inc. and shall be used only for the project shown and in accordance with the agreement between the client and contractor is responsible for the coordination and verification of all dimensions contained hereon and all measurements and conditions on the site prior to commencement of work. Any errors, omissions or conflicts or discrepancies in the construction in writing prior to the commencement of the affected work.

DO NOT SCALE THIS DRAWING

This drawing shall not be used for construction purposes unless countersigned

Teeple Architects Inc.

METRIC SCALE DRAWING
FIRST FLOOR ELEV. +93.60m

No.	ISSUED / REVISED FOR:	DATE:
1	Issued for SPA	2013-03-26
2	Issued for Coordination	2013-04-11
3	Issued for Coordination	2013-04-17
4	Reissued for SPA	2014-01-10
5	Issued for Coordination	2014-03-28
6	Issued for Elevator Tender	2014-04-07
7	Issued for Coordination	2014-06-02
8	Issued for 50% Completion	2014-05-23
9	Issued for Permit	2014-05-30
10	Issued for Coordination	2014-06-23
11	Reissued for Permit	2014-07-10
12	Reissued for Permit	2014-08-22
13	Issued for Tender	2014-08-26
14	Issued for Tender	2014-09-22
15	Issued for Flooring Tender	2015-03-10
16	Issued for Tender	2015-05-05

SQ ALEXANDRA PARK - BLOCK 11
38 CAMERON ST, TORONTO, ONTARIO M5T 2H2

project no:	12-115
scale:	As indicated
drawn by:	TAI
reviewed by:	JH
date:	2014-09-22

Teeple Architects
5 CAMERON STREET 416-598-0504 TEL
INFO@TEEPLEARCH.COM
TORONTO, ONTARIO M5T 2H2 CANADA

LEVEL 13 PLAN

A 224

1 / A 224 LEVEL 13 PLAN 1 : 50

All drawings, specifications, related documents and design are the property of Teeple Architects Inc. and are protected by copyright. Reproduction of the drawings, specifications, related documents and design in whole or in part is strictly forbidden without the architects written consent.

This drawing, as an instrument of service, is provided by and is the property of Teeple Architects Inc. and shall be used only for the project shown and in accordance with the agreement between the client and contractor is responsible for the coordination and verification of all dimensions contained herein and all measurements and conditions on the job shall be verified before proceeding with the work. Any discrepancies or the omission in writing prior to the commencement of the work affected.

DO NOT SCALE THIS DRAWING

This drawing shall not be used for construction purposes unless countersigned

Teeple Architects Inc.

SPADINA QUEEN

TRIDEL

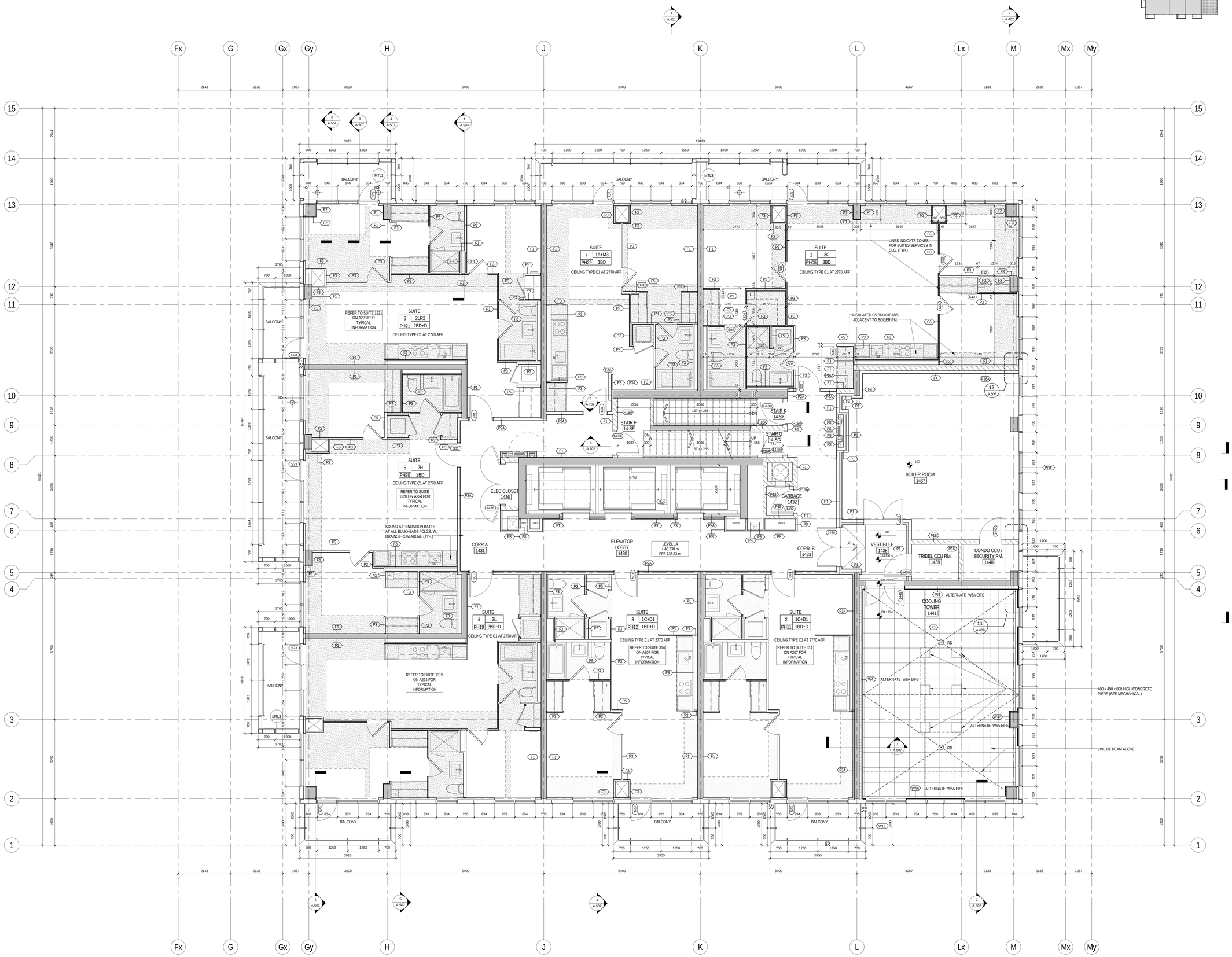

METRIC SCALE DRAWING

FIRST FLOOR ELEV. +93.60m

No.	ISSUED / REVISED FOR:	DATE:
1	Issued for SPA	2013-03-26
2	Issued for Coordination	2013-04-11
3	Issued for Coordination	2013-04-17
4	Reissued for SPA	2014-01-10
5	Issued for Coordination	2014-03-28
6	Issued for Elevator Tender	2014-04-07
7	Issued for Coordination	2014-06-02
8	Issued for 50% Completion	2014-05-23
9	Issued for Permit	2014-05-30
10	Issued for Coordination	2014-06-23
11	Reissued for Permit	2014-07-10
12	Reissued for Permit	2014-08-22
13	Issued for Tender	2014-08-26
14	Issued for Tender	2014-09-22
15	Issued for Flooring Tender	2015-03-10
16	Issued for Tender	2015-05-05

SQ ALEXANDRA PARK - BLOCK 11

38 CAMERON ST., TORONTO, ONTARIO M5T 2H2

project no:	12-115
scale:	As indicated
drawn by:	TJU
reviewed by:	JH
date:	2014-09-22

Teeple Architects

5 CAMERON STREET TORONTO, ONTARIO
416-598-0504 TEL FAX-416-598-1705
INFO@TEEPLEARCH.COM

LEVEL 14 PLAN

A 225

1 / A 225 LEVEL 14 PLAN 1 : 50

PLAN DRAWING LEGEND

DENOTES PAINTED GYPSUM BULKHEAD AT 2290mm AFF UNLESS NOTED

MTL — YELLOW METAL PANEL CLADDING

WA — EXTERIOR WALL ASSEMBLIES WA UNLESS NOTED OTHERWISE

DENOTES BARRIER-FREE DESIGNATED RESIDENTIAL SUITE

RD — A15 — DENOTES ROOF DRAIN AND ROOF DRAINAGE LAYOUT. REFER ALSO TO SLAB EDGE PLANS FOR SLOPES AND SLAB ELEVATIONS

REFER TO DWG. A620 FOR DETAILS OF WINDOW WASHING SYSTEMS

AP — ANCHOR POINT

DB — DAVIT BASE

RDB — RECESSED DAVIT BASE

RRA — RECESSED ROOF ANCHOR

RA — ROOF ANCHOR

RWA — ROOF ANCHOR – WALL MOUNTED

RS — WINDOW WASHING RIGGING SLEEVE

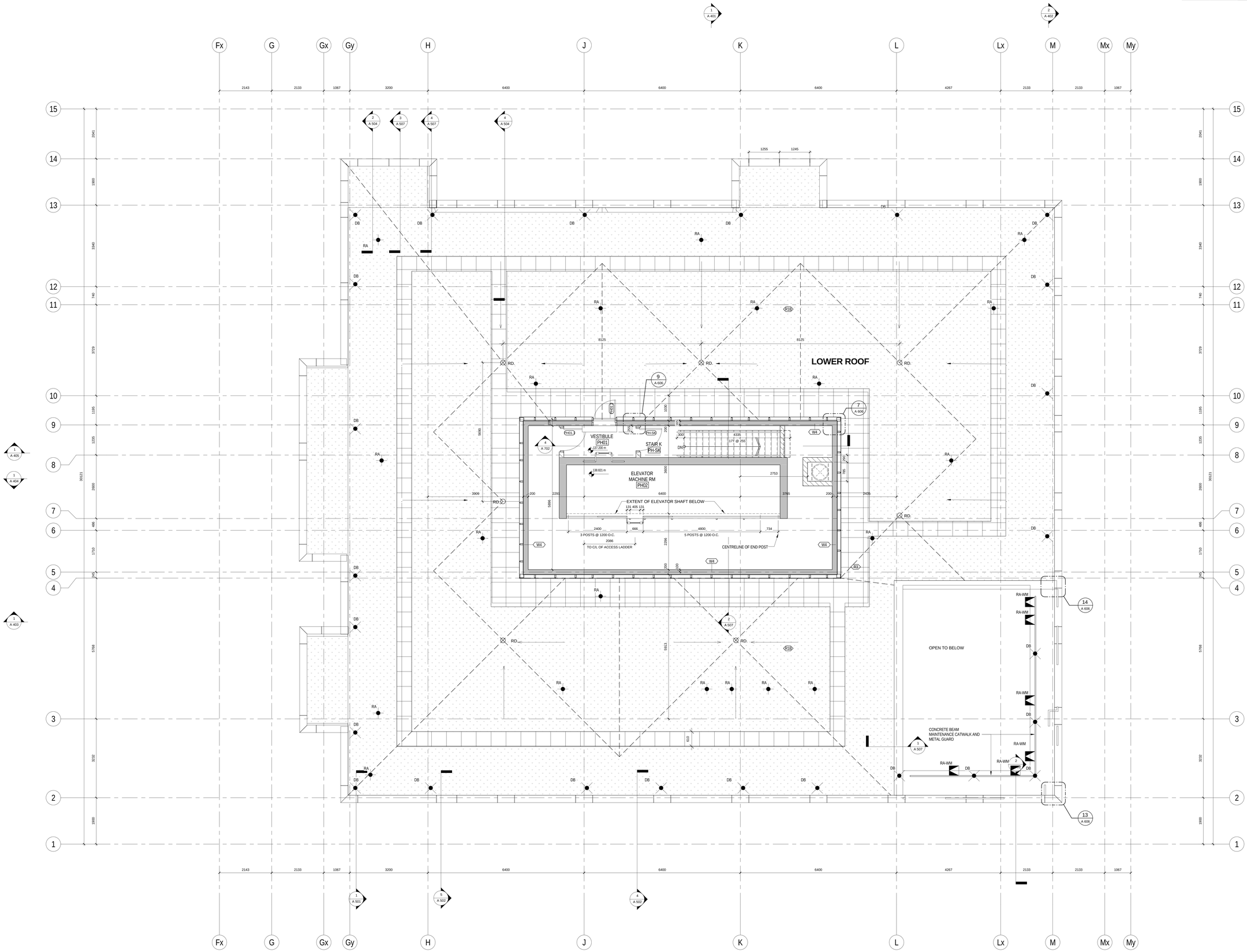

1 / A 226 LOWER ROOF PLAN - PENTHOUSE

1 : 50

All drawings, specifications, related documents and design are the property of Teeple Architects Inc. and are protected by copyright. Reproduction of the drawings, specifications, related documents and design in whole or in part is strictly forbidden without the architect's written consent.

This drawing, as an instrument of service, is provided by and is the property of Teeple Architects Inc. and shall be used only for the project shown and specified in the agreement between Teeple Architects and the contractor is responsible for the coordination and verification of all dimensions contained hereon and all measurements and conditions on the site pertinent to the performance of the work. Contractor shall report any discrepancies to the consultant in writing prior to the commencement of the affected work.

DO NOT SCALE THIS DRAWING

This drawing shall not be used for construction purposes unless countersigned

Teeple Architects Inc.

SPADINA QUEEN

TRIDEL®

METRIC SCALE DRAWING

FIRST FLOOR ELEV. +93.60m

No.	ISSUED / REVISED FOR:	DATE:
1	Issued for SPA	2013-03-26
2	Issued for Coordination	2013-04-11
3	Issued for Coordination	2013-04-17
4	Reissued for SPA	2014-01-10
5	Issued for Coordination	2014-03-28
6	Issued for Elevator Tender	2014-04-07
7	Issued for Coordination	2014-05-02
8	Issued for 50% Completion	2014-05-23
9	Issued for Permit	2014-05-30
10	Issued for Coordination	2014-06-23
11	Reissued for Permit	2014-07-10
12	Reissued for Permit	2014-08-22
13	Issued for Tender	2014-08-26
14	Issued for Tender	2014-09-22
15	Issued for Tender	2015-05-05

SQ ALEXANDRA PARK - BLOCK 11

38 CAMERON ST, TORONTO, ONTARIO M5T 2H2

project no:	12-115
scale:	As indicated
drawn by:	TAI
reviewed by:	JH
date:	2014-09-22

Teeple Architects

5 CAMERON STREET TORONTO, ONTARIO
416-598-0540 FTS INFO@TEEPLEARCH.COCOM FAX 416-598-1755

LOWER ROOF PLAN

A 226

PLAN DRAWING LEGEND

- DENOTES PAINTED GYPSUM BULKHEAD AT 2290mm AFF UNLESS NOTED
- MTL — YELLOW METAL PANEL CLADDING
- WTA — EXTERIOR WALL ASSEMBLIES WTA UNLESS NOTED OTHERWISE
- DENOTES BARRIER-FREE DESIGNATED RESIDENTIAL SUITE
- RD — 4.15 — DENOTES ROOF DRAIN AND ROOF DRAINAGE LAYOUT. REFER ALSO TO SLAB EDGE PLANS FOR SLOPES AND SLAB ELEVATIONS
- REFER TO DWG. A620 FOR DETAILS OF WINDOW WASHING SYSTEMS
- AP — ANCHOR POINT
- DB — DAVIT BASE
- RD — RECESSED DAVIT BASE
- RA — RECESSED ROOF ANCHOR
- RA — ROOF ANCHOR
- RA — ROOF ANCHOR – WALL MOUNTED
- RS — WINDOW WASHING RIGGING SLEEVE

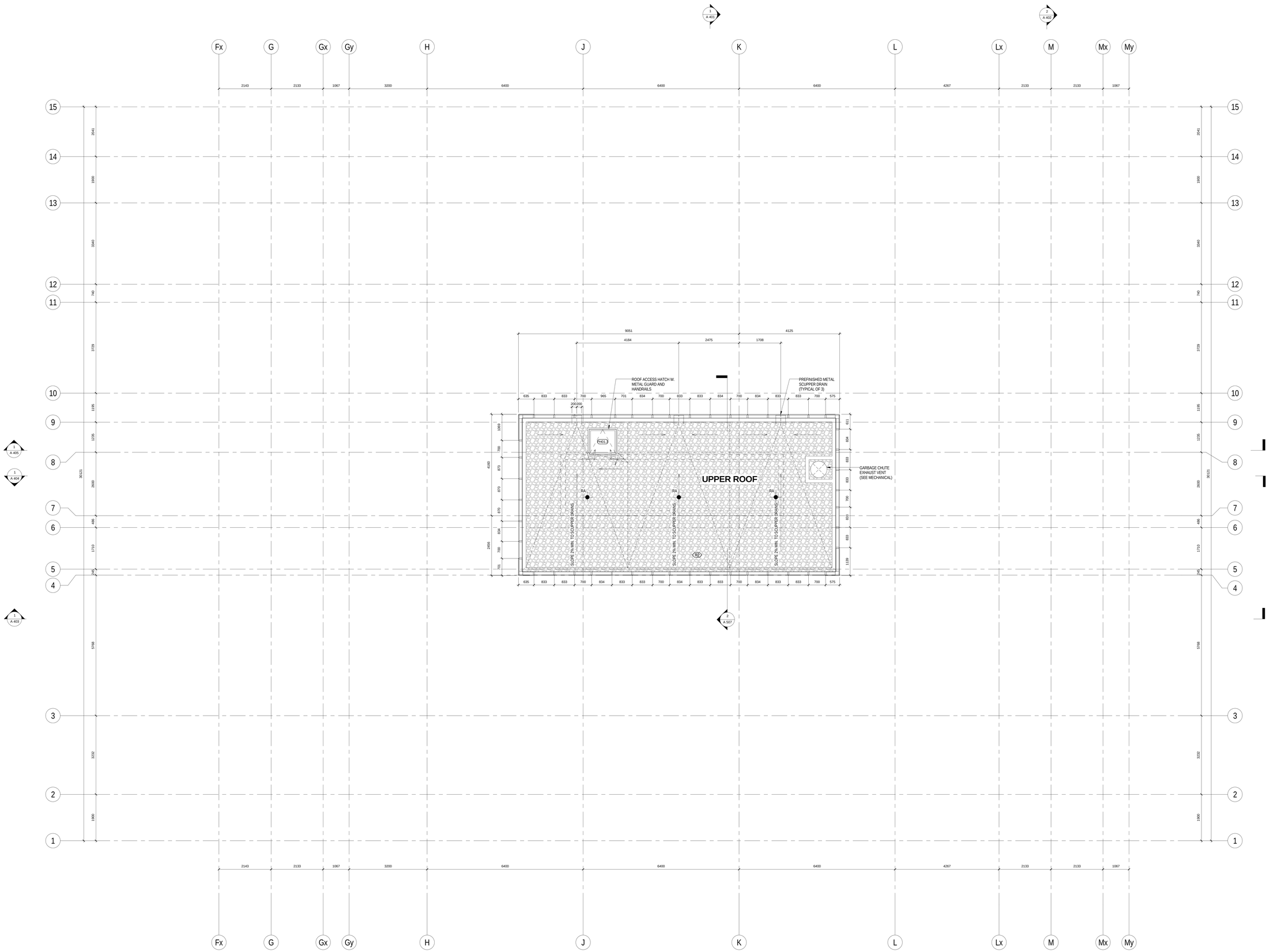

All drawings, specifications, related documents and designs are the property of Teeple Architects Inc. and are protected by copyright. Reproduction of the drawings, specifications, related documents and designs in whole or in part is strictly forbidden without the architect's written consent.

This drawing, as an instrument of service, is provided by and is the property of Teeple Architects Inc. and shall be used only for the project described herein. Prior to commencement of work, the owner or contractor is responsible for the coordination and verification of all dimensions contained herein and all measurements and conditions on site affecting the work described herein. Any errors, omissions or conflicts are discrepancies to the consultant in writing prior to the commencement of affected work.

DO NOT SCALE THIS DRAWING

This drawing shall not be used for construction purposes unless countersigned

Teeple Architects Inc.

SPADINA QUEEN

TRIDEL

METRIC SCALE DRAWING

FIRST FLOOR ELEV. +93.60m

No.	ISSUED / REVISED FOR:	DATE:
1	Issued for SPA	2013-03-26
2	Issued for Coordination	2013-04-11
3	Issued for Coordination	2013-04-17
4	Reissued for SPA	2014-01-10
5	Issued for Coordination	2014-03-28
6	Issued for Elevator Tender	2014-04-07
7	Issued for Coordination	2014-05-02
8	Issued for 50% Completion	2014-05-23
9	Issued for Permit	2014-05-30
10	Issued for Coordination	2014-06-23
11	Reissued for Permit	2014-07-10
12	Reissued for Permit	2014-08-22
13	Issued for Tender	2014-08-26
14	Issued for Tender	2014-09-22
15	Issued for Tender	2015-05-05

SQ ALEXANDRA PARK - BLOCK 11

38 CAMERON ST., TORONTO, ONTARIO M5T 2H2

project no:	12-115
scale:	As indicated
drawn by:	TAI
reviewed by:	JH
date:	2014-09-22

Teeple Architects

5 CAMERON STREET TORONTO, ONTARIO
416-598-0504 TEL INFO@TEEPLEARCH.COM FAX 416-598-1755

UPPER ROOF PLAN

A 227

1 / A 227 UPPER ROOF PLAN

1 : 50

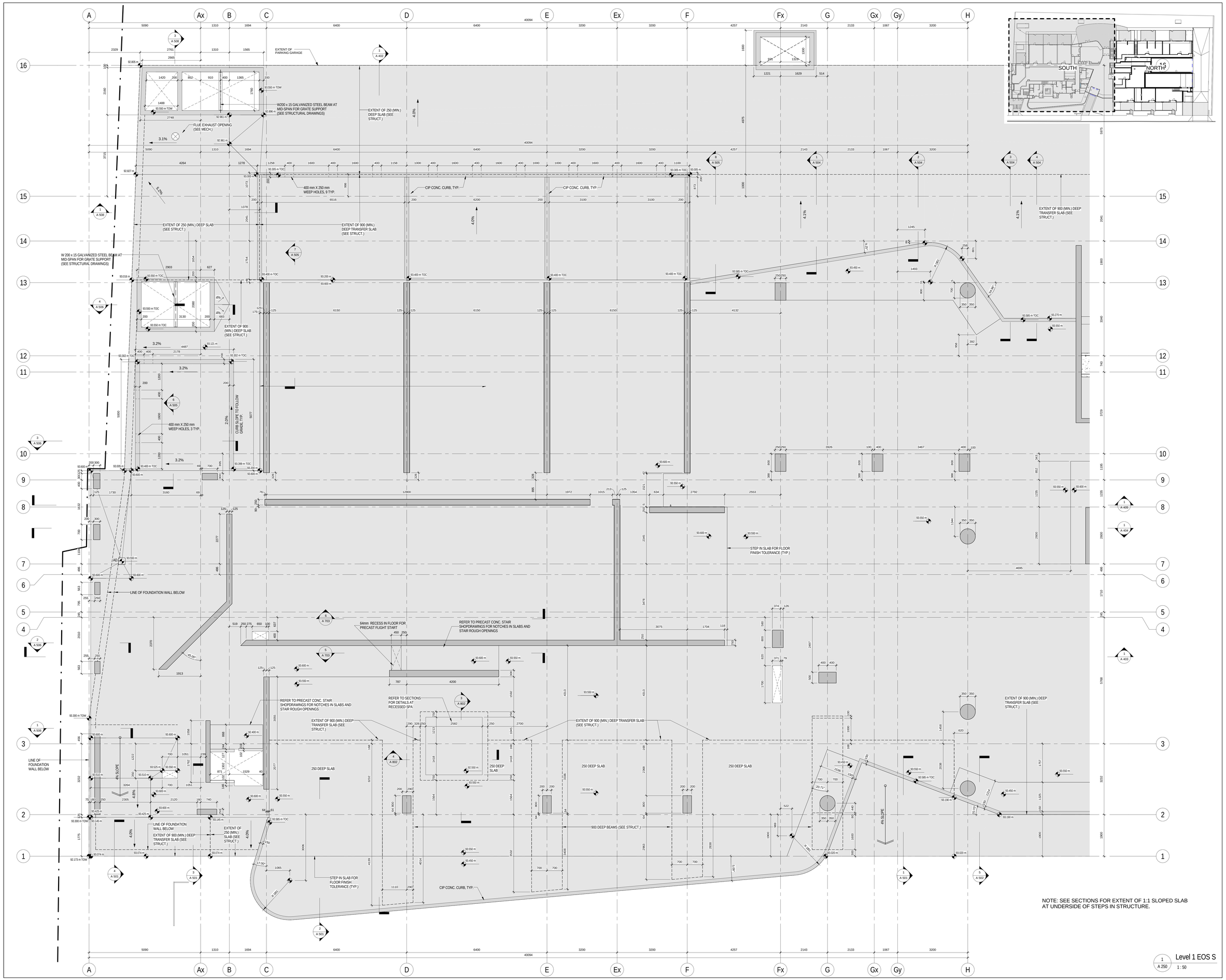

1 A 250 Level 1 EOS S 1 : 50

All drawings, specifications, related documents and design are the property of Teeple Architects Inc. and are protected by copyright. Reproduction of the drawings, specifications, related documents and design in whole or in part is strictly forbidden without the architects written consent.

This drawing, as an instrument of service, is provided by and is the property of Teeple Architects Inc. and shall be used only for the project shown and in accordance with the agreement between the client and contractor is responsible for the coordination and verification of all dimensions contained hereon and all measurements and conditions on the job shall be verified before proceeding. Report to the architect fully report any discrepancies to the consultant in writing prior to the commencement of the work involved.

DO NOT SCALE THIS DRAWING

This drawing shall not be used for construction purposes unless countersigned

Teeple Architects Inc.

SPADINA QUEEN

TRIDEL®

METRIC SCALE DRAWING

FIRST FLOOR ELEV. +93.60m

No.	ISSUED / REVISED FOR:	DATE:
1	Issued for Coordination	2014-06-23
2	Issued for Tender	2014-08-26
3	Issued for Tender	2014-09-22
4	Issued for Construction	2015-04-29
5	Issued for ASI 03	2015-05-04
6	Issued for Tender	2015-05-05

SQ ALEXANDRA PARK - BLOCK 11

38 CAMERON ST, TORONTO, ONTARIO M5T 2H2

project no:	12-115
scale:	As indicated
drawn by:	TAI
reviewed by:	JH
date:	2014-09-22

Teeple Architects

5 CAMERON STREET TORONTO, ONTARIO
416-598-0240 T 416-598-1962 F
info@teeplearchitects.com

LEVEL 1 EOS PLAN SOUTH

A 250

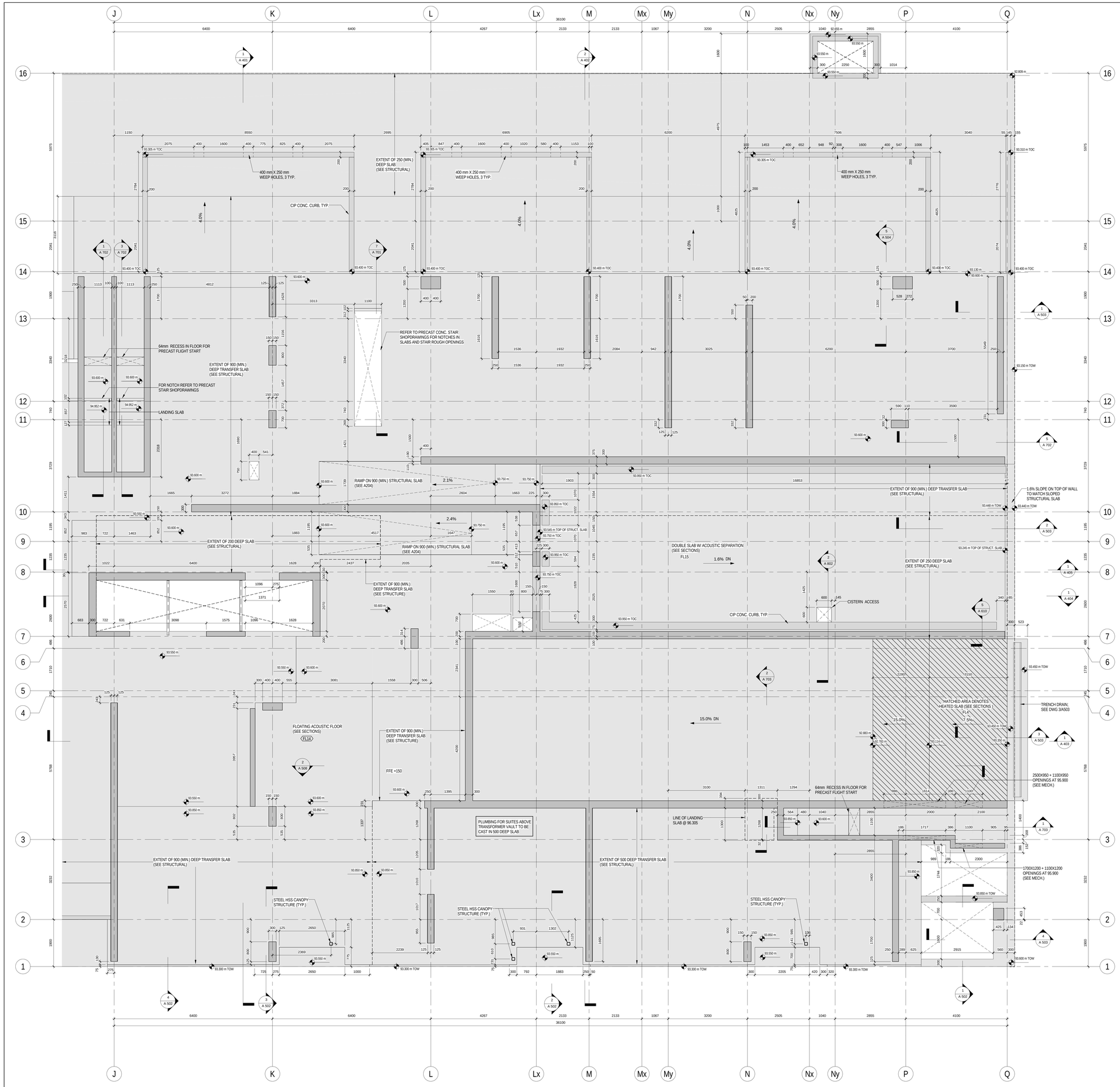

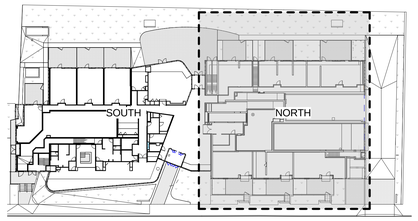

All drawings, specifications, related documents and designs are the property of Teeple Architects Inc. and shall be used only for the project shown. Reproduction of the drawings, specifications, related documents and designs in whole or in part is strictly forbidden without the architects written consent.

This drawing, as an instrument of service, is provided by and is the property of Teeple Architects Inc. and shall be used only for the project shown. Contractor shall verify and be responsible for all dimensions. Contractor is responsible for the coordination and verification of all dimensions contained hereon and all measurements and conditions on the site affecting the performance of the work. Do not scale drawings. Report any discrepancies to the consultant in writing prior to the commencement of affected work.

DO NOT SCALE THIS DRAWING

This drawing shall not be used for construction purposes unless countersigned

Teeple Architects Inc.

SPADINA QUEEN

TRIDEL®

METRIC SCALE DRAWING

FIRST FLOOR ELEV. +93.60m

No.	ISSUED / REVISED FOR:	DATE:
1	Issued for Coordination	2014-06-23
2	Issued for Tender	2014-08-28
3	Issued for Tender	2014-09-22
4	Issued for ASI 01	2015-03-05
5	Issued for Construction	2015-04-29
6	Issued for ASI 03	2015-05-04
7	Issued for Tender	2015-06-05

NOTE: SEE SECTIONS FOR EXTENT OF 1:1 SLOPED SLAB AT UNDERSIDE OF STEPS IN STRUCTURE.

1 A 251 Level 1 EOS N

1 : 50

SQ ALEXANDRA PARK - BLOCK 11

38 CAMERON ST, TORONTO, ONTARIO M5T 2H2

project no:	12-115
scale:	As indicated
drawn by:	TAI
reviewed by:	JH
date:	2014-09-22

Teeple Architects

5 CAMERON STREET TORONTO, ONTARIO
416-598-0518 TEL info@TEEPLEARCHITECT.COM FAX 416-598-0192

LEVEL 1 EOS PLAN NORTH

A 251

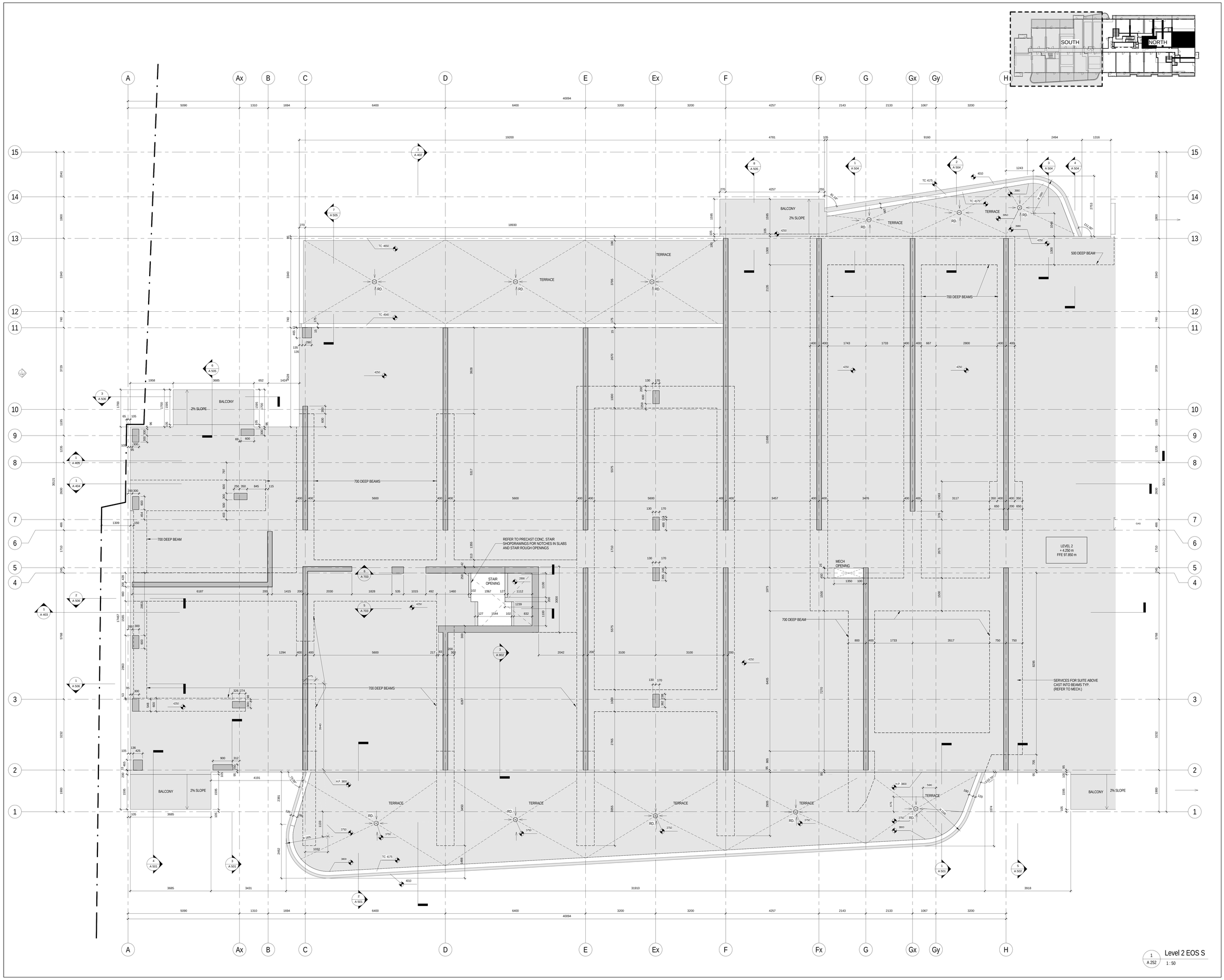

1 A 252 Level 2 EOS S
1 : 50

All drawings, specifications, related documents and design are the property of Teeple Architects Inc. and are protected by copyright. Reproduction of the drawings, specifications, related documents and design in whole or in part is strictly forbidden without the architects written consent.

This drawing, as an instrument of service, is provided by and is the property of Teeple Architects Inc. and shall be used only for the project shown and in accordance with the agreement between the client and contractor is responsible for the coordination and verification of all dimensions contained hereon and all measurements and conditions on the job shall be verified before work is begun. Report any that fall report any discrepancies to the consultant in writing prior to the commencement of the work shown.

DO NOT SCALE THIS DRAWING

This drawing shall not be used for construction purposes unless countersigned

Teeple Architects Inc.

SPADINA ▸ QUEEN
TRIDEL®

METRIC SCALE DRAWING
FIRST FLOOR ELEV. +93.60m

No.	ISSUED / REVISED FOR:	DATE:
1	Issued for Coordination	2014-05-02
2	Issued for Coordination	2014-06-23
3	Issued for Tender	2014-08-26
4	Issued for Tender	2014-09-22
5	Issued for Tender	2015-05-05

SQ ALEXANDRA PARK - BLOCK 11
38 CAMERON ST, TORONTO, ONTARIO M5T 2H2

project no:	12-115
scale:	As indicated
drawn by:	TJU
reviewed by:	JH
date:	2014-09-22

Teeple Architects
5 CAMERON STREET TORONTO, ONTARIO
416-598-0594 TEL FAX-416-598-1705
INFO@TEEPLEARCH.COM

LEVEL 2 EOS PLAN SOUTH

A 252

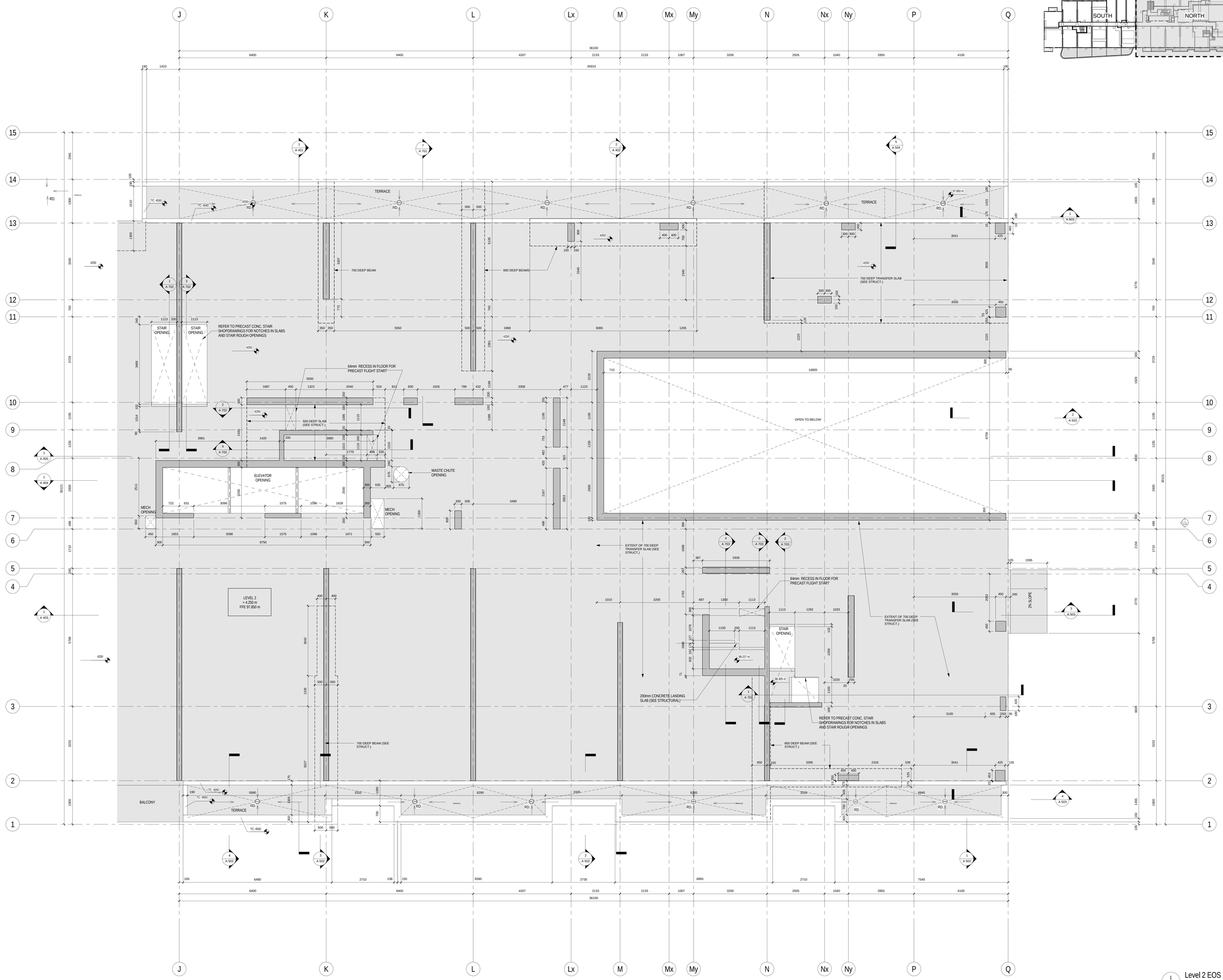

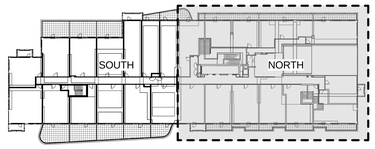

All drawings, specifications, related documents and designs are the property of Teeple Architects Inc. and cannot be used without the express authorization of the drawings, specifications, related documents and designs in whole or in part in strictly forbidden without the Architects written consent.

This drawing, as an instrument of service, is provided by and is the property of Teeple Architects Inc. and shall be used only for the project shown and in accordance with the agreement between Teeple Architects and its client. The contractor is responsible for the coordination and verification of all dimensions contained hereon and all measurements and conditions on the job shall be reported to Teeple Architects Inc. in writing prior to the work. Any discrepancies in the construction in writing prior to the commencement of the work.

DO NOT SCALE THIS DRAWING

This drawing shall not be used for construction purposes unless countersigned

Teeple Architects Inc.

SPADINA ▸ QUEEN

TRIDEL®

METRIC SCALE DRAWING

FIRST FLOOR ELEV. +93.60m

No.	ISSUED / REVISED FOR:	DATE:
1	Issued for Coordination	2014-06-23
2	Issued for Tender	2014-08-29
3	Issued for Tender	2014-09-22
4	Issued for Tender	2015-05-05

SQ ALEXANDRA PARK - BLOCK 11

38 CAMERON ST, TORONTO, ONTARIO M5T 2H2

project no:	12-115
scale:	As indicated
drawn by:	TAI
reviewed by:	JH
date:	2014-09-22

Teeple Architects

5 CAMERON STREET TORONTO, ONTARIO
416-596-0504 FAX 416-596-0505 INFO@TEEPLEARCHITECTS.COM M5T 1A1

LEVEL 2 EOS PLAN NORTH

A 253

1 / A 253 Level 2 EOS N

1 : 50

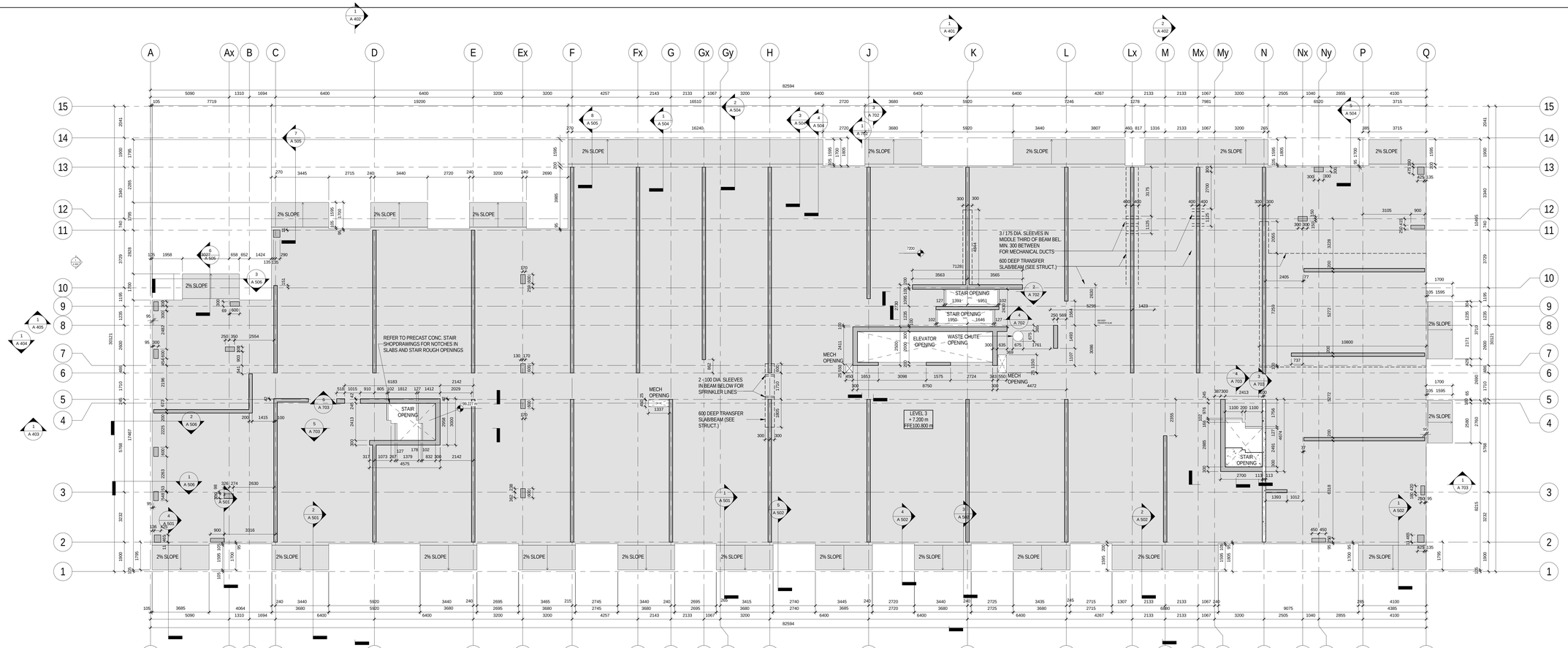

1 A 254 Level 3 EOS
1 : 100

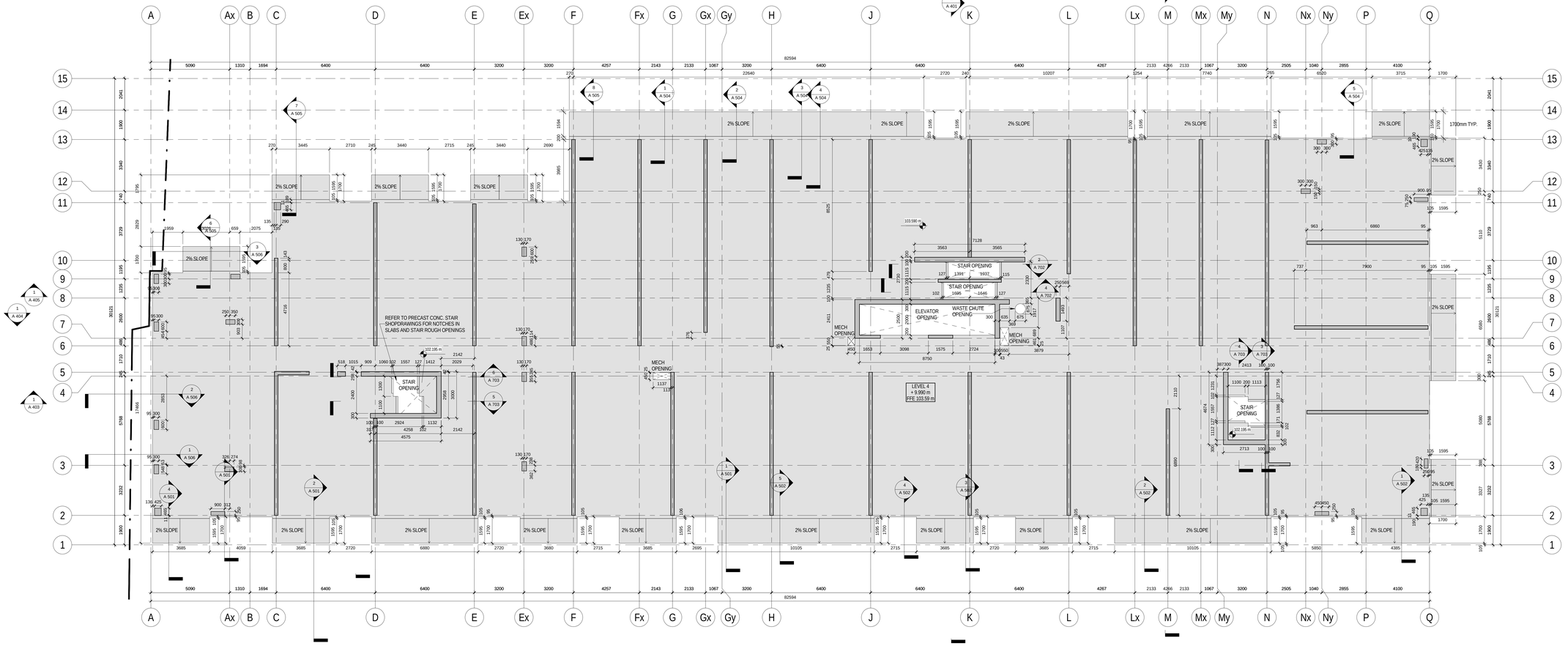

2 A 254 Level 4 EOS
1 : 100

All drawings, specifications, related documents and designs are the property of Teeple Architects Inc. and are protected by copyright. Reproduction of the drawings, specifications, related documents and designs in whole or in part is strictly forbidden without the architects written consent.

This drawing, as an instrument of service, is provided by and is the property of Teeple Architects Inc. and shall be used only for the project shown herein and shall not be reproduced or transmitted. The contractor is responsible for the coordination and verification of all dimensions contained hereon and all measurements and conditions on the job shall be verified before work is begun. Any discrepancies or errors in the construction in writing prior to the commencement of the affected work.

DO NOT SCALE THIS DRAWING

This drawing shall not be used for construction purposes unless countersigned

Teeple Architects Inc.

SPADINA QUEEN
TRIDEL

METRIC SCALE DRAWING
FIRST FLOOR ELEV. +93.60m

No.	ISSUED / REVISED FOR:	DATE:
1	Issued for Coordination	2014-06-23
2	Issued for Tender	2014-08-26
3	Issued for Tender	2014-09-22
4	Issued for Tender	2015-05-05

SQ ALEXANDRA PARK - BLOCK 11
38 CAMERON ST. TORONTO, ONTARIO M5T 2H2

project no:	12-115
scale:	1 : 100
drawn by:	TAI
reviewed by:	JH
date:	2014-09-22

Teeple Architects

5 CAMERON STREET
416-598-0540 TEL
INFO@TEEPLEARCH.COM
TORONTO, ON M5B 2M7
416-598-0755 FAX

LEVEL 3 & 4 EOS PLAN

A 254

All drawings, specifications, related documents and design are the property of Teeple Architects Inc. and are protected by copyright. Reproduction of the drawings, specifications, related documents and design in whole or in part is strictly forbidden without the Architect's written consent.

This drawing, as an instrument of service, is provided to and is the property of Teeple Architects Inc. and shall be used only for the project shown and in accordance with the agreement between the client and contractor. It is responsible for the coordination and verification of all dimensions contained herein and all measurements and conditions on the job shall be reported to Teeple Architects Inc. in writing prior to the work. Any discrepancies in the consultant in writing prior to the commencement of the work affected.

DO NOT SCALE THIS DRAWING

This drawing shall not be used for construction purposes unless countersigned

Teeple Architects Inc.

SPADINA QUEEN

TRIDEL®

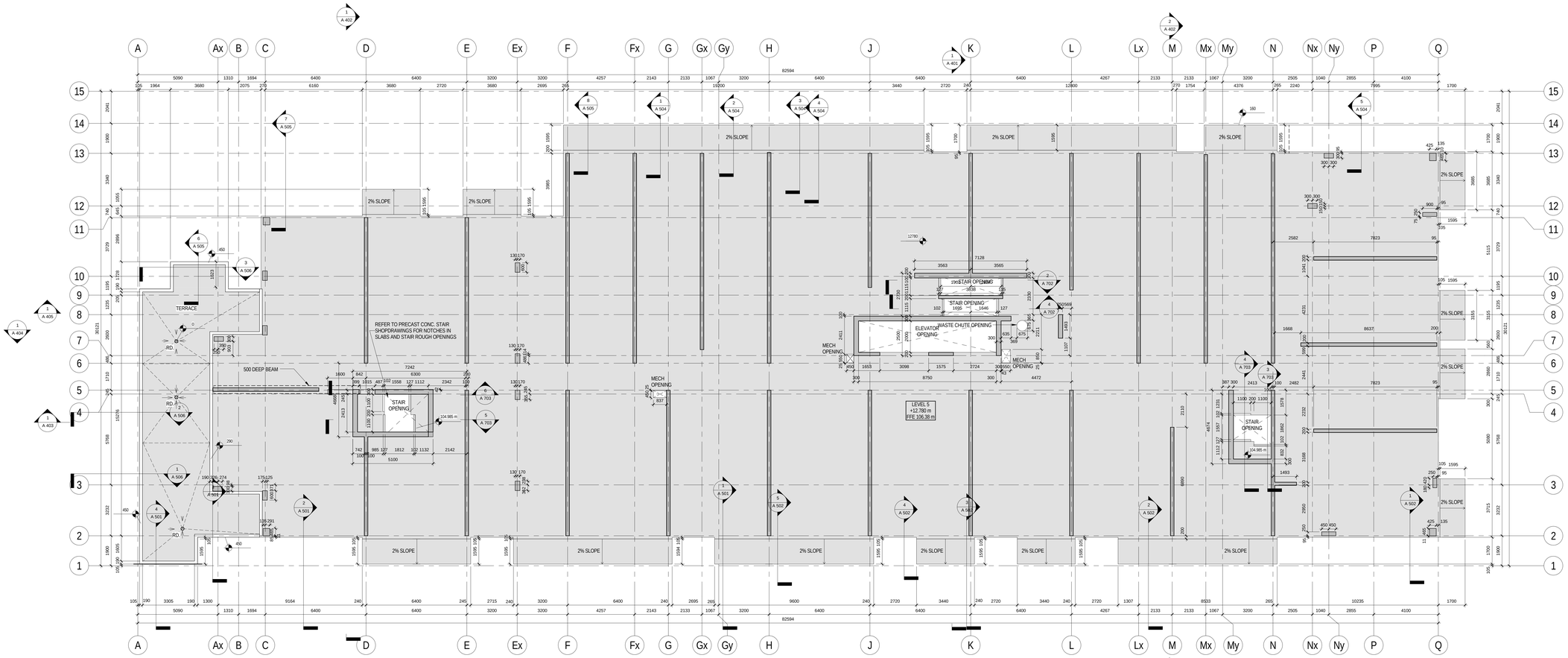

1 / A 255 Level 5 EOS
1 : 100

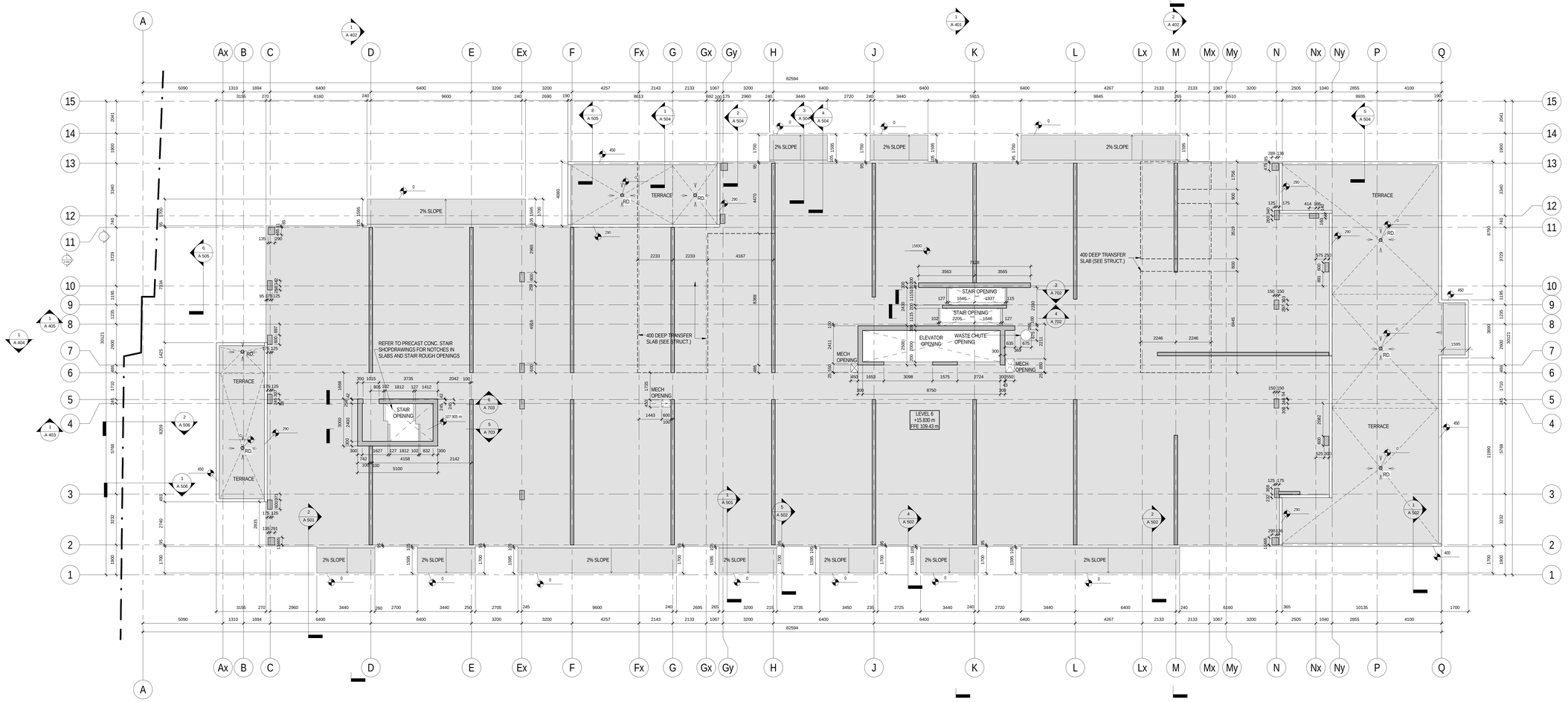

2 / A 255 Level 6 EOS
1 : 100

METRIC SCALE DRAWING
FIRST FLOOR ELEV. +93.60m

No.	ISSUED / REVISED FOR:	DATE:
1	Issued for Coordination	2013-04-11
2	Issued for Coordination	2014-06-23
3	Issued for Tender	2014-08-26
4	Issued for Tender	2014-09-22
5	Issued for Tender	2015-05-05

SQ ALEXANDRA PARK - BLOCK 11
38 CAMERON ST, TORONTO, ONTARIO M5T 2H2

project no:	12-115
scale:	1 : 100
drawn by:	TAI
reviewed by:	JH
date:	2014-09-22

Teeple Architects
5 CAMERON STREET TORONTO, ONTARIO
416.368.5544 TEL FAX 416.368.1135
INFO@TEEPLEARCH.COM

LEVEL 5 & 6 EOS PLAN

A 255

All drawings, specifications, related documents and designs are the property of Teeple Architects Inc. and must be returned on request. Reproduction of the drawings, specifications, related documents and designs in whole or in part is strictly forbidden without the Architect's written consent.

This drawing, as an instrument of service, is provided by and is the property of Teeple Architects Inc. and shall be used only for the project shown and in accordance with the agreement between the client and contractor is responsible for the coordination and verification of all dimensions contained hereon and all measurements and conditions on the job shall be verified before work is begun. Any discrepancies or omissions shall be reported to the consultant in writing prior to the commencement of the work affected.

DO NOT SCALE THIS DRAWING

This drawing shall not be used for construction purposes unless countersigned

Teeple Architects Inc.

SPADINA QUEEN

TRIDEL®

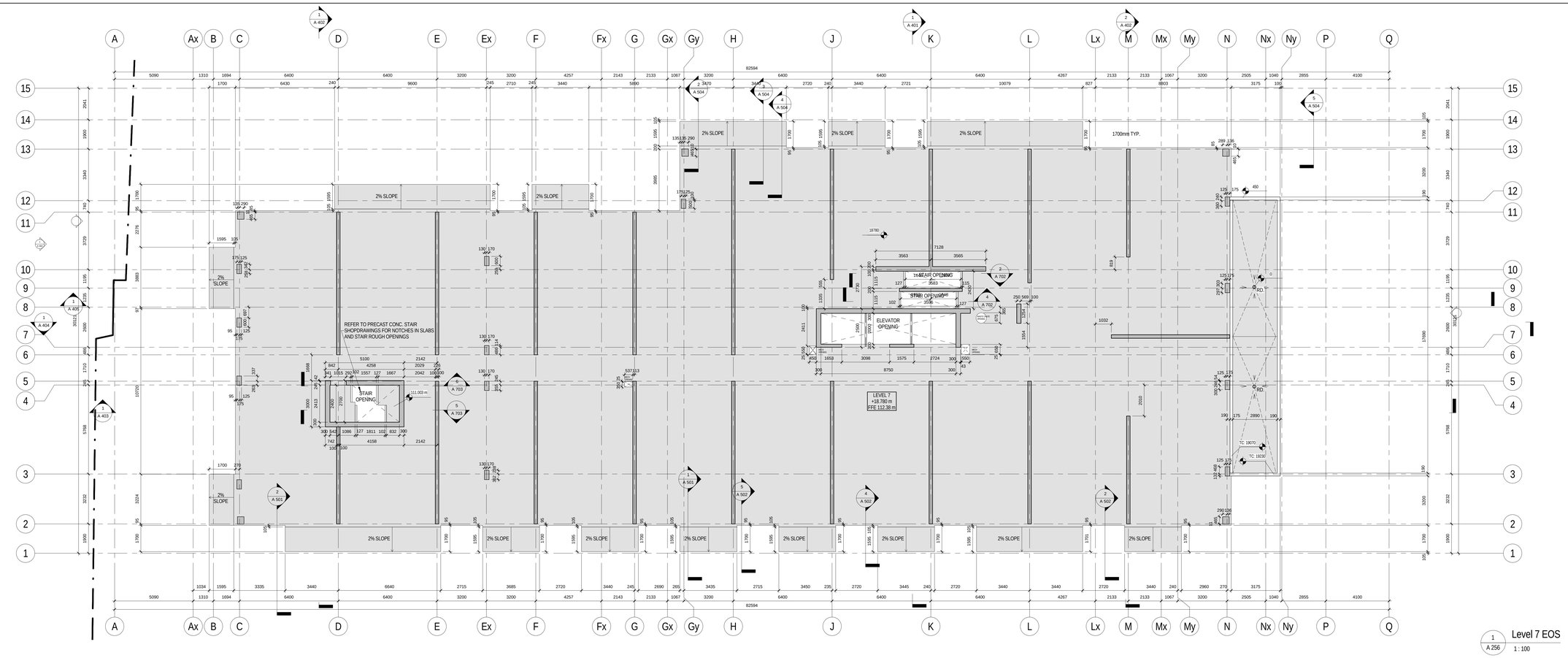

1 / A 256 Level 7 EOS 1 : 100

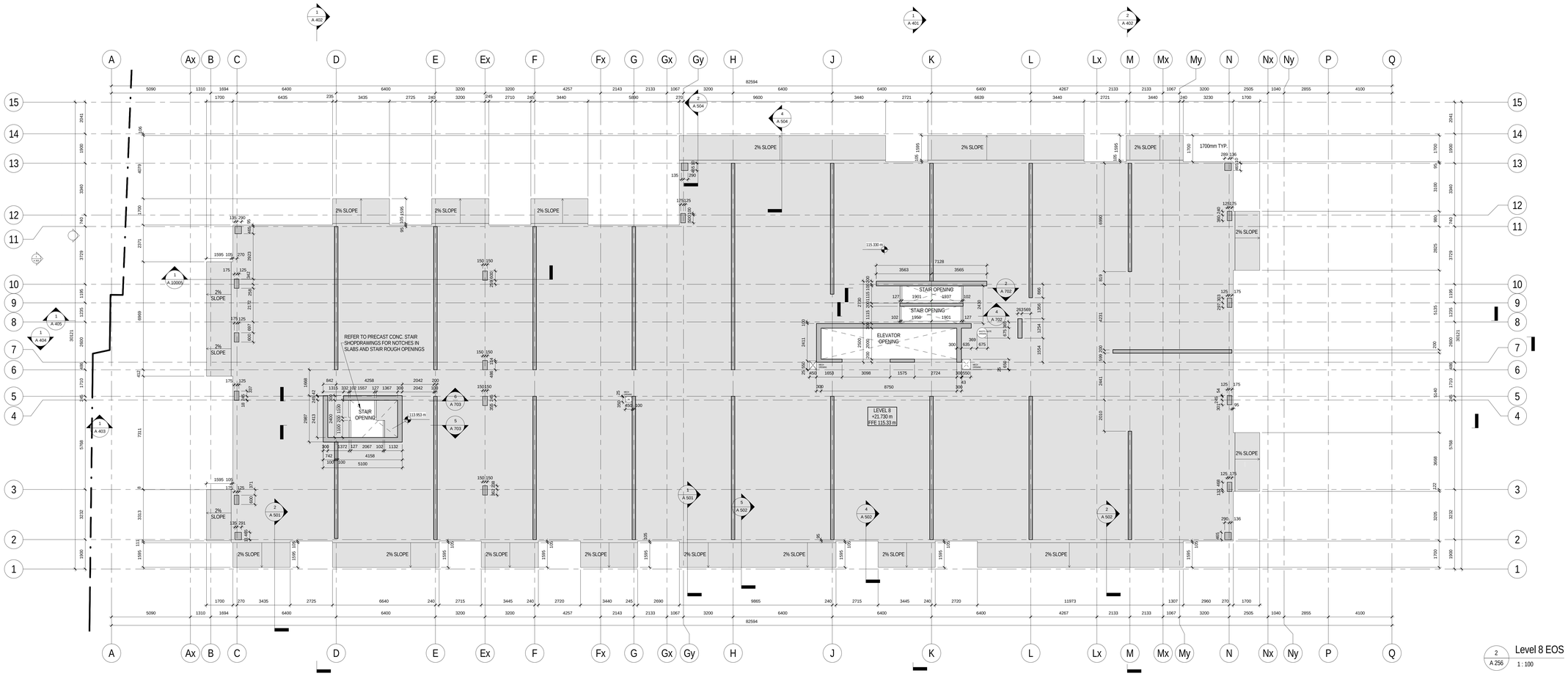

2 / A 256 Level 8 EOS 1 : 100

METRIC SCALE DRAWING

FIRST FLOOR ELEV. +93.60m

No.	ISSUED / REVISED FOR:	DATE:
1	Issued for Coordination	2014-06-23
2	Issued for Tender	2014-08-29
3	Issued for Tender	2014-09-22
4	Issued for Tender	2015-05-05

SQ ALEXANDRA PARK - BLOCK 11

38 CAMERON ST, TORONTO, ONTARIO M5T 2H2

project no:	12-115
scale:	1 : 100
drawn by:	TJU
reviewed by:	JH
date:	2014-09-22

Teeple Architects

5 CAMERON STREET TORONTO, ONTARIO
416-598-0504 TEL INFO@TEEPLEARCH.COM FAX 416-598-1755

LEVEL 7 & 8 EOS PLAN

A 256

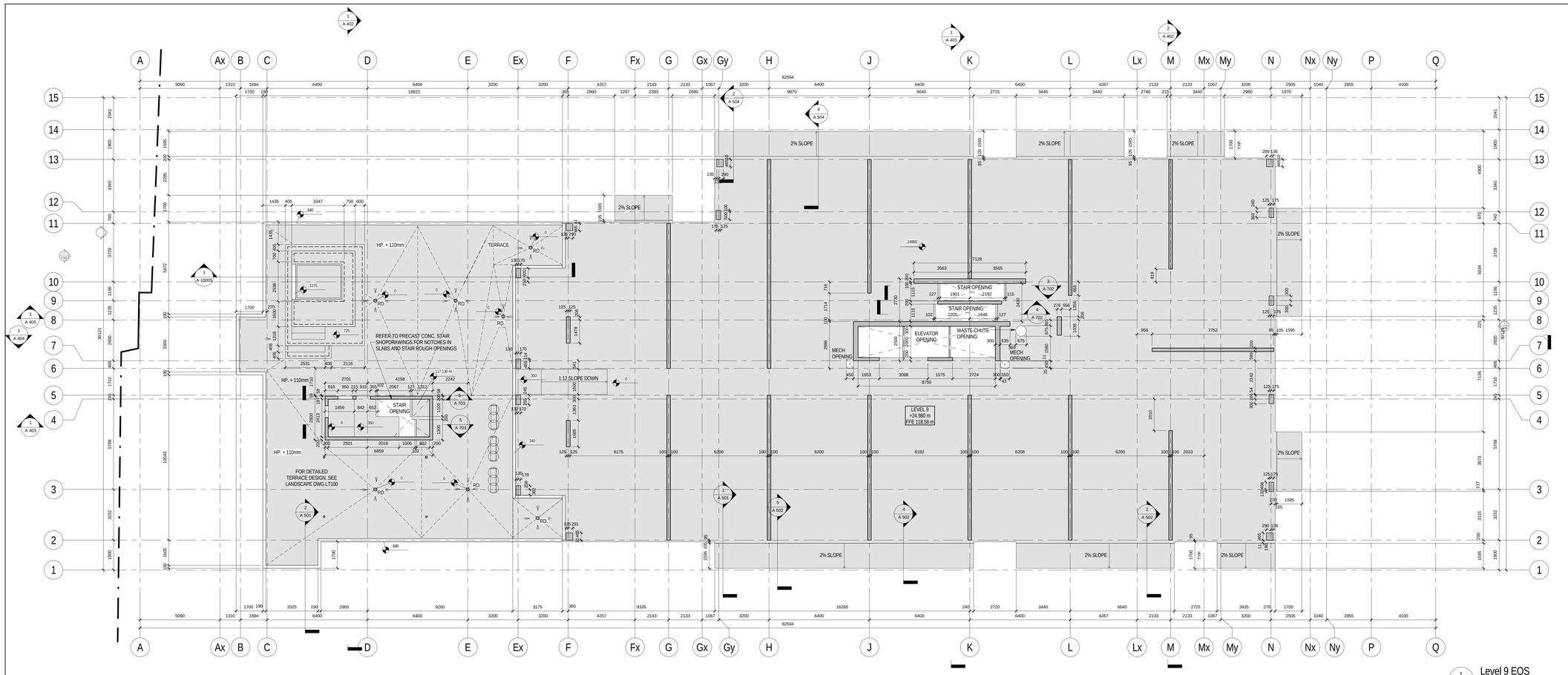

1 A 257 Level 9 EOS
1 : 100

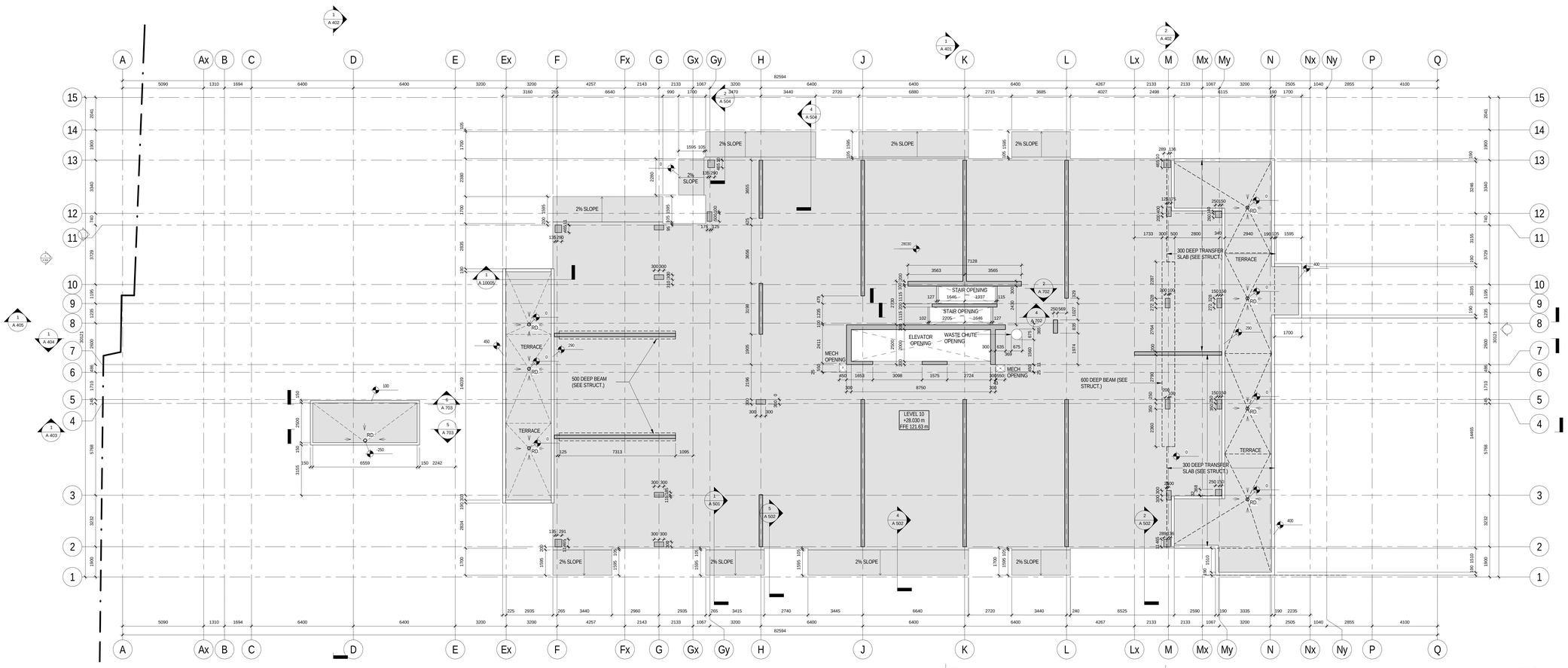

2 A 257 Level 10 EOS
1 : 100

All drawings, specifications, related documents and design are the property of Teeple Architects Inc. and are protected by copyright. Reproduction of the drawings, specifications, related documents and design in whole or in part is strictly forbidden without the architects written consent.

This drawing, as an instrument of service, is provided by and is the property of Teeple Architects Inc. and shall be used only for the project shown and in accordance with the agreement between the client and contractor is responsible for the coordination and verification of all dimensions contained hereon and all measurements and conditions on the job shall be verified before work is begun. Report any shop drawings any discrepancies to the consultant in writing prior to the commencement of the work shown.

DO NOT SCALE THIS DRAWING

This drawing shall not be used for construction purposes unless countersigned

Teeple Architects Inc.

SPADINA QUEEN
TRIDEL®

METRIC SCALE DRAWING
FIRST FLOOR ELEV. +93.60m

No.	ISSUED / REVISED FOR:	DATE:
1	Issued for Coordination	2014-06-23
2	Issued for Tender	2014-08-26
3	Issued for Tender	2014-09-22
4	Issued for Tender	2015-05-05

SQ ALEXANDRA PARK - BLOCK 11
38 CAMERON ST, TORONTO, ONTARIO M5T 2H2

project no:	12-115
scale:	1 : 100
drawn by:	TAI
reviewed by:	JH
date:	2014-09-22

Teeple Architects
5 CAMERON STREET TORONTO, ONTARIO
416-598-0504 TEL M5T3E5@TEEPLEARCH.COM FAX 416-598-2755

LEVEL 9 & 10 EOS PLAN

A 257

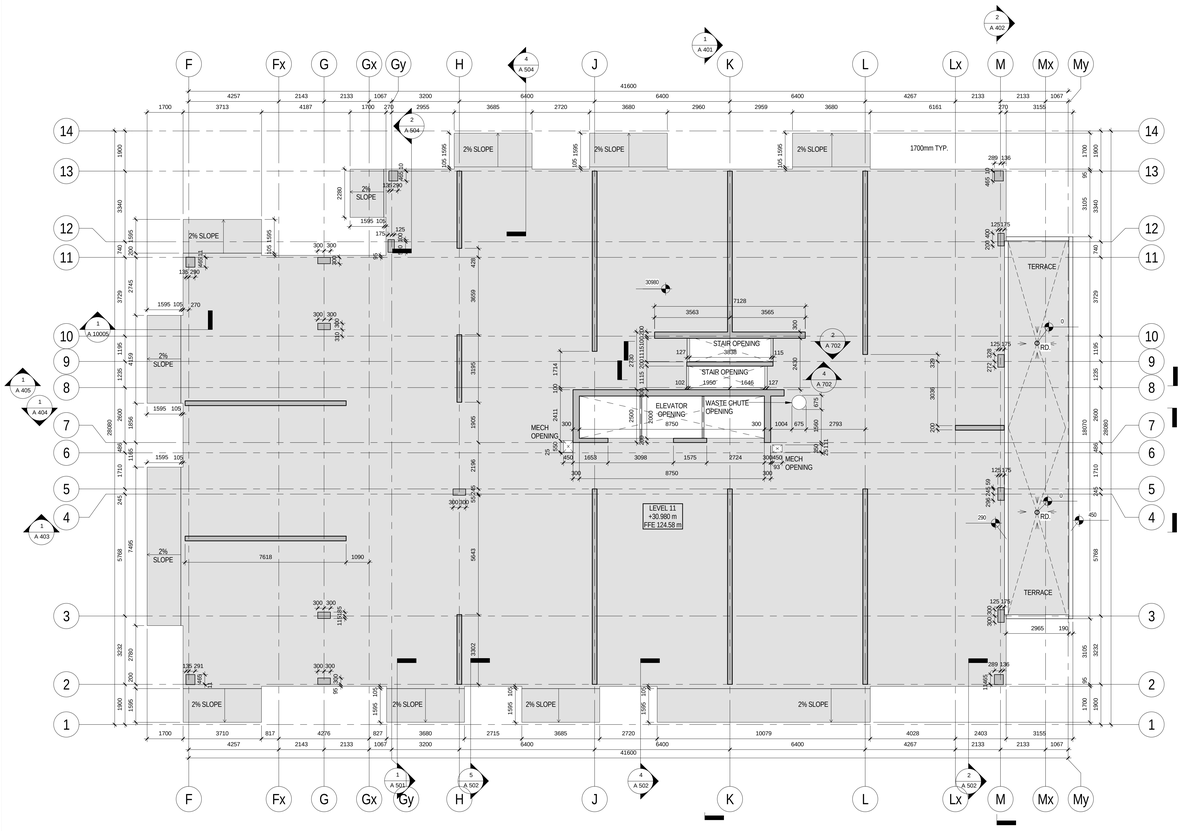

1 A 258 Level 11 EOS
1 : 100

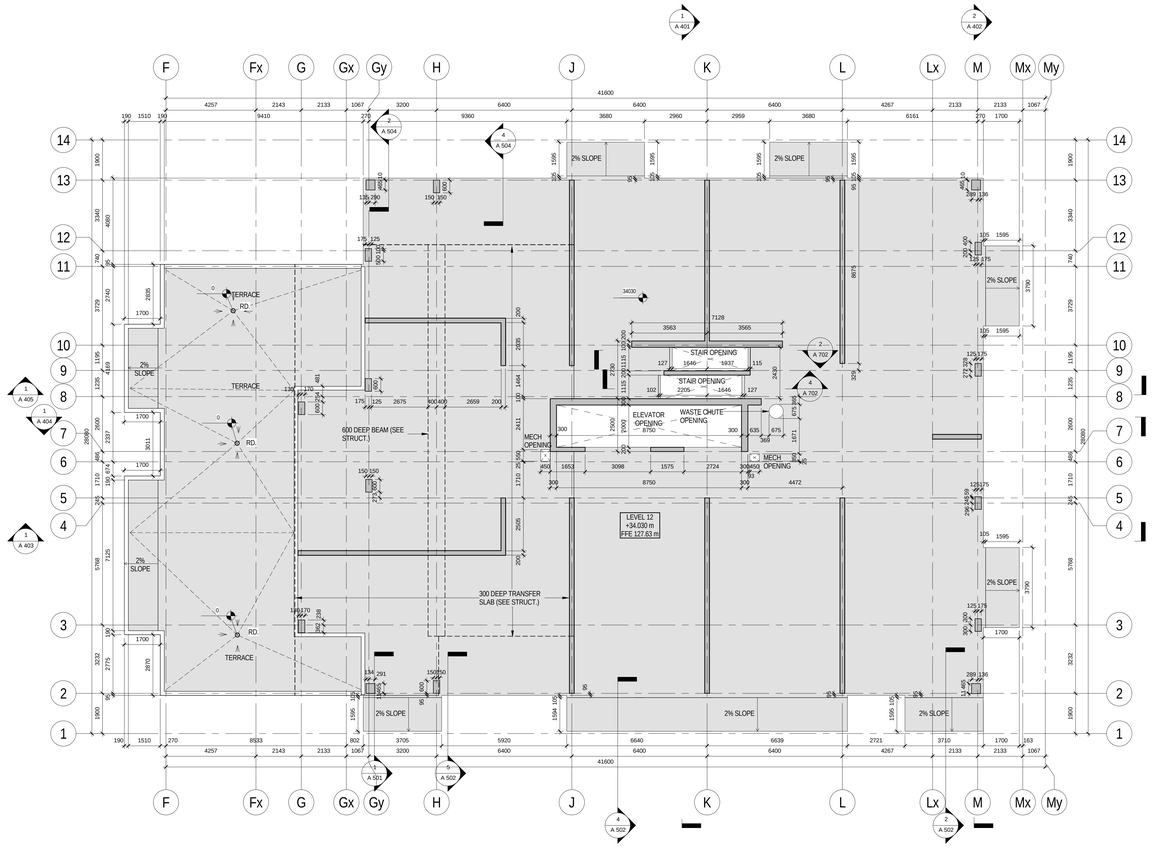

2 A 258 Level 12 EOS
1 : 100

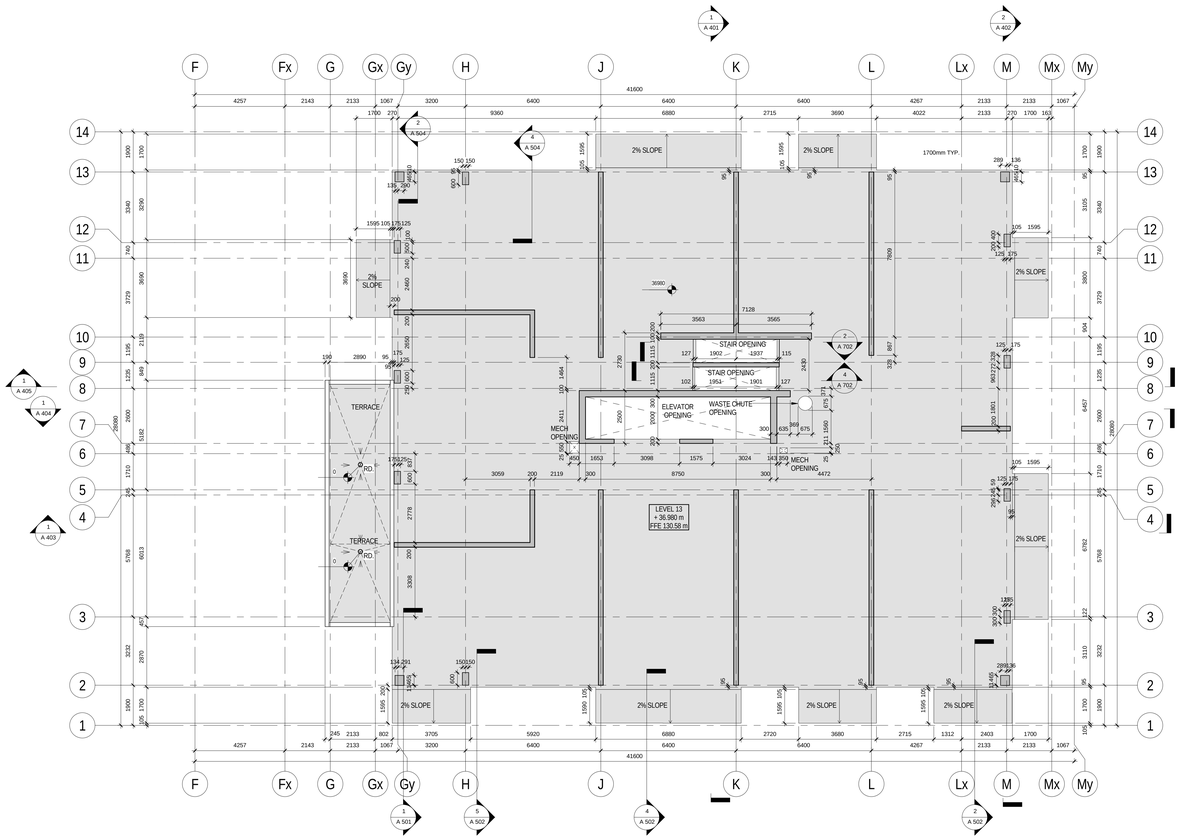

3 A 258 Level 13 EOS
1 : 100

All drawings, specifications, related documents and designs are the property of Teeple Architects Inc. and are protected by copyright. Reproduction of the drawings, specifications, related documents and designs in whole or in part is strictly forbidden without the architects written consent.

This drawing, as an instrument of service, is provided by and is the property of Teeple Architects Inc. and shall be used only for the project shown and in accordance with the agreement between Teeple and the contractor is responsible for the coordination and verification of all dimensions contained herein and all measurements and conditions on the job shall be reported to Teeple Architects Inc. immediately that such are discrepancies in the information in writing prior to the commencement of the work.

DO NOT SCALE THIS DRAWING

This drawing shall not be used for construction purposes unless countersigned

Teeple Architects Inc.

SPADINA QUEEN

TRIDEL®

METRIC SCALE DRAWING
FIRST FLOOR ELEV. +93.60m

No.	ISSUED / REVISED FOR:	DATE:
1	Issued for Coordination	2014-06-23
2	Issued for Tender	2014-08-26
3	Issued for Tender	2014-09-22
4	Issued for Tender	2015-05-05

SQ ALEXANDRA PARK - BLOCK 11
38 CAMERON ST, TORONTO, ONTARIO M5T 2H2

project no:	12-115
scale:	1 : 100
drawn by:	TAI
reviewed by:	JH
date:	2014-09-22

Teeple Architects

5 CAMERON STREET
416-598-0844 TEL
M5T/5T5 EAST/OUEST
TORONTO, ONTARIO
416-598-0845 FAX

LEVEL 11, 12 & 13 EOS PLAN

A 258

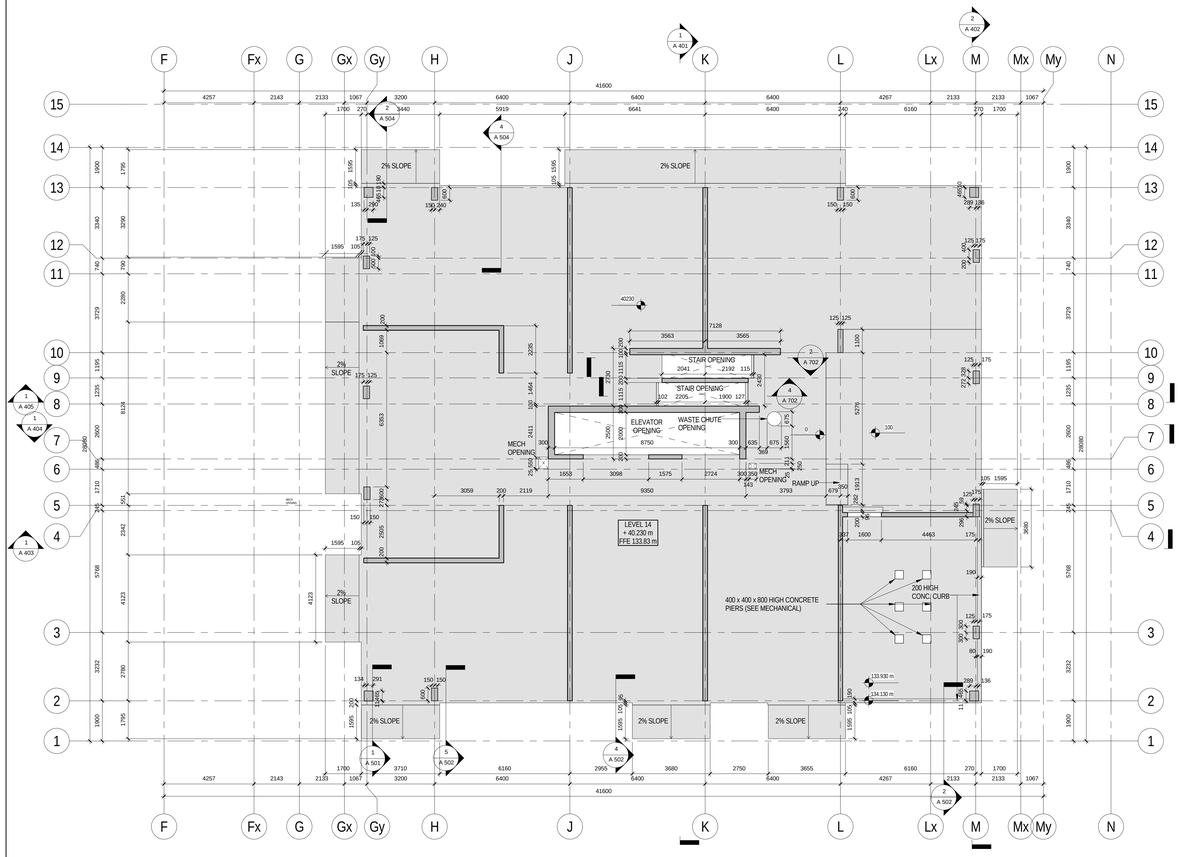

1 A 259 Level 14 EOS
1 : 100

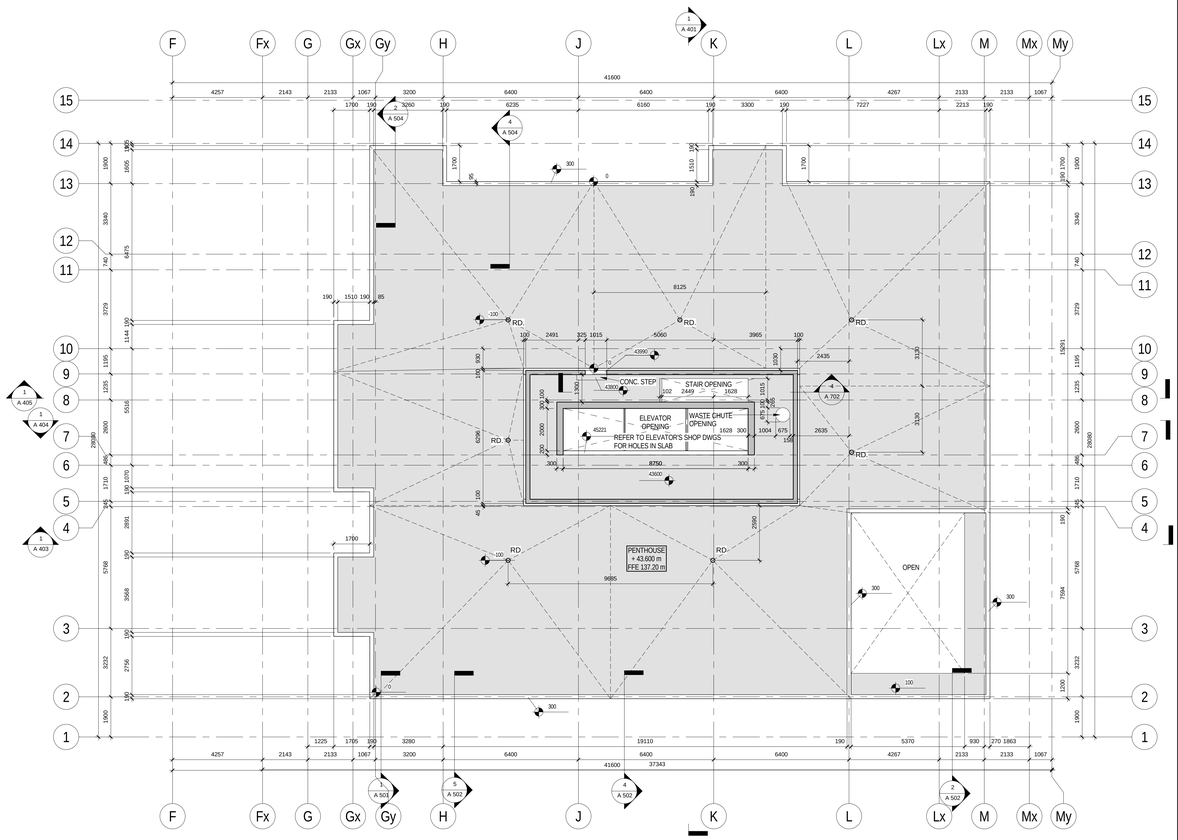

2 A 259 PENTHOUSE EOS
1 : 100

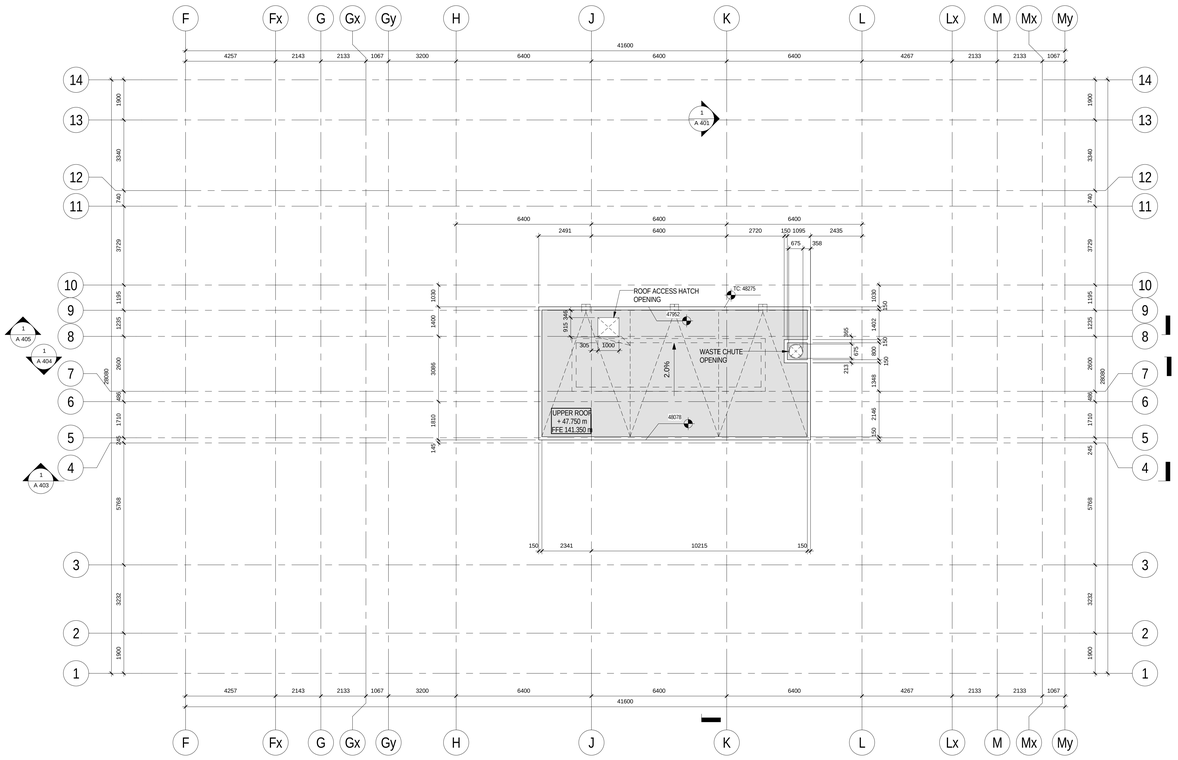

3 A 259 UPPER ROOF. EOS
1 : 100

All drawings, specifications, related documents and designs are the property of Teeple Architects Inc. and are protected by copyright. Reproduction of the drawings, specifications, related documents and designs in whole or in part is strictly forbidden without the architects written consent.

This drawing, as an instrument of service, is provided to and is the property of Teeple Architects Inc. and shall be used only for the project shown and in accordance with the agreement between Teeple Architects and its client. The contractor is responsible for the coordination and verification of all dimensions contained hereon and all measurements and conditions on the job shall be verified before proceeding. Any errors or omissions shall be reported to the consultant in writing prior to the commencement of the affected work.

DO NOT SCALE THIS DRAWING

This drawing shall not be used for construction purposes unless countersigned

Teeple Architects Inc.

SPADINA QUEEN

TRIDEL®

METRIC SCALE DRAWING
FIRST FLOOR ELEV. +93.60m

No.	ISSUED / REVISED FOR:	DATE:
1	Issued for Coordination	2014-06-23
2	Issued for Tender	2014-08-26
3	Issued for Tender	2014-09-22
4	Issued for Tender	2015-05-05

SQ ALEXANDRA PARK - BLOCK 11
38 CAMERON ST, TORONTO, ONTARIO M5T 2H2

project no:	12-115
scale:	1 : 100
drawn by:	TAI
reviewed by:	JH
date:	2014-09-22

Teeple Architects

5 CAMERON STREET
416.598.0240 TEL
M5T1S7@TEEPLEARCH.COM
TORONTO, ONTARIO
CANADA M5B 2T5

LEVEL 14, PH & UPPER ROOF EOS PLAN

A 259

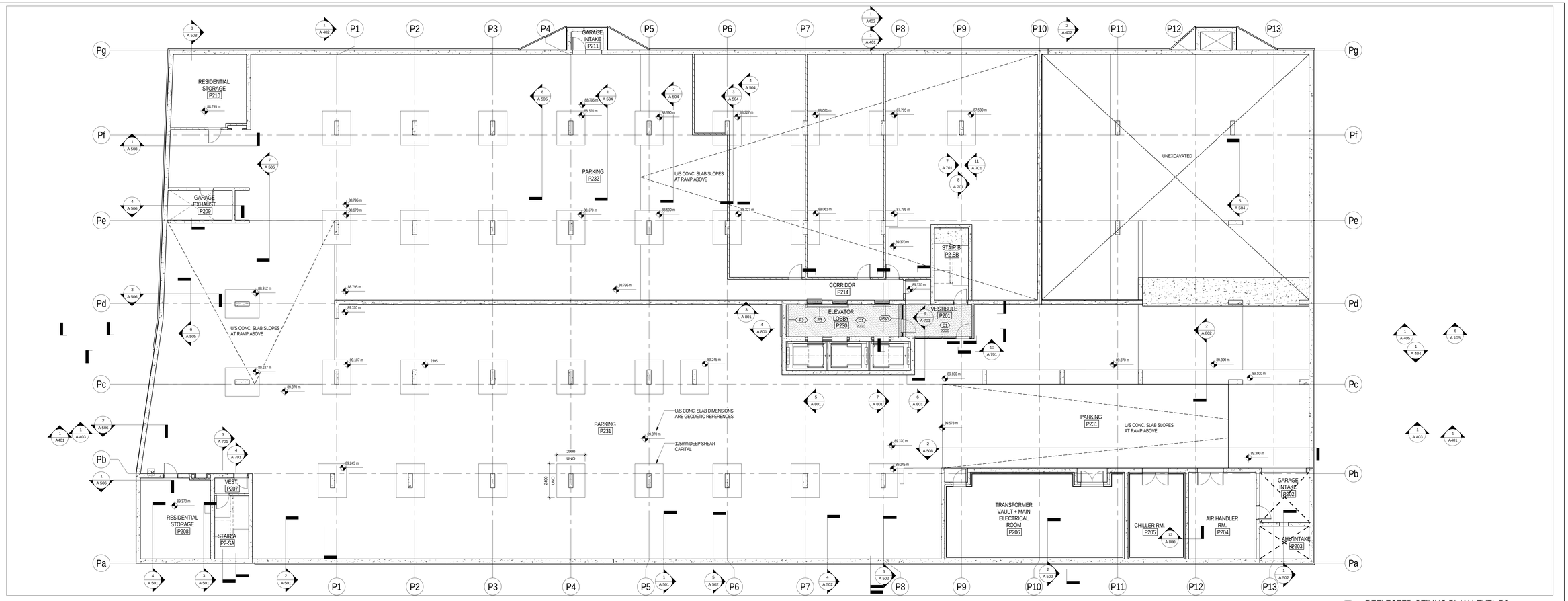

2 A 260 REFLECTED CEILING PLAN LEVEL P2
1 : 100

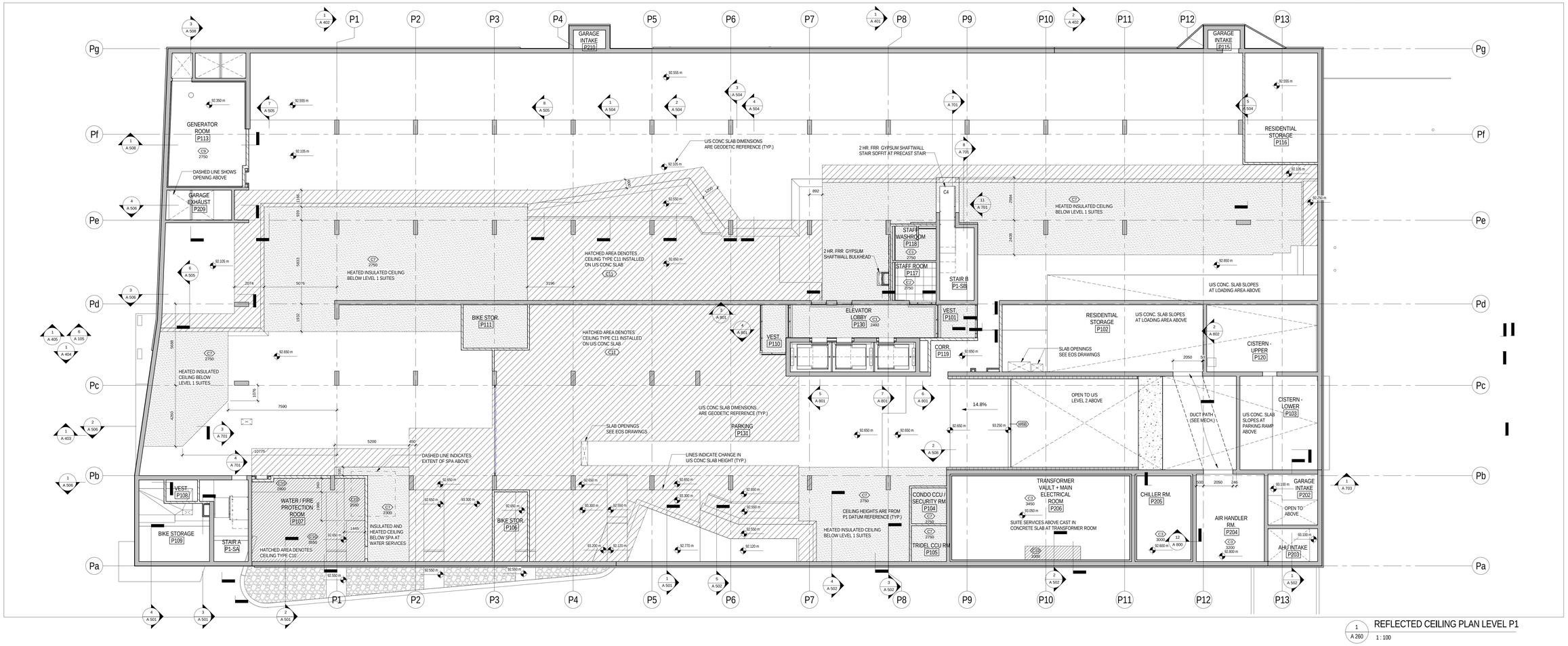

1 A 260 REFLECTED CEILING PLAN LEVEL P1
1 : 100

All drawings, specifications, related documents and design are the property of Teeple Architects Inc. and are protected by copyright. Reproduction of the drawings, specifications, related documents and design in whole or in part is strictly forbidden without the architects written consent.

This drawing, as an instrument of service, is provided by and is the property of Teeple Architects Inc. and shall be used only for the project shown and in connection with this project. Contractor shall verify and contractor is responsible for the coordination and verification of all dimensions contained hereon and all measurements and conditions on the job before commencing work. Contractor to report to the consultant any discrepancies in the consultant in writing prior to the commencement of the work.

DO NOT SCALE THIS DRAWING

This drawing shall not be used for construction purposes unless countersigned

Teeple Architects Inc.

SPADINA + QUEEN

TRIDEL®

METRIC SCALE DRAWING

FIRST FLOOR ELEV. +93.60m

No.	ISSUED / REVISED FOR:	DATE:
1	Issued for ASI 01	2015-03-05
2	Issued for Construction	2015-04-29
3	Issued for ASI 03	2015-05-04
4	Issued for Tender	2015-05-05

SQ ALEXANDRA PARK - BLOCK 11

38 CAMERON ST, TORONTO, ONTARIO M5T 2H2

project no:	12-115
scale:	1 : 100
drawn by:	Author
reviewed by:	Checker
date:	10/23/14

Teeple Architects

5 CAMERON STREET 416-598-0504 TEL
TORONTO, ONTARIO M5T 1A1 INFO@TEEPLEARCHITECTS.COM FAX 416-598-0755

RCP P1 & P2

A 260

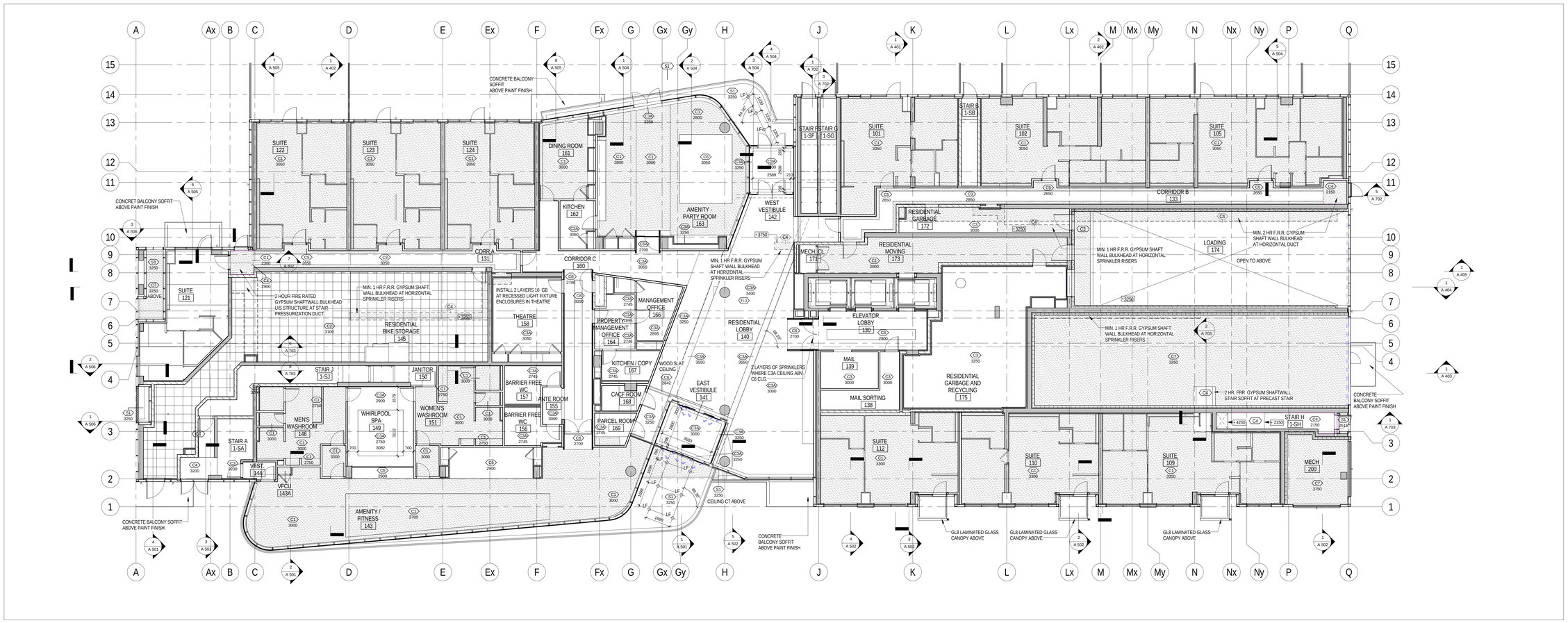

2 A 261 REFLECTED CEILING PLAN LEVEL 1
1 : 100

1 A 261 REFLECTED CEILING PLAN LEVEL 2
1 : 100

All drawings, specifications, related documents and design are the property of Teeple Architects Inc. and are protected by copyright. Reproduction of the drawings, specifications, related documents and design in whole or in part is strictly forbidden without the architect's written consent.

This drawing, as an instrument of service, is provided by and is the property of Teeple Architects Inc. and shall be used only for the project for which it was prepared. The consultant, subconsultant, or the contractor is responsible for the coordination and verification of all dimensions contained hereon and all measurements and conditions on the site prior to commencement of work. Do not scale drawings. Report any discrepancies to the consultant in writing prior to the commencement of affected work.

DO NOT SCALE THIS DRAWING

This drawing shall not be used for construction purposes unless countersigned

Teeple Architects Inc.

SPADINA QUEEN
TRIDEL

METRIC SCALE DRAWING
FIRST FLOOR ELEV. +93.60m

No.	ISSUED / REVISED FOR:	DATE:
1	Issued for 50% Completion	2014-05-23
2	Issued for Permit	2014-05-30
3	Issued for Coordination	2014-06-23
4	Reissued for Permit	2014-07-10
5	Reissued for Permit	2014-08-22
6	Issued for Tender	2014-08-26
7	Issued for Tender	2014-09-22
8	Issued for Construction	2015-04-29
9	Issued for ASI 03	2015-05-04
10	Issued for Tender	2015-05-05

SQ ALEXANDRA PARK - BLOCK 11
38 CAMERON ST, TORONTO, ONTARIO M5T 2H2

project no:	12-115
scale:	As indicated
drawn by:	AS
reviewed by:	JH
date:	2014-09-22

Teeple Architects
5 CAMERON STREET TORONTO, ONTARIO
416.598.0422 FAX 416.598.0422 info@teeplearchitects.com

RCP GROUND & LV 2

A 261

PAINTED BULKHEAD IN SUITES
AT 2290mm AFF
UNLESS NOTED OTHERWISE

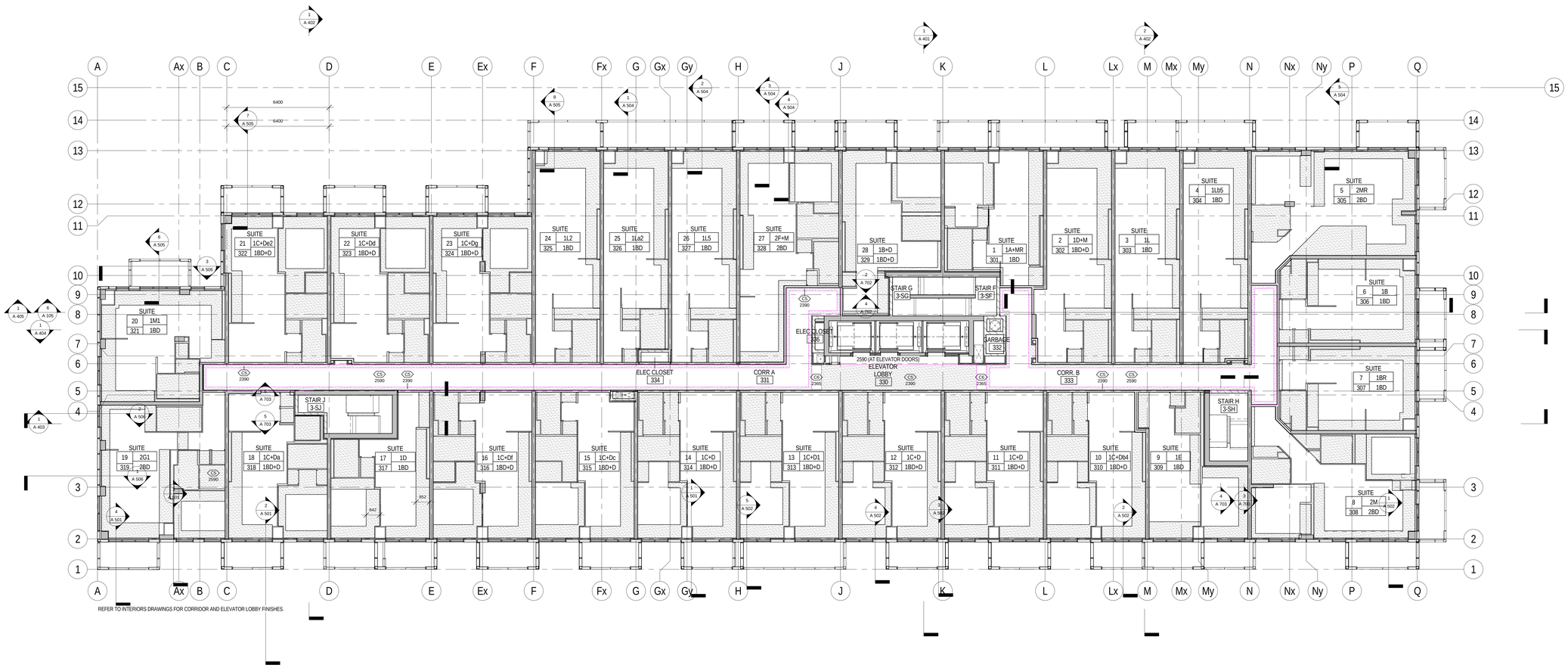

1 / A 262 REFLECTED CEILING PLAN LEVEL 3
1 : 100

All drawings, specifications, related documents and design are the property and copyright of Teeple Architects Inc. Reproduction or Reproduction of the drawings, specifications, related documents and design in whole or in part is strictly forbidden without the architect's written consent.

This drawing, as an instrument of service, is provided by and is the property of Teeple Architects Inc. and shall be used only for the project shown and in accordance with the agreement between the client and contractor is responsible for the coordination and verification of all dimensions contained hereon and all measurements and conditions on site prior to commencement of work. Any errors, omissions or shall report any discrepancies to the consultant in writing prior to the commencement of work affected.

DO NOT SCALE THIS DRAWING

This drawing shall not be used for construction purposes unless countersigned

Teeple Architects Inc.

SPADINA QUEEN
TRIDEL®

METRIC SCALE DRAWING
FIRST FLOOR ELEV. +93.60m

No.	ISSUED / REVISED FOR:	DATE:
1	Issued for Tender	2015-05-05

SQ ALEXANDRA PARK - BLOCK 11
38 CAMERON ST, TORONTO, ONTARIO M5T 2H2

project no:	12-115
scale:	As indicated
drawn by:	Author
reviewed by:	Checker
date:	10/23/14

Teeple Architects
5 CAMERON STREET TORONTO, ONTARIO
416-598-0554-TEL FAX-416-598-1705
INFO@TEEPLEARCH.COM

RCP LEVEL 3

A 262

MATERIALS LEGEND

MTL1	SILVER METAL PANEL CLADDING
MTL2	DARK METALLIC GRAY METAL PANEL CLADDING
MTL3	YELLOW METAL PANEL CLADDING
MTL4	DARK GREY WINDOW WALL FRAME / LOUVER
GL1	CLEAR GLAZING IN DARK GREY WINDOW WALL FRAMES
GL2	TRANSLUCENT GLAZING IN DARK GREY WINDOW WALL FRAMES
GL3	CLEAR GLASS BALCONY GUARD WITH MTL1 SILVER FRAME
GL4	VERTICAL DOUBLE GLAZED CHANNEL GLASS
GL4A	VERTICAL SINGLLE GLAZED CHANNEL GLASS
GL5	CLEAR GLAZING IN DARK GREY WINDOW WALL FRAMES
GL6	WINDOW WALL SHADOW BOX DARK GREY SPANDREL
GL7	WINDOW WALL SHADOW BOX WHITE SPANDREL
GL8	LAMINATED TEMPERED GLASS WITH WHITE TRANSLUCENT INTERLAYER
CON1	EXPOSED ARCHITECTURAL CONCRETE

INDICATES GLAZING TO RECIEVE BIRD FRIENDLY FRIT PATTERN

"BIRD FRIENDLY" REQUIREMENTS FOR GLAZING

NOTE: TRANSPARENT GLAZING FOR THE FIRST 12M ABOVE GRADE AND ADJACENT TO PLANTED AREAS TO RECEIVE BIRD FRIENDLY FRIT PATTERN BETWEEN 10 AND 28 CM DENSITY IN CONFORMANCE WITH TORONTO GREEN STANDARDS.
GLAZING THAT OCCURS WITHIN SEMI-ENCLOSED BALCONIES WILL USE SHADING TO MEET BIRD-FRIENDLY REQUIRMENTS. SEE SHADOWS ON DRAWINGS A300-A310
GL4 GLAZING IN AMENITY AREAS TO BE TRANSLUCENT CHANNEL GLASS
GL2 TO BE TRANSLUCENT GLAZING

UNDERSIDES OF EXPOSED CONCRETE BALCONIES TO BE PAINTED WHITE

1 / A 301 EAST ELEVATION
1 : 100

All drawings, specifications, related documents and designs are the property of Teeple Architects Inc. and must be returned on request. Reproduction of the drawings, specifications, related documents and designs in whole or in part is strictly forbidden without the architect's written consent.

This drawing, as an instrument of service, is provided by and is the property of Teeple Architects Inc. and shall be used only for the project shown and in accordance with the agreement between the client and contractor is responsible for the coordination and verification of all dimensions contained hereon and all measurements and conditions on the site pertinent to the performance of the work. Report any that report any discrepancies to the consultant in writing prior to the commencement of affected work.

DO NOT SCALE THIS DRAWING

This drawing shall not be used for construction purposes unless countersigned

Teeple Architects Inc.

SPADINA ▸ QUEEN

TRIDEL®

METRIC SCALE DRAWING
FIRST FLOOR ELEV. +93.60m

No.	ISSUED / REVISED FOR:	DATE:
1	Issued for SPA	2013-03-26
2	Issued for Coordination	2013-04-11
3	Issued for Coordination	2013-04-17
4	Reissued for SPA	2014-01-10
5	Issued for Coordination	2014-03-28
6	Issued for Elevator Tender	2014-04-07
7	Issued for Coordination	2014-06-02
8	Issued for 50% Completion	2014-05-23
9	Issued for Permit	2014-05-30
10	Issued for Coordination	2014-06-23
11	Reissued for Permit	2014-07-10
12	Reissued for Permit	2014-08-22
13	Issued for Tender	2014-08-26
14	Issued for Tender	2014-09-22
15	Reissued for SPA	2014-10-23
16	Issued for Tender	2015-05-05

SQ ALEXANDRA PARK - BLOCK 11
38 CAMERON ST, TORONTO, ONTARIO M5T 2H2

project no:	12-115
scale:	As indicated
drawn by:	TAI
reviewed by:	JH
date:	2014-09-22

Teeple Architects
5 CAMERON STREET 416-598-0554 TEL | INFO@TEEPLEARCH.COM | TORONTO, ONTARIO M5T 1T6 FAX 416-598-1755

EAST ELEVATION

A 301

MATERIALS LEGEND

MTL1	SILVER METAL PANEL CLADDING
MTL2	DARK METALLIC GRAY METAL PANEL CLADDING
MTL3	YELLOW METAL PANEL CLADDING
MTL4	DARK GREY WINDOW WALL FRAME / LOUVER
GL1	CLEAR GLAZING IN DARK GREY WINDOW WALL FRAMES
GL2	TRANSLUCENT GLAZING IN DARK GREY WINDOW WALL FRAMES
GL3	CLEAR GLASS BALCONY GUARD WITH MTL1 SILVER FRAME
GL4	VERTICAL DOUBLE GLAZED CHANNEL GLASS
GL4A	VERTICAL SINGLLE GLAZED CHANNEL GLASS
GL5	CLEAR GLAZING IN DARK GREY WINDOW WALL FRAMES
GL6	WINDOW WALL SHADOW BOX DARK GREY SPANDREL
GL7	WINDOW WALL SHADOW BOX WHITE SPANDREL
GL8	LAMINATED TEMPERED GLASS WITH WHITE TRANSLUCENT INTERLAYER
CON1	EXPOSED ARCHITECTURAL CONCRETE

INDICATES GLAZING TO RECIEVE BIRD FRIENDLY FRIT PATTERN

"BIRD FRIENDLY" REQUIREMENTS FOR GLAZING

NOTE: TRANSPARENT GLAZING FOR THE FIRST 12M ABOVE GRADE AND ADJACENT TO PLANTED AREAS TO RECEIVE BIRD FRIENDLY FRIT PATTERN BETWEEN 10 AND 28 CM DENSITY IN CONFORMANCE WITH TORONTO GREEN STANDARDS.
GLAZING THAT OCCURS WITHIN SEMI-ENCLOSED BALCONIES WILL USE SHADING TO MEET BIRD-FRIENDLY REQUIRMENTS. SEE SHADOWS ON DRAWINGS A208-A310
GL4 GLAZING IN AMENITY AREAS TO BE TRANSLUCENT CHANNEL GLASS
GL2 TO BE TRANSLUCENT GLAZING

UNDERSIDES OF EXPOSED CONCRETE BALCONIES TO BE PAINTED WHITE



1 / A 302 WEST ELEVATION
1 : 100

All drawings, specifications, related documents and designs are the property of Teeple Architects Inc. and shall be used only for the project shown on the drawing. Reproduction of the drawings, specifications, related documents and designs in whole or in part is strictly forbidden without the architect's written consent.

This drawing, as an instrument of service, is provided by and is the property of Teeple Architects Inc. and shall be used only for the project shown on the drawing. The contractor shall verify and accept responsibility for the coordination and verification of all dimensions contained hereon and all measurements and conditions on the job before commencing work. Report to the architect any that report are discrepancies to the consultant in writing prior to the commencement of affected work.

DO NOT SCALE THIS DRAWING

This drawing shall not be used for construction purposes unless countersigned

Teeple Architects Inc.

SPADINA QUEEN
TRIDEL®

METRIC SCALE DRAWING
FIRST FLOOR ELEV. +93.60m

No.	ISSUED / REVISED FOR:	DATE:
1	Issued for SPA	2013-03-26
2	Issued for Coordination	2013-04-11
3	Issued for Coordination	2013-04-17
4	Reissued for SPA	2014-01-10
5	Issued for Coordination	2014-03-28
6	Issued for Elevator Tender	2014-04-07
7	Issued for Coordination	2014-06-02
8	Issued for 50% Completion	2014-05-23
9	Issued for Permit	2014-05-30
10	Issued for Coordination	2014-06-23
11	Reissued for Permit	2014-07-10
12	Reissued for Permit	2014-08-22
13	Issued for Tender	2014-08-26
14	Issued for Tender	2014-09-22
15	Reissued for SPA	2014-10-23
16	Issued for Tender	2015-05-05

SQ ALEXANDRA PARK - BLOCK 11
38 CAMERON ST, TORONTO, ONTARIO M5T 2H2

project no:	12-115
scale:	As indicated
drawn by:	TAI
reviewed by:	JH
date:	2014-09-22

Teeple Architects
5 CAMERON STREET TORONTO, ONTARIO
416-598-054 TEL INFO@TEEPLEARCH.COM FAX 416-598-1755

WEST ELEVATION

A 302

MATERIALS LEGEND

MTL1	SILVER METAL PANEL CLADDING
MTL2	DARK METALLIC GRAY METAL PANEL CLADDING
MTL3	YELLOW METAL PANEL CLADDING
MTL4	DARK GREY WINDOW WALL FRAME / LOUVER
GL1	CLEAR GLAZING IN DARK GREY WINDOW WALL FRAMES
GL2	TRANSLUCENT GLAZING IN DARK GREY WINDOW WALL FRAMES
GL3	CLEAR GLASS BALCONY GUARD WITH MTL1 SILVER FRAME
GL4	VERTICAL DOUBLE GLAZED CHANNEL GLASS
GL4A	VERTICAL SINGLLE GLAZED CHANNEL GLASS
GL5	CLEAR GLAZING IN DARK GREY WINDOW WALL FRAMES
GL6	WINDOW WALL SHADOW BOX DARK GREY SPANDREL
GL7	WINDOW WALL SHADOW BOX WHITE SPANDREL
GL8	LAMINATED TEMPERED GLASS WITH WHITE TRANSLUCENT INTERLAYER
CON1	EXPOSED ARCHITECTURAL CONCRETE

INDICATES GLAZING TO RECIEVE BIRD FRIENDLY FRIT PATTERN

"BIRD FRIENDLY" REQUIREMENTS FOR GLAZING

NOTE: TRANSPARENT GLAZING FOR THE FIRST 12M ABOVE GRADE AND ADJACENT TO PLANTED AREAS TO RECEIVE BIRD FRIENDLY FRIT PATTERN BETWEEN 10 AND 28 CM DENSITY IN CONFORMANCE WITH TORONTO GREEN STANDARDS.
GLAZING THAT OCCURS WITHIN SEMI-ENCLOSED BALCONIES WILL USE SHADING TO MEET BIRD-FRIENDLY REQUIRMENTS. SEE SHADOWS ON DRAWINGS A206-A310
GL4 GLAZING IN AMENITY AREAS TO BE TRANSLUCENT CHANNEL GLASS
GL2 TO BE TRANSLUCENT GLAZING

UNDERSIDES OF EXPOSED CONCRETE BALCONIES TO BE PAINTED WHITE



SOUTH ELEVATION

All drawings, specifications, related documents and design are the property of Teeple Architects Inc. and are protected by copyright. Reproduction of the drawings, specifications, related documents and design in whole or in part is strictly forbidden without the architect's written consent.

This drawing, as an instrument of service, is provided by and is the property of Teeple Architects Inc. and shall be used only for the project shown and in accordance with the agreement between the client and contractor is responsible for the coordination and verification of all dimensions contained hereon and all measurements and conditions on the site prior to commencement of work. The architect must be informed of any discrepancies in the consultant in writing prior to the commencement of affected work.

DO NOT SCALE THIS DRAWING

This drawing shall not be used for construction purposes unless countersigned

Teeple Architects Inc.

SPADINA ✦ QUEEN

TRIDEL®

METRIC SCALE DRAWING

FIRST FLOOR ELEV. +93.60m

No.	ISSUED / REVISED FOR:	DATE:
1	Issued for SPA	2013-03-26
2	Issued for Coordination	2013-04-11
3	Issued for Coordination	2013-04-17
4	Reissued for SPA	2014-01-10
5	Issued for Coordination	2014-03-28
6	Issued for Elevator Tender	2014-04-07
7	Issued for Coordination	2014-06-02
8	Issued for 50% Completion	2014-05-23
9	Issued for Permit	2014-05-30
10	Issued for Coordination	2014-06-23
11	Reissued for Permit	2014-07-10
12	Reissued for Permit	2014-08-22
13	Issued for Tender	2014-08-26
14	Issued for Tender	2014-09-22
15	Reissued for SPA	2014-10-23
16	Issued for Tender	2015-05-05

SQ ALEXANDRA PARK - BLOCK 11

38 CAMERON ST, TORONTO, ONTARIO M5T 2H2

project no:	12-115
scale:	As indicated
drawn by:	TAI
reviewed by:	JH
date:	2014-09-22

Teeple Architects

5 CAMERON STREET TORONTO, ONTARIO
416.598.0504 TEL INFO@TEEPLEARCH.COM FAX 416.598.1755

SOUTH ELEVATION

A 303

MATERIALS LEGEND

MTL1	SILVER METAL PANEL CLADDING
MTL2	DARK METALLIC GRAY METAL PANEL CLADDING
MTL3	YELLOW METAL PANEL CLADDING
MTL4	DARK GREY WINDOW WALL FRAME / LOUVER
GL1	CLEAR GLAZING IN DARK GREY WINDOW WALL FRAMES
GL2	TRANSLUCENT GLAZING IN DARK GREY WINDOW WALL FRAMES
GL3	CLEAR GLASS BALCONY GUARD WITH MTL1 SILVER FRAME
GL4	VERTICAL DOUBLE GLAZED CHANNEL GLASS
GL4A	VERTICAL SINGLLE GLAZED CHANNEL GLASS
GL5	CLEAR GLAZING IN DARK GREY WINDOW WALL FRAMES
GL6	WINDOW WALL SHADOW BOX DARK GREY SPANDREL
GL7	WINDOW WALL SHADOW BOX WHITE SPANDREL
GL8	LAMINATED TEMPERED GLASS WITH WHITE TRANSLUCENT INTERLAYER
CON1	EXPOSED ARCHITECTURAL CONCRETE

INDICATES GLAZING TO RECIEVE BIRD FRIENDLY FRIT PATTERN

"BIRD FRIENDLY" REQUIREMENTS FOR GLAZING

NOTE: TRANSPARENT GLAZING FOR THE FIRST 12M ABOVE GRADE AND ADJACENT TO PLANTED AREAS TO RECEIVE BIRD FRIENDLY FRIT PATTERN BETWEEN 10 AND 28 CM DENSITY IN CONFORMANCE WITH TORONTO GREEN STANDARDS.
GLAZING THAT OCCURS WITHIN SEMI-ENCLOSED BALCONIES WILL USE SHADING TO MEET BIRD-FRIENDLY REQUIRMENTS. SEE SHADOWS ON DRAWINGS A306-A310
GL4 GLAZING IN AMENITY AREAS TO BE TRANSLUCENT CHANNEL GLASS
GL2 TO BE TRANSLUCENT GLAZING

UNDERSIDES OF EXPOSED CONCRETE BALCONIES TO BE PAINTED WHITE

1 / A 304 NORTH ELEVATION
1 : 100

All drawings, specifications, related documents and designs are the property of Teeple Architects Inc. and shall be used only for the project shown on this drawing. Reproduction of the drawings, specifications, related documents and designs in whole or in part is strictly forbidden without the architect's written consent.

This drawing, as an instrument of service, is provided by and is the property of Teeple Architects Inc. and shall be used only for the project shown on this drawing. The contractor shall verify and accept responsibility for the coordination and verification of all dimensions contained hereon and all measurements and conditions on the job before commencing work. Any errors, omissions, or conflicts in the contract documents or the consultant in writing prior to the commencement of the affected work.

DO NOT SCALE THIS DRAWING

This drawing shall not be used for construction purposes unless countersigned

Teeple Architects Inc.

SPADINA QUEEN
TRIDEL®

METRIC SCALE DRAWING
FIRST FLOOR ELEV. +93.60m

No.	ISSUED / REVISED FOR:	DATE:
1	Issued for SPA	2013-03-26
2	Issued for Coordination	2013-04-11
3	Issued for Coordination	2013-04-17
4	Reissued for SPA	2014-01-10
5	Issued for Coordination	2014-03-28
6	Issued for Elevator Tender	2014-04-07
7	Issued for Coordination	2014-06-02
8	Issued for 50% Completion	2014-05-23
9	Issued for Permit	2014-05-30
10	Issued for Coordination	2014-06-23
11	Reissued for Permit	2014-07-10
12	Reissued for Permit	2014-08-22
13	Issued for Tender	2014-08-26
14	Issued for Tender	2014-09-22
15	Reissued for SPA	2014-10-23
16	Issued for AB-01	2015-03-05
17	Issued for Tender	2015-05-05

SQ ALEXANDRA PARK - BLOCK 11
38 CAMERON ST, TORONTO, ONTARIO M5T 2H2

project no:	12-115
scale:	As indicated
drawn by:	TAI
reviewed by:	JH
date:	2014-09-22

Teeple Architects
5 CAMERON STREET TORONTO, ONTARIO
416.598.0422 TEL 416.598.1993 FAX
INFO@TEEPLEARCHITECTS.COM WWW.TEEPLEARCHITECTS.COM

NORTH ELEVATION

A 304

All drawings, specifications, related documents and design are the property and copyright of Teeple Architects Inc. Reproduction of the drawings, specifications, related documents and design in whole or in part is strictly forbidden without the architect's written consent.

This drawing, as an instrument of service, is provided by and is the property of Teeple Architects Inc. and shall be used only for the project shown and in accordance with the agreement between the client and contractor is responsible for the coordination and verification of all dimensions contained hereon and all measurements and conditions on the site prior to commencement of work. Any errors and/or half report any discrepancies to the consultant in writing prior to the commencement of affected work.

DO NOT SCALE THIS DRAWING

This drawing shall not be used for construction purposes unless countersigned

Teeple Architects Inc.

SPADINA QUEEN

TRIDEL®

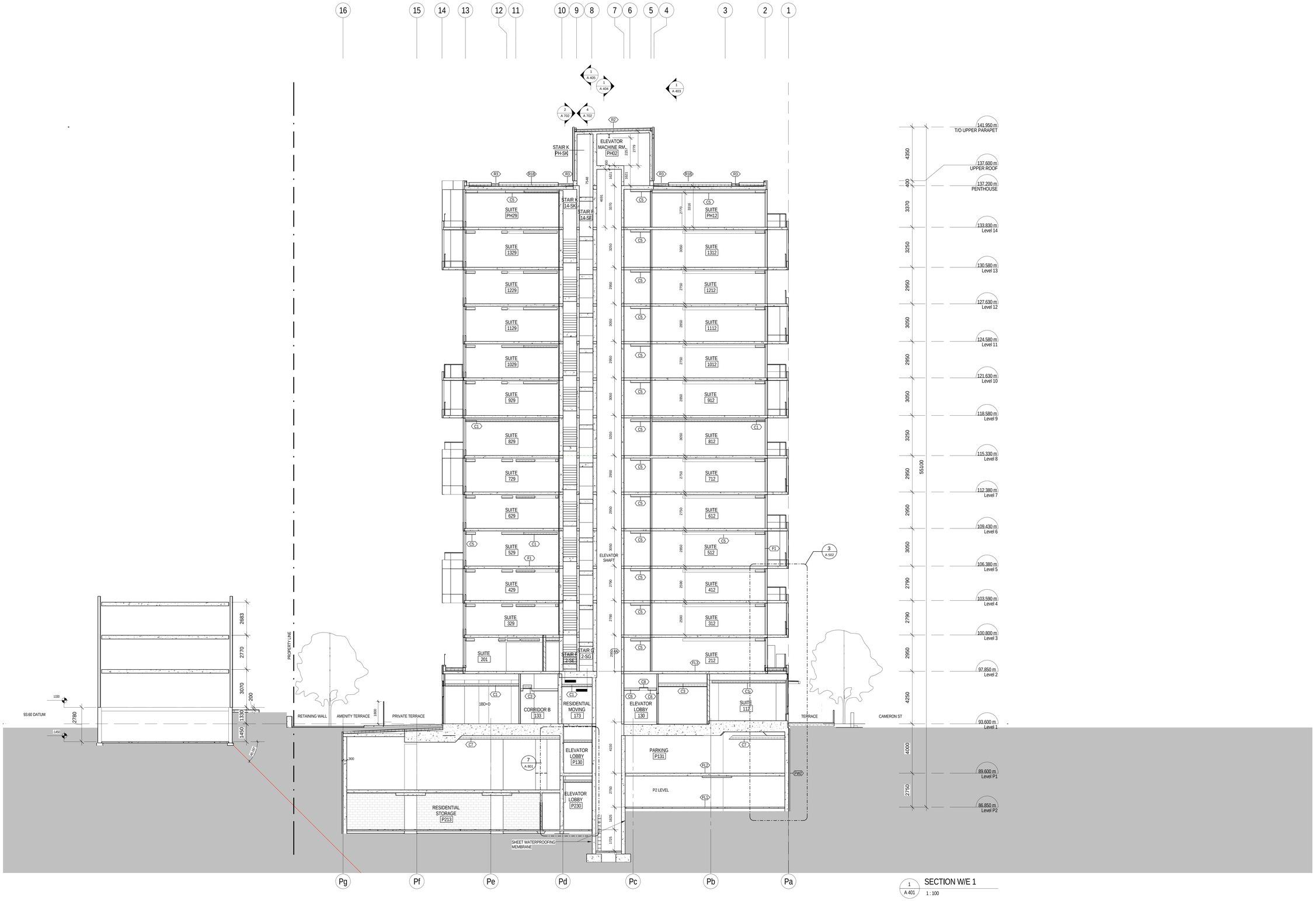

1 / A 401 SECTION W/E 1

1 : 100

METRIC SCALE DRAWING

FIRST FLOOR ELEV. +93.60m

No.	ISSUED / REVISED FOR:	DATE:
1	Issued for SPA	2013-03-26
2	Issued for Coordination	2013-04-11
3	Issued for Coordination	2013-04-17
4	Reissued for SPA	2014-01-10
5	Issued for Coordination	2014-03-28
6	Issued for Elevator Tender	2014-04-07
7	Issued for Coordination	2014-05-02
8	Issued for 50% Completion	2014-05-23
9	Issued for Permit	2014-05-30
10	Issued for Coordination	2014-06-23
11	Reissued for Permit	2014-07-10
12	Reissued for Permit	2014-08-22
13	Issued for Tender	2014-08-26
14	Issued for Tender	2014-09-22
15	Issued for ASI 03	2015-05-04
16	Issued for Tender	2015-05-05

SQ ALEXANDRA PARK - BLOCK 11

38 CAMERON ST, TORONTO, ONTARIO M5T 2H2

project no:	12-115
scale:	1 : 100
drawn by:	TAI
reviewed by:	JH
date:	2014-09-22

Teeple Architects

5 CAMERON STREET TORONTO, ONTARIO
416-598-0054 TEL INFO@TEEPLEARCH.COM FAX 416-598-0192

SECTION W/E 1

A 401

All drawings, specifications, related documents and designs are the property of Teeple Architects Inc. and are subject to copyright protection. Reproduction of the drawings, specifications, related documents and designs in whole or in part is strictly forbidden without the architect's written consent.

This drawing, as an instrument of service, is provided by and is the property of Teeple Architects Inc. and shall be used only for the project shown and in accordance with the agreement between Teeple and the contractor. Contractor is responsible for the coordination and verification of all dimensions contained hereon and all measurements and conditions on the job shall be verified before work is begun. Report any and all field non-conformances to the consultant in writing prior to the commencement of affected work.

DO NOT SCALE THIS DRAWING

This drawing shall not be used for construction purposes unless countersigned

Teeple Architects Inc.

SPADINA ▸ QUEEN

TRIDEL®

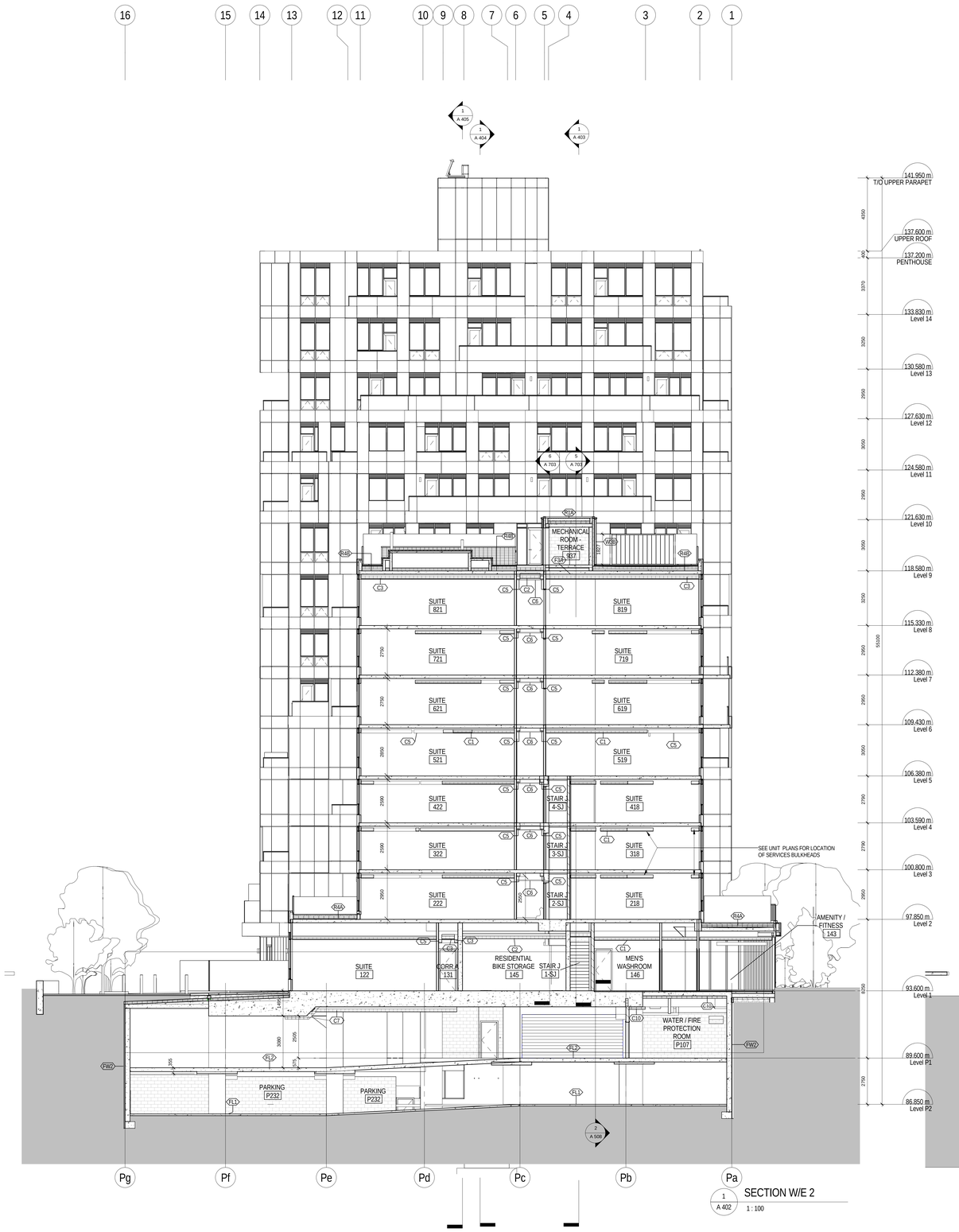

1 A 402 SECTION W/E 2 1 : 100

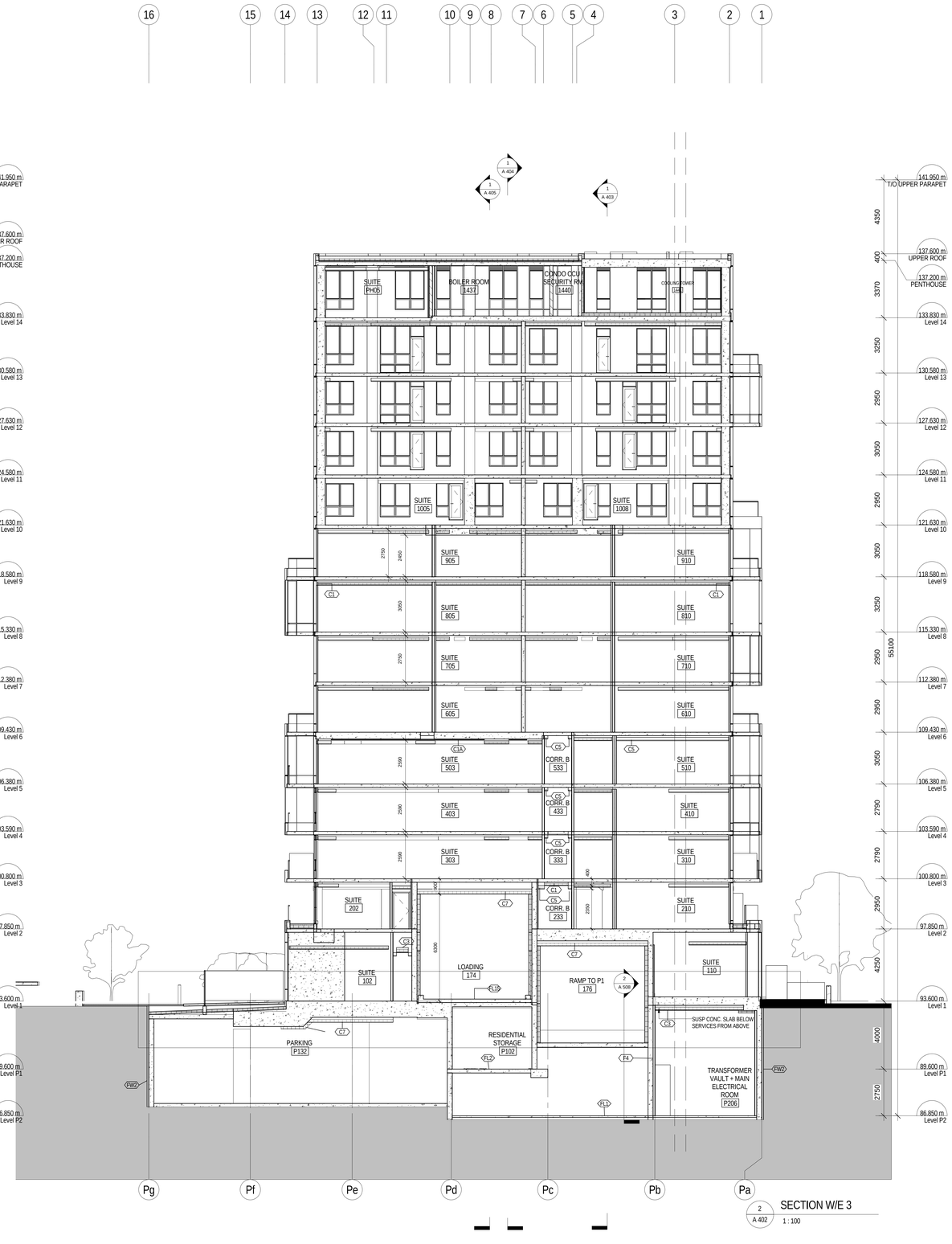

2 A 402 SECTION W/E 3 1 : 100

METRIC SCALE DRAWING

FIRST FLOOR ELEV. +93.60m

No.	ISSUED / REVISED FOR:	DATE:
1	Issued for SPA	2013-03-26
2	Issued for Coordination	2013-04-11
3	Issued for Coordination	2013-04-17
4	Reissued for SPA	2014-01-10
5	Issued for Coordination	2014-03-28
6	Issued for Elevator Tender	2014-04-07
7	Issued for Coordination	2014-06-02
8	Issued for 50% Completion	2014-05-23
9	Issued for Permit	2014-05-30
10	Issued for Coordination	2014-06-23
11	Reissued for Permit	2014-07-10
12	Reissued for Permit	2014-08-22
13	Issued for Tender	2014-08-26
14	Issued for Tender	2014-09-22
15	Issued for ASI 01	2015-03-05
16	Issued for ASI 03	2015-05-04
17	Issued for Tender	2015-05-05

SQ ALEXANDRA PARK - BLOCK 11

38 CAMERON ST, TORONTO, ONTARIO M5T 2H2

project no:	12-115
scale:	1 : 100
drawn by:	TAI
reviewed by:	JH
date:	2014-09-22

Teeple Architects

15 CAMERON STREET 416-598-0564 TEL | INFO@TEEPLEARCHITECT.COM | TORONTO, ON M4W3 FAX 416-598-1757

SECTION W/E 2 & 3

A 402

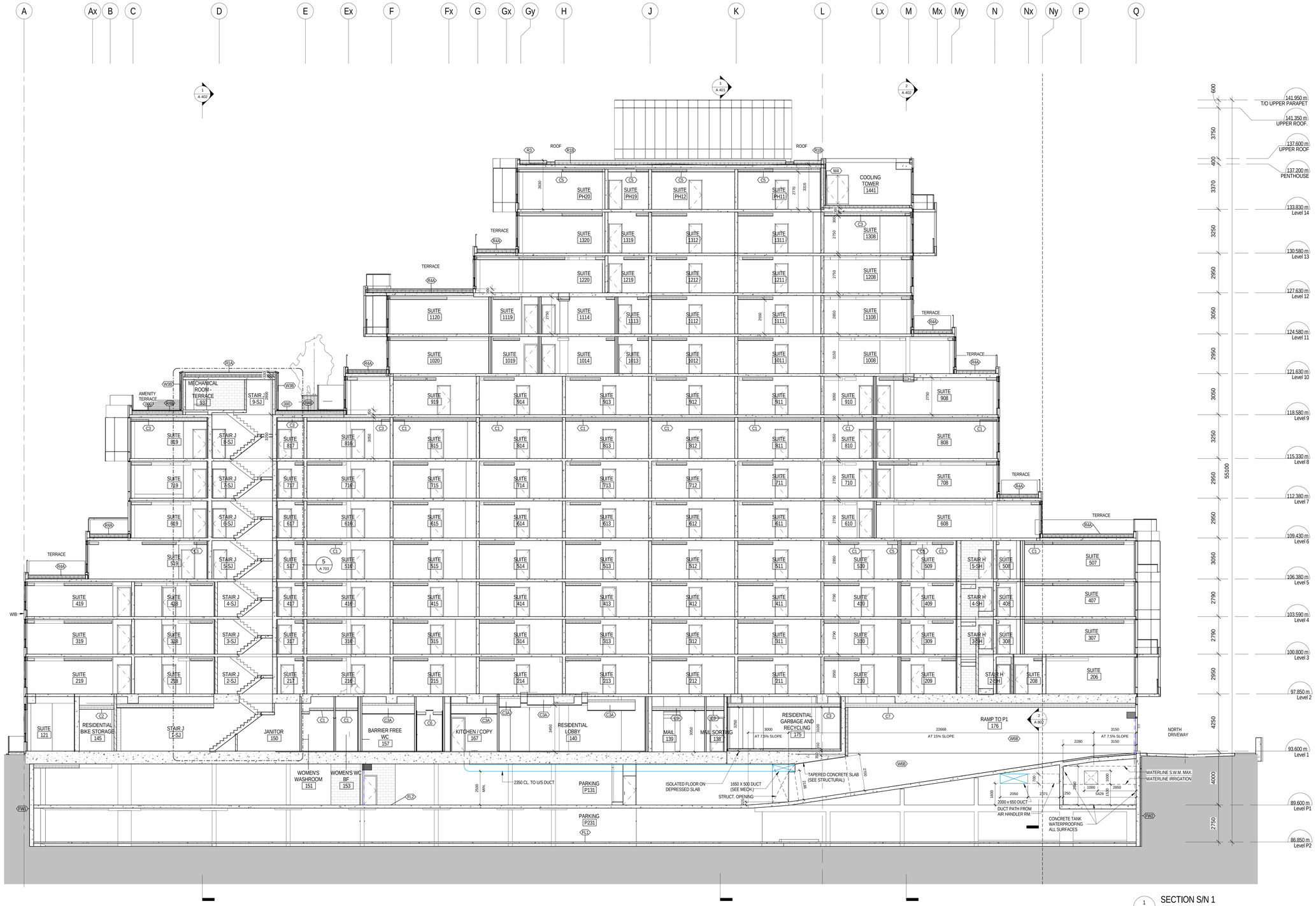

1 / A 403 SECTION S/N 1

1 : 100

All drawings, specifications, related documents and design are the property of Teeple Architects Inc. and shall be used only for the project shown. Reproduction of the drawings, specifications, related documents and design in whole or in part is strictly forbidden without the architect's written consent.

This drawing, as an instrument of service, is provided to and is the property of Teeple Architects Inc. and shall be used only for the project shown in connection with the owner's business and affairs. The contractor is responsible for the coordination and verification of all dimensions contained hereon and all measurements and conditions on the job shall be verified before work is begun. Any discrepancies that report are discrepancies to the consultant in writing prior to the commencement of the affected work.

DO NOT SCALE THIS DRAWING

This drawing shall not be used for construction purposes unless countersigned

Teeple Architects Inc.

SPADINA QUEEN

TRIDEL

METRIC SCALE DRAWING

FIRST FLOOR ELEV. +93.60m

No.	ISSUED / REVISED FOR:	DATE:
1	Issued for SPA	2013-03-26
2	Issued for Coordination	2013-04-11
3	Issued for Coordination	2013-04-17
4	Reissued for SPA	2014-01-10
5	Issued for Coordination	2014-03-28
6	Issued for Elevator Tender	2014-04-07
7	Issued for Coordination	2014-05-02
8	Issued for 50% Completion	2014-05-23
9	Issued for Permit	2014-05-30
10	Issued for Coordination	2014-06-23
11	Reissued for Permit	2014-07-10
12	Reissued for Permit	2014-08-22
13	Issued for Tender	2014-08-26
14	Issued for Tender	2014-09-22
15	Issued for ASI 01	2015-03-05
16	Issued for ASI 03	2015-05-04
17	Issued for Tender	2015-05-05

SQ ALEXANDRA PARK - BLOCK 11

38 CAMERON ST, TORONTO, ONTARIO M5T 2H2

project no:	12-115
scale:	1 : 100
drawn by:	TAI
reviewed by:	JH
date:	2014-09-22

Teeple Architects

5 CAMERON STREET 416-598-0054 TEL INFO@TEEPLEARCHITECT.COM TORONTO, ONTARIO M5T 2H2 CANADA

SECTION S/N 1

A 403

All drawings, specifications, related documents and designs are the copyright property of Teeple Architects Inc. Reproduction or publication or Reproduction of the drawings, specifications, related documents and designs in whole or in part is strictly forbidden without the architects written consent.

This drawing, as an instrument of service, is provided to and is the property of Teeple Architects Inc. and shall be used only for the project shown and in accordance with the agreement between Teeple and the contractor. Contractor is responsible for the coordination and verification of all dimensions contained hereon and all measurements and conditions on site. Contractor is responsible for reporting to Teeple Architects Inc. any discrepancies in the consultant's drawing prior to the commencement of affected work.

DO NOT SCALE THIS DRAWING

This drawing shall not be used for construction purposes unless countersigned

Teeple Architects Inc.

SPADINA ▸ QUEEN

TRIDEL®

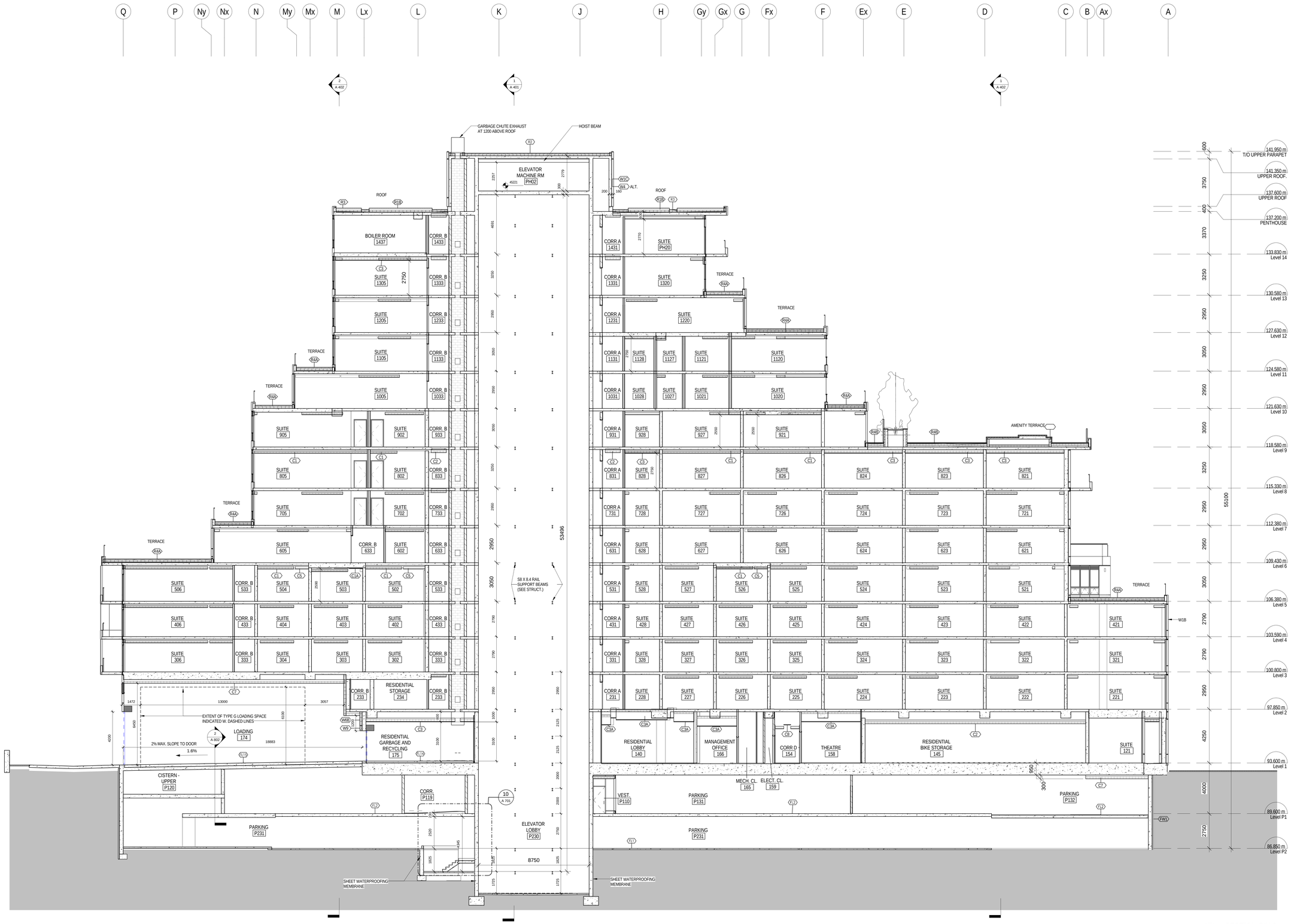

1 / A 404 SECTION S/N 2
1 : 100

METRIC SCALE DRAWING
FIRST FLOOR ELEV. +93.60m

No.	ISSUED / REVISED FOR:	DATE:
1	Issued for SPA	2013-03-26
2	Issued for Coordination	2013-04-11
3	Issued for Coordination	2013-04-17
4	Reissued for SPA	2014-01-10
5	Issued for Coordination	2014-03-28
6	Issued for Elevator Tender	2014-04-07
7	Issued for Coordination	2014-05-02
8	Issued for 50% Completion	2014-05-23
9	Issued for Permit	2014-05-30
10	Issued for Coordination	2014-06-23
11	Reissued for Permit	2014-07-10
12	Reissued for Permit	2014-08-22
13	Issued for Tender	2014-08-26
14	Issued for Tender	2014-09-22
15	Reissued for SPA	2014-10-23
16	Reissued for SPA	2014-12-22
17	Issued for ASI 01	2015-03-05
18	Issued for ASI 03	2015-05-04
19	Issued for Tender	2015-05-05

SQ ALEXANDRA PARK - BLOCK 11
38 CAMERON ST, TORONTO, ONTARIO M5T 2H2

project no:	12-115
scale:	1 : 100
drawn by:	TAI
reviewed by:	JH
date:	2014-09-22

Teeple Architects
5 CAMERON STREET 416-598-0554 TEL
TORONTO, ONTARIO M5T 1P9 FAX 416-598-2797
INFO@TEEPLEARCHITECTS.COM

SECTION S/N 2

A 404

All drawings, specifications, related documents and design are the property of Teeple Architects Inc. and are protected by copyright. Reproduction of the drawings, specifications, related documents and design in whole or in part is strictly forbidden without the architect's written consent.

This drawing, as an instrument of service, is provided by and is the property of Teeple Architects Inc. and shall be used only for the project shown and in accordance with the agreement between the client and contractor is responsible for the coordination and verification of all dimensions contained hereon and all measurements and conditions on the site prior to commencement of work. Any errors, omissions or conflicts or discrepancies in the consultant in writing prior to the commencement of the affected work.

DO NOT SCALE THIS DRAWING

This drawing shall not be used for construction purposes unless countersigned

Teeple Architects Inc.

SPADINA ▸ QUEEN

TRIDEL®

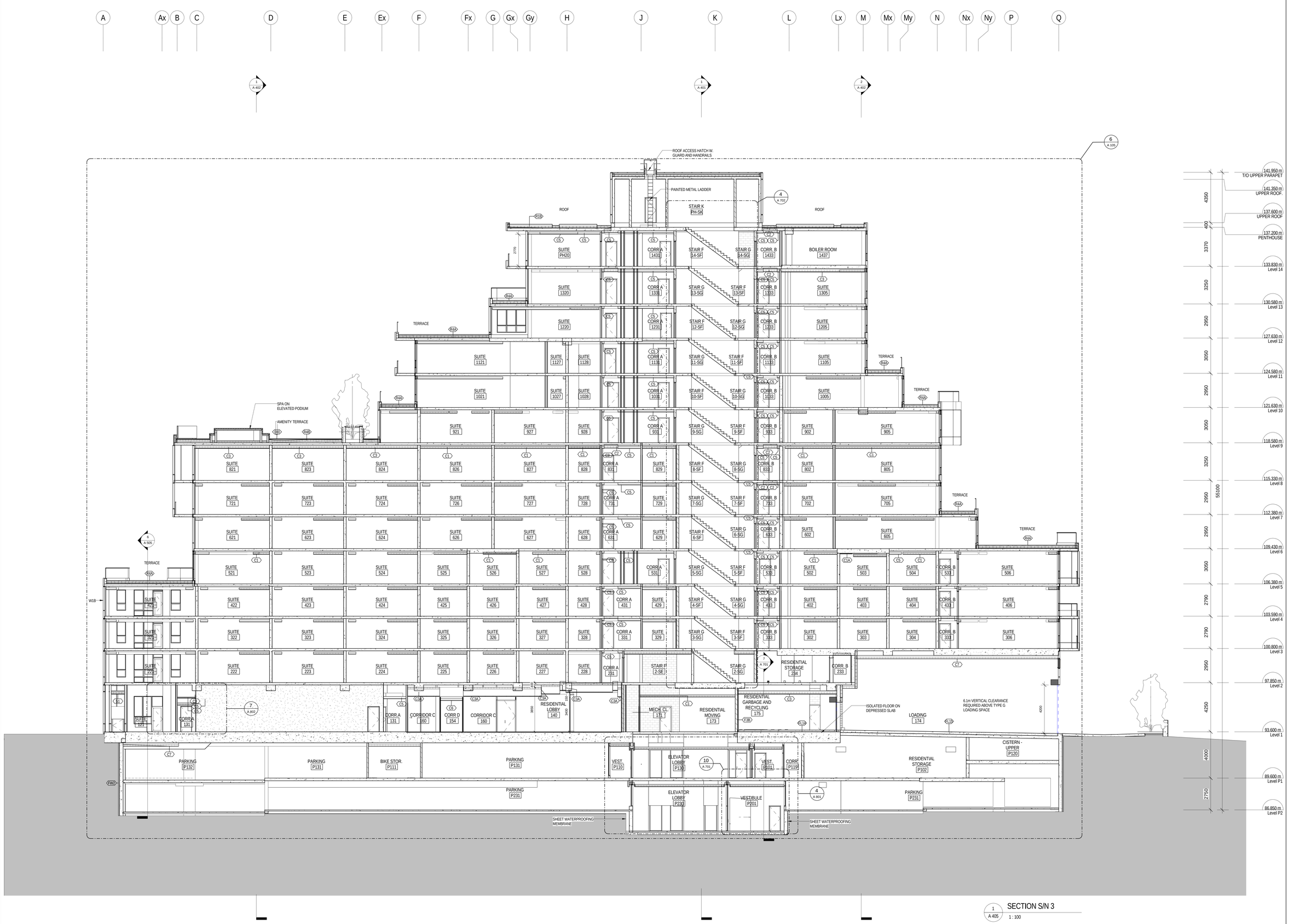

1 / A 405 SECTION S/N 3
1 : 100

METRIC SCALE DRAWING
FIRST FLOOR ELEV. +93.60m

No.	ISSUED / REVISED FOR:	DATE:
1	Issued for SPA	2013-03-26
2	Issued for Coordination	2013-04-11
3	Issued for Coordination	2013-04-17
4	Reissued for SPA	2014-01-10
5	Issued for Coordination	2014-03-28
6	Issued for Elevator Tender	2014-04-07
7	Issued for Coordination	2014-05-02
8	Issued for 50% Completion	2014-05-23
9	Issued for Permit	2014-05-30
10	Issued for Coordination	2014-06-23
11	Reissued for Permit	2014-07-10
12	Reissued for Permit	2014-08-22
13	Issued for Tender	2014-08-26
14	Issued for Tender	2014-09-22
15	Issued for ASI 01	2015-03-05
16	Issued for ASI 03	2015-05-04
17	Issued for Tender	2015-05-05

SQ ALEXANDRA PARK - BLOCK 11
38 CAMERON ST, TORONTO, ONTARIO M5T 2H2

project no:	12-115
scale:	1 : 100
drawn by:	TAI
reviewed by:	JH
date:	2014-09-22

Teeple Architects

5 CAMERON STREET 416-598-0594-TEL
TORONTO, ONTARIO M5T 1P9 FAX 416-598-1930
INFO@TEEPLEARCHITECT.COM

SECTION S/N 3

A 405

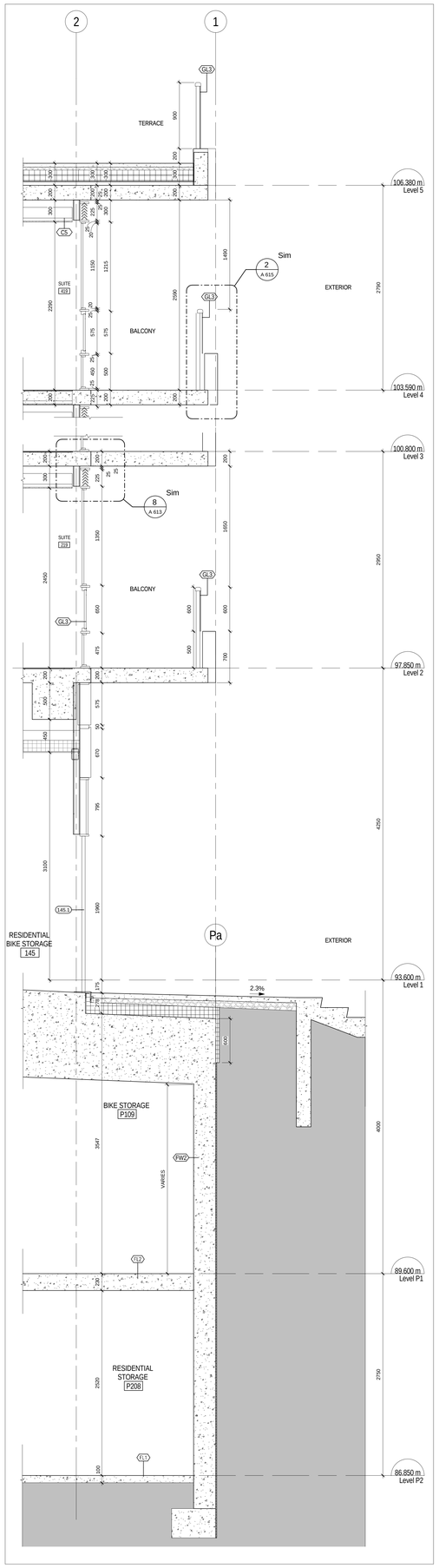

4 A 501 EAST WALL SECTION AT BIKE STORAGE
1 : 25

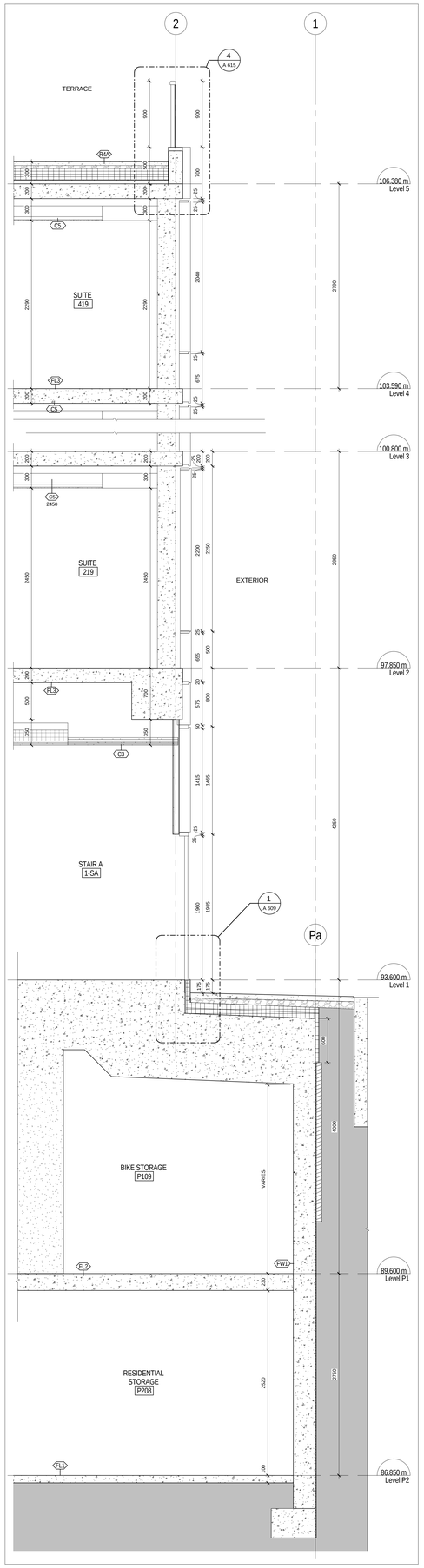

3 A 501 EAST WALL SECTION AT STAIR A
1 : 25

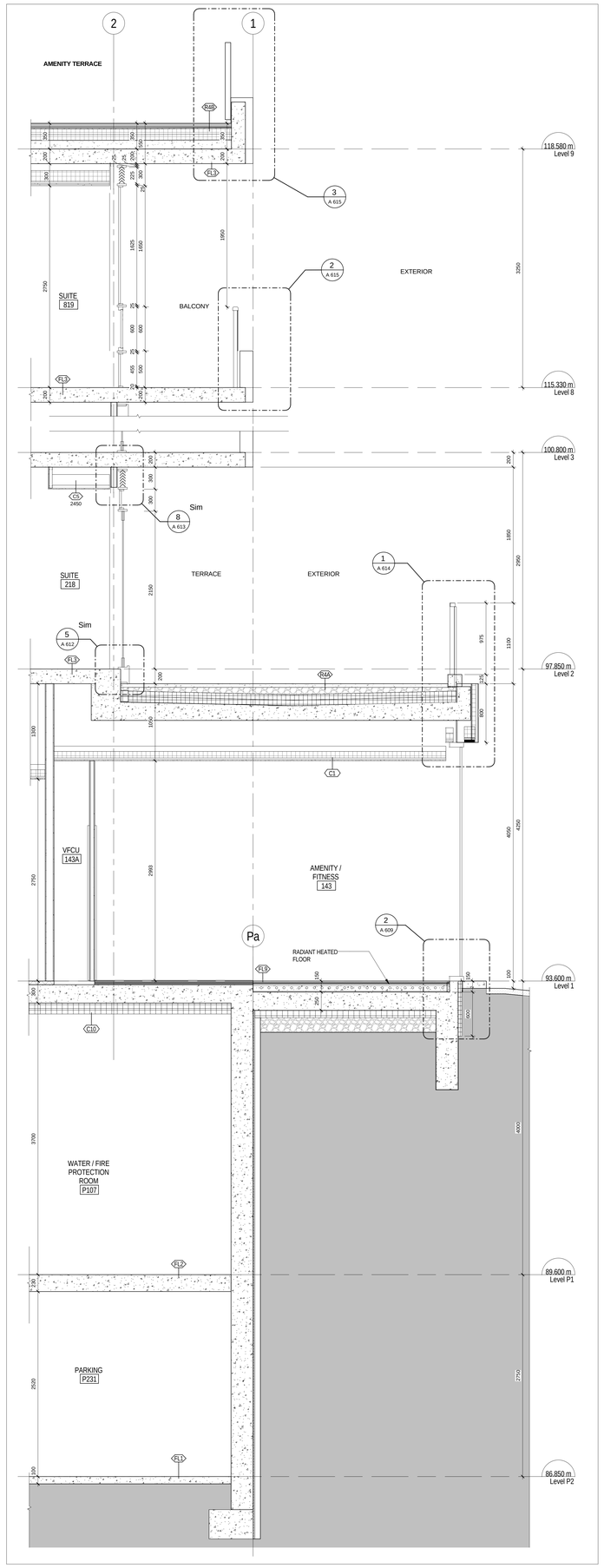

2 A 501 EAST WALL SECTION AT AMENITY/FITNESS
1 : 25

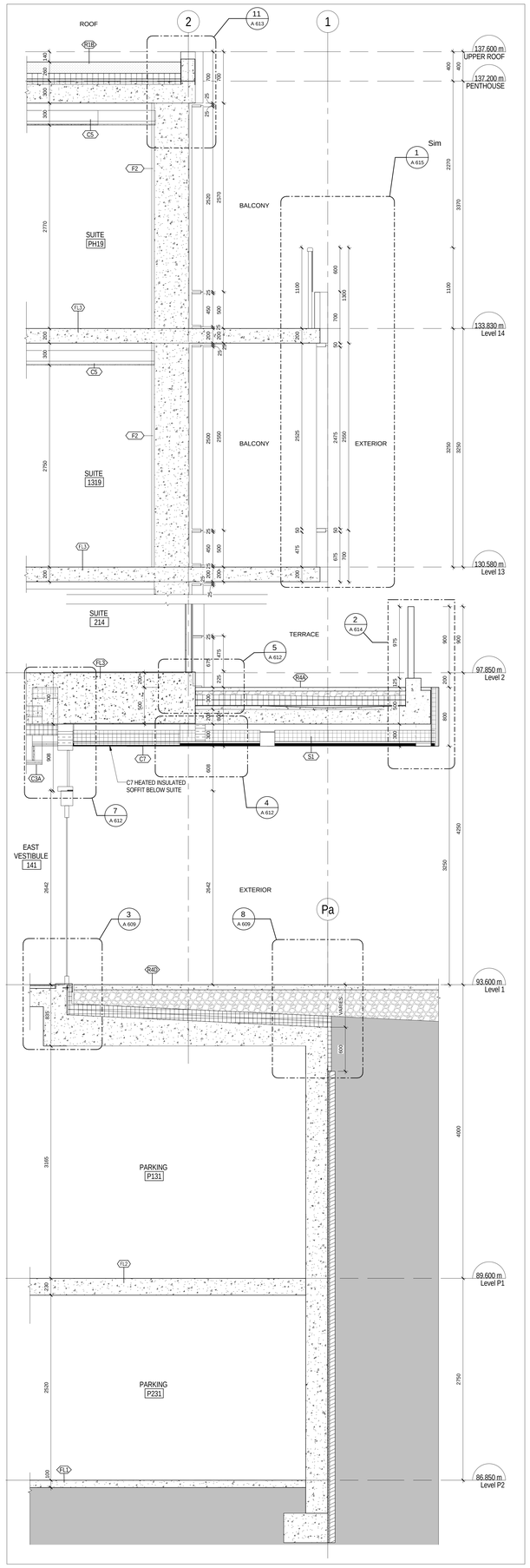

1 A 501 EAST WALL SECTION AT VESTIBULE DOOR
1 : 25

All drawings, specifications, related documents and designs are the property of Teeple Architects Inc. and cannot be used without permission. Reproduction of the drawings, specifications, related documents and designs in whole or in part is strictly forbidden without the architects written consent.

This drawing, as an instrument of service, is provided by and is the property of Teeple Architects Inc. and shall be used only for the project shown and in accordance with the agreement between Teeple and the contractor. Contractor is responsible for the coordination and verification of all dimensions contained hereon and all measurements and conditions on the job shall be reported to Teeple Architects Inc. Contractor shall report any discrepancies to the consultant in writing prior to the commencement of the work shown.

DO NOT SCALE THIS DRAWING

This drawing shall not be used for construction purposes unless countersigned

Teeple Architects Inc.

SPADINA QUEEN

TRIDEL®

METRIC SCALE DRAWING
FIRST FLOOR ELEV. +93.60m

No.	ISSUED / REVISED FOR:	DATE:
1	Issued for Coordination	2014-06-23
2	Reissued for Permit	2014-07-10
3	Reissued for Permit	2014-08-22
4	Issued for Tender	2014-08-26
5	Issued for Tender	2014-09-22
6	Issued for ASI 03	2015-05-04
7	Issued for Tender	2015-06-05

SQ ALEXANDRA PARK - BLOCK 11
38 CAMERON ST, TORONTO, ONTARIO M5T 2H2

project no:	12-115
scale:	1 : 25
drawn by:	TAI
reviewed by:	JH
date:	2014-09-22

Teeple Architects
5 CAMERON STREET TORONTO, ONTARIO
416-598-054 TEL 416-598-1755 FAX
INFO@TEEPLEARCH.COM

WALL SECTIONS - EAST

A 501

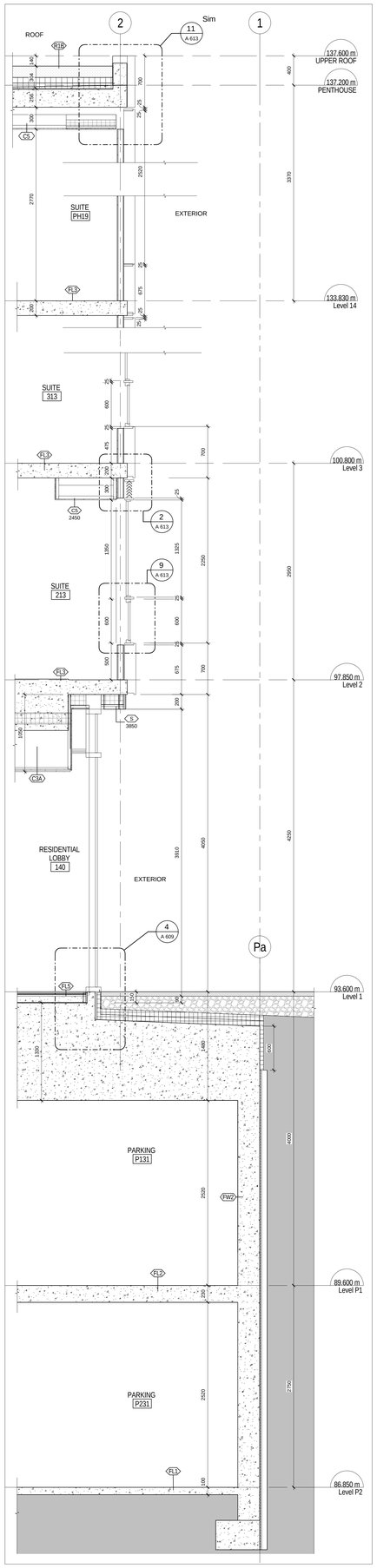

5 A 502 EAST WALL SECTION AT VESTIBULE SIDELIGHT 1 : 25

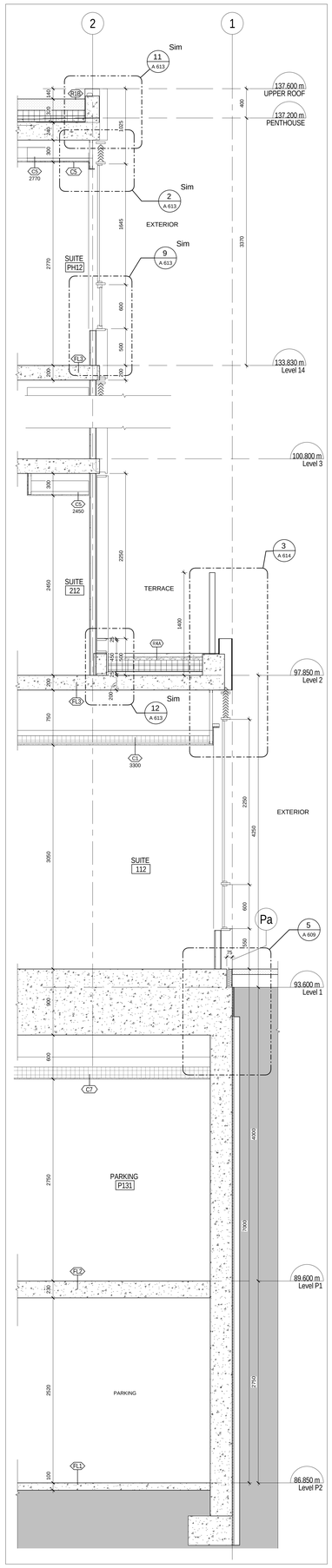

4 A 502 EAST WALL SECTION AT GV12 1 : 25

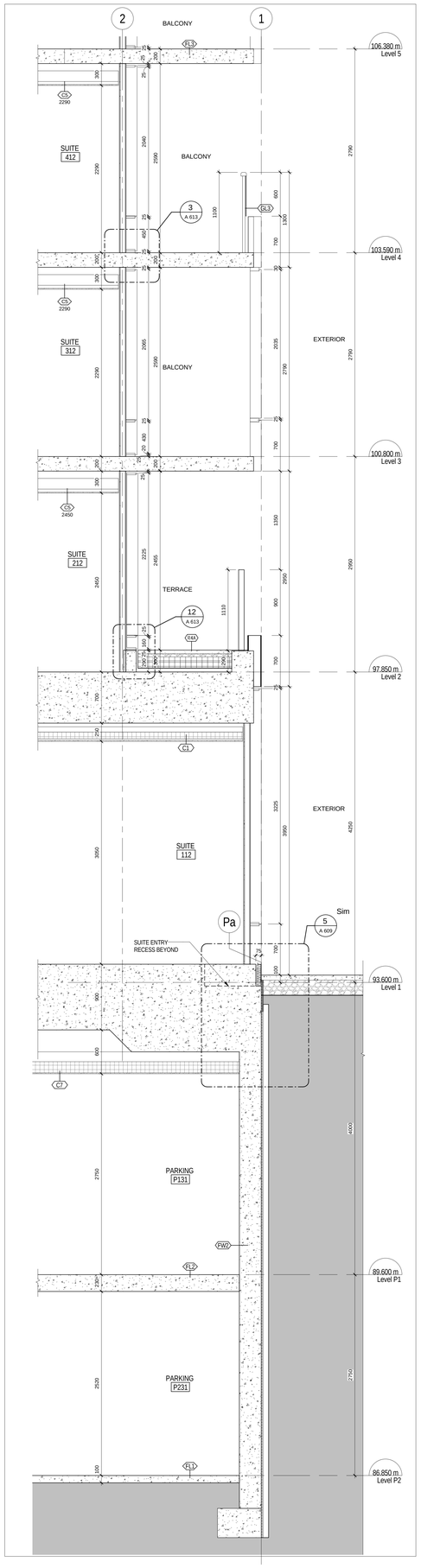

3 A 502 EAST WALL SECTION AT GV12 / METAL WALL 1 : 25

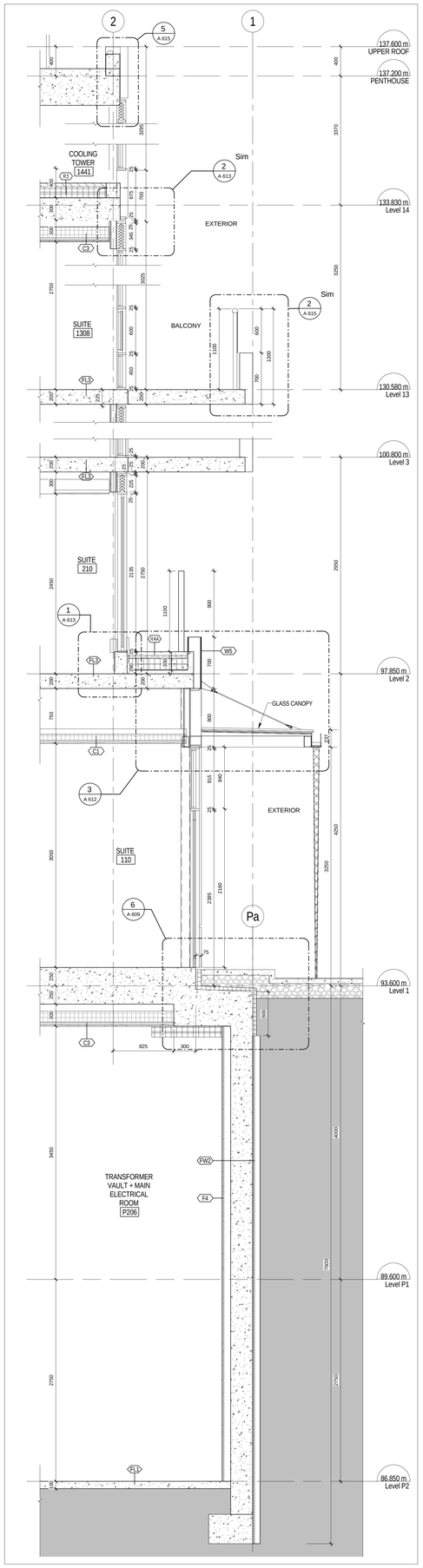

2 A 502 EAST WALL SECTION AT GV10/SUITE ENTRY 1 : 25

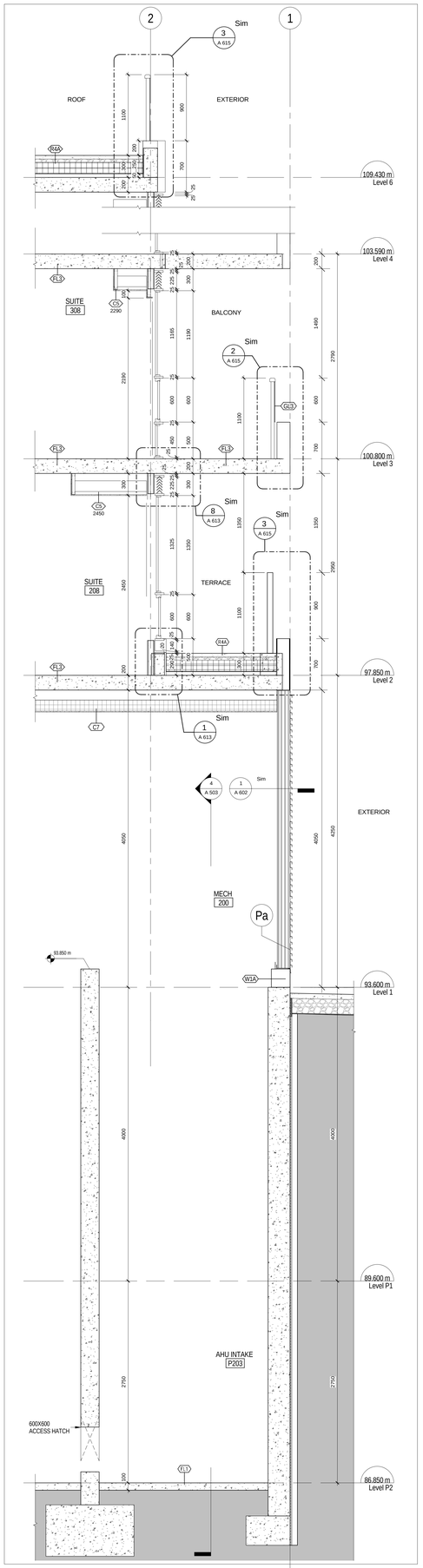

1 A 502 EAST WALL SECTION AT AIR INTAKE (LOUVER) 1 : 25

All drawings, specifications, related documents and designs are the property of Teeple Architects Inc. and are protected by copyright. Reproduction of the drawings, specifications, related documents and designs in whole or in part is strictly forbidden without the architects written consent.

This drawing, as an instrument of service, is provided by and is the property of Teeple Architects Inc. and shall be used only for the project shown and specified in the agreement between Teeple Architects and the contractor. Contractor is responsible for the coordination and verification of all dimensions contained herein and all measurements and conditions on the job shall be verified before work is begun. Do not scale drawings. Report any discrepancies to the consultant in writing prior to the commencement of the affected work.

DO NOT SCALE THIS DRAWING

This drawing shall not be used for construction purposes unless counterSigned

Teeple Architects Inc.

SPADINA QUEEN

TRIDEL

METRIC SCALE DRAWING

FIRST FLOOR ELEV. +93.60m

No.	ISSUED / REVISED FOR:	DATE:
1	Issued for Coordination	2014-06-23
2	Reissued for Permit	2014-07-22
3	Reissued for Permit	2014-08-22
4	Issued for Tender	2014-08-26
5	Issued for Tender	2014-09-22
6	Issued for ASI 01	2015-03-05
7	Issued for ASI 03	2015-05-04
8	Issued for Tender	2015-05-05

SQ ALEXANDRA PARK - BLOCK 11

38 CAMERON ST, TORONTO, ONTARIO M5T 2N2

project no:	12-115
scale:	1 : 25
drawn by:	TAI
reviewed by:	JH
date:	2014-09-22

Teeple Architects

5 CAMERON STREET 416-598-0054 TEL TORONTO, ONTARIO M5T 1P9 WWW.TEEPLEARCHITECTS.COM

WALL SECTIONS - EAST

A 502

All drawings, specifications, related documents and design are the property of Teeple Architects Inc. and are protected by copyright. Reproduction of the drawings, specifications, related documents and design in whole or in part is strictly forbidden without the architect's written consent.

This drawing, as an instrument of service, is provided by and is the property of Teeple Architects Inc. and shall be used only for the project shown and in accordance with the agreement between the client and contractor is responsible for the coordination and verification of all dimensions contained hereon and all measurements and conditions on site prior to commencement of work. Do not scale this drawing. Report any discrepancies to the consultant in writing prior to the commencement of the affected work.

DO NOT SCALE THIS DRAWING

This drawing shall not be used for construction purposes unless countersigned

Teeple Architects Inc.

SPADINA + QUEEN

TRIDEL®

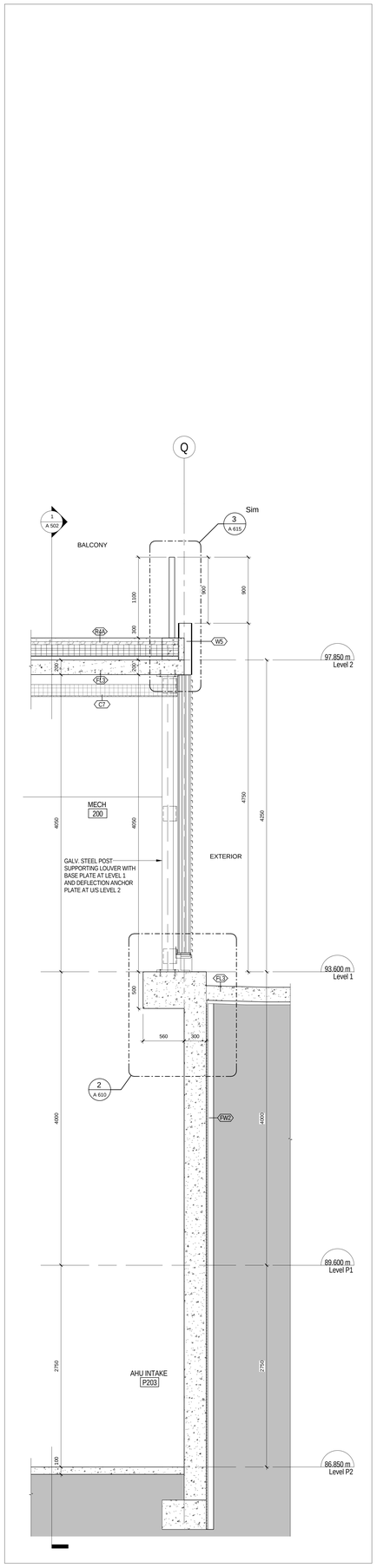

4 A 503 NORTH WALL SECTION AT AIR SHAFT/MECHANICAL LOUVER
1 : 25

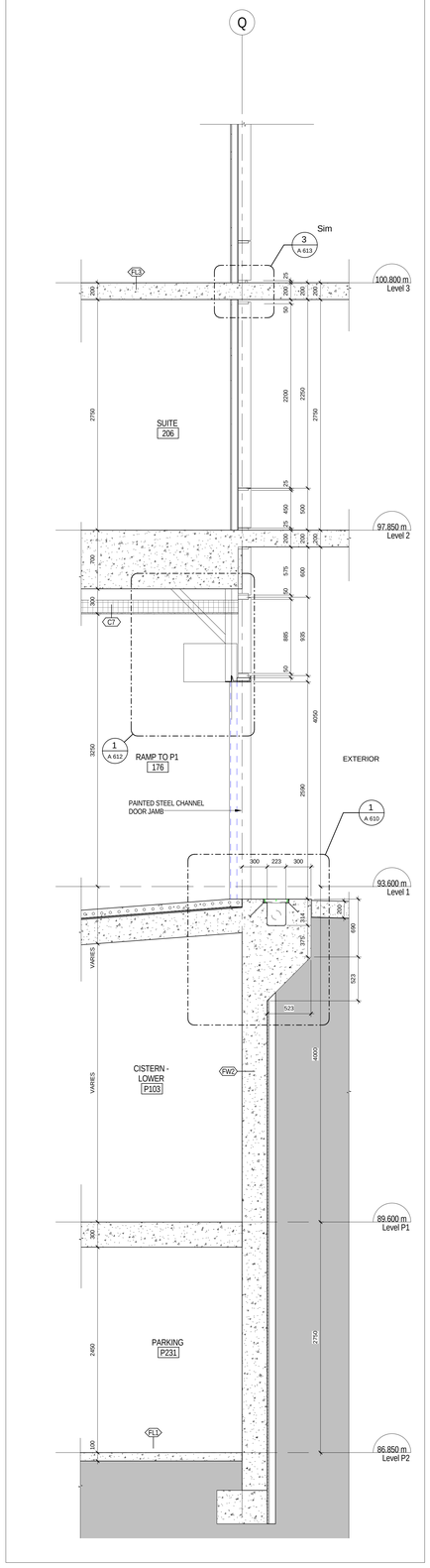

3 A 503 NORTH WALL SECTION AT RAMP TO PARKING & CISTERN
1 : 25

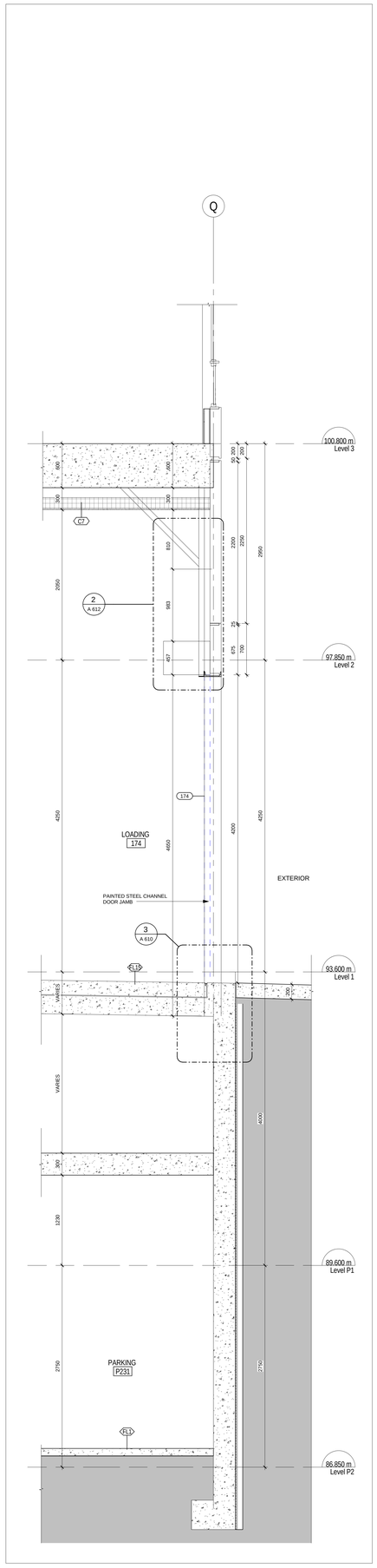

2 A 503 NORTH WALL SECTION AT LOADING/RES STORAGE
1 : 25

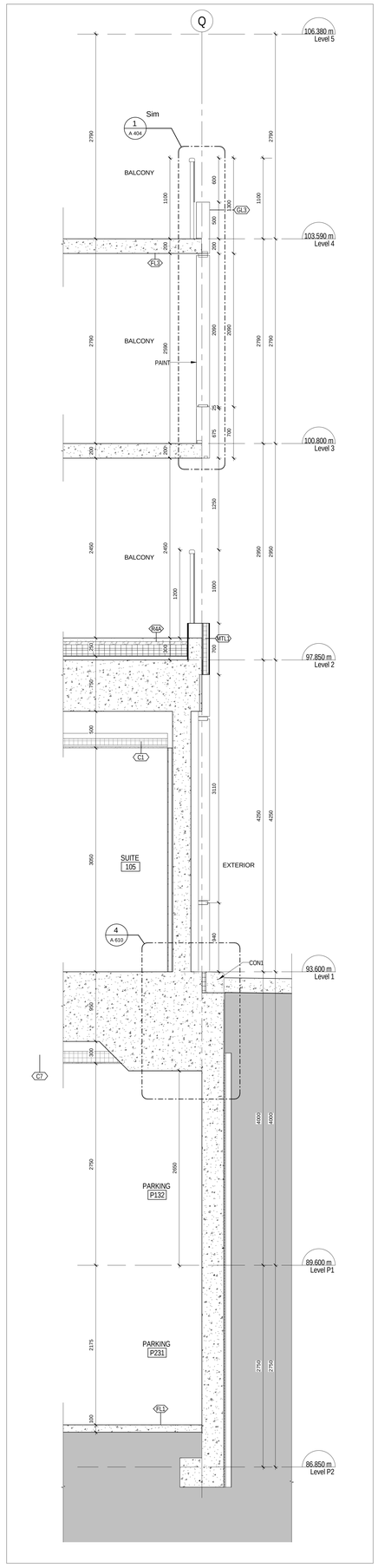

1 A 503 NORTH WALL SECTION AT SUITE 105
1 : 25

METRIC SCALE DRAWING

FIRST FLOOR ELEV. +93.60m

No.	ISSUED / REVISED FOR:	DATE:
1	Issued for Coordination	2014-06-23
2	Reissued for Permit	2014-07-03
3	Reissued for Permit	2014-08-22
4	Issued for Tender	2014-08-26
5	Issued for Tender	2014-09-22
6	Issued for ASI 01	2015-03-05
7	Issued for ASI 03	2015-05-04
8	Issued for Tender	2015-05-05

SQ ALEXANDRA PARK - BLOCK 11

38 CAMERON ST. TORONTO, ONTARIO M5T 2H2

project no:	12-115
scale:	1 : 25
drawn by:	TAI
reviewed by:	JH
date:	2014-09-22

Teeple Architects

5 CAMERON STREET TORONTO, ON M5B
416-598-0504 TEL REGISTERED ARCHITECTURE FOR ONTARIO

WALL SECTIONS - NORTH

A 503

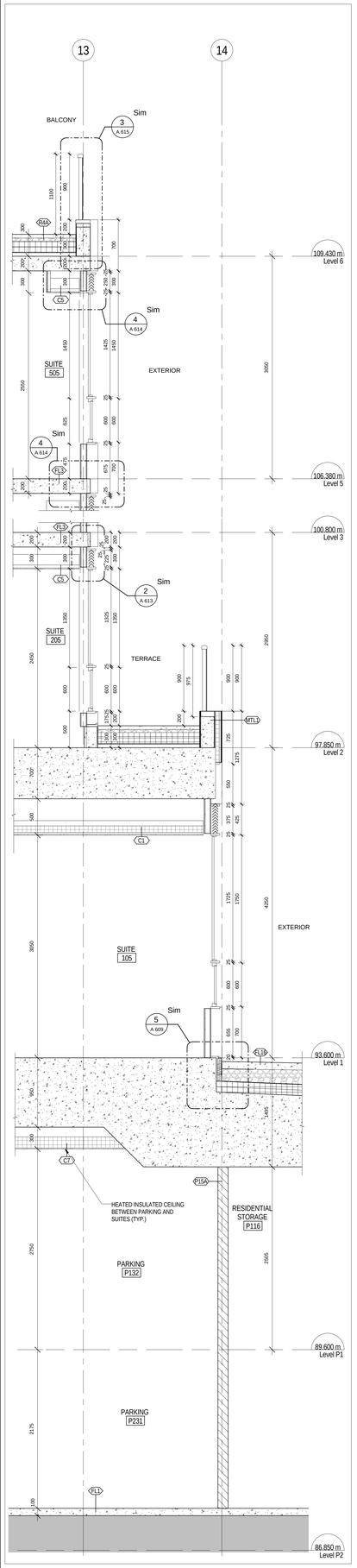

5 / A 504 WEST WALL SECTION AT GV5 & LOADING
1 : 25

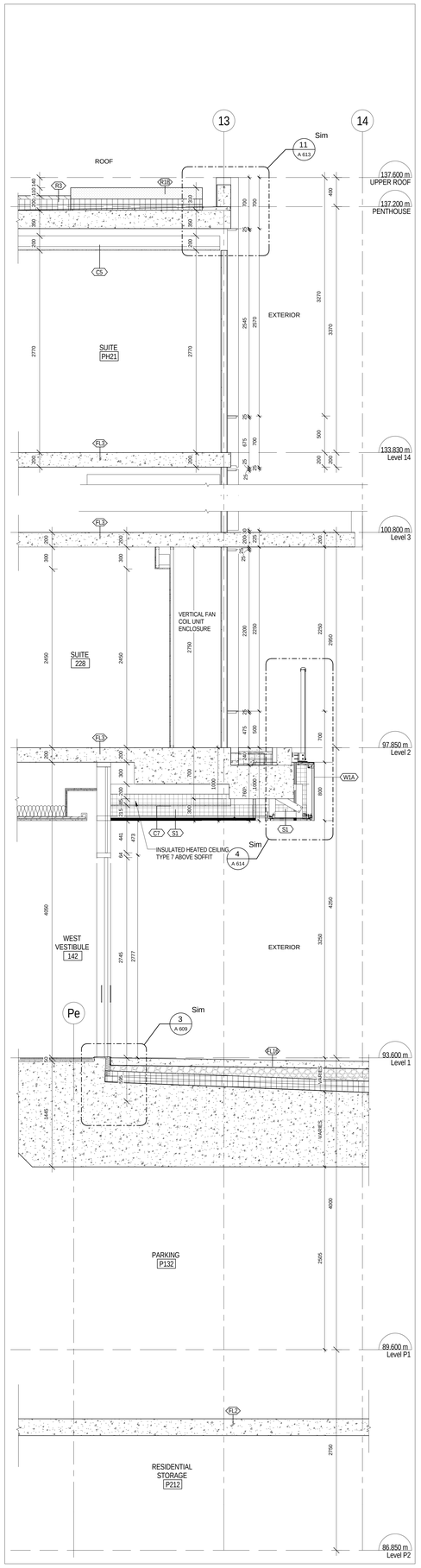

4 / A 504 WEST WALL SECTION AT WEST VESTIBULE DOOR
1 : 25

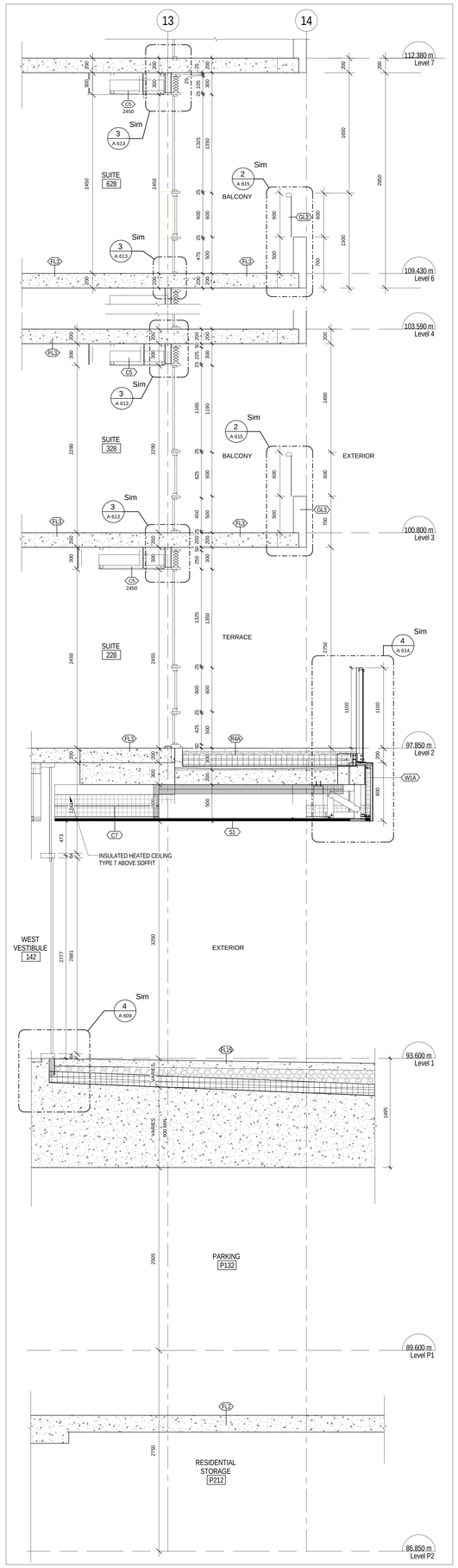

3 / A 504 WEST WALL SECTION - ENTRY - CHANNEL GLASS
1 : 25

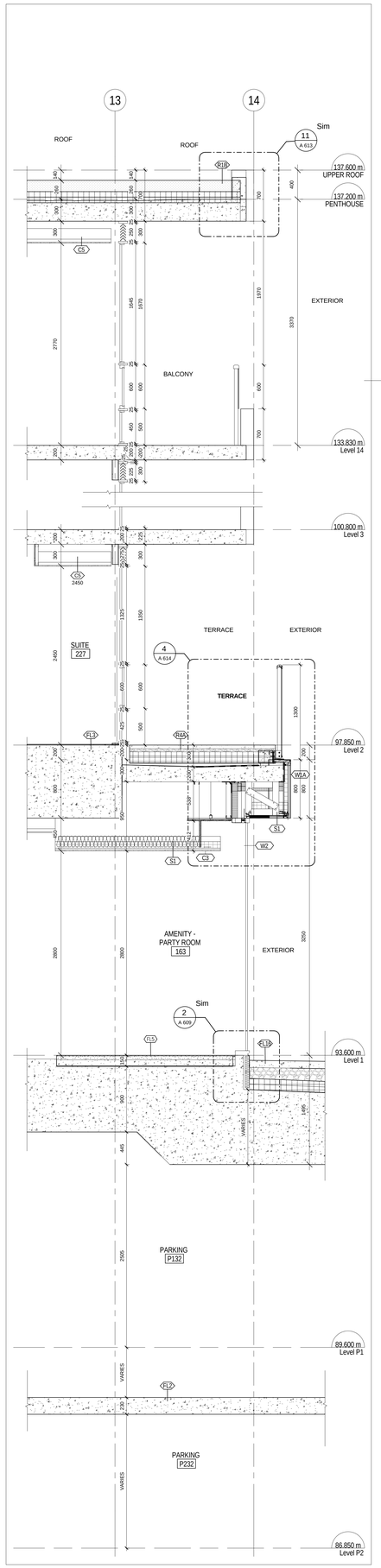

2 / A 504 WEST WALL SECTION - AMENITY W/TERRACE ABOVE
1 : 25

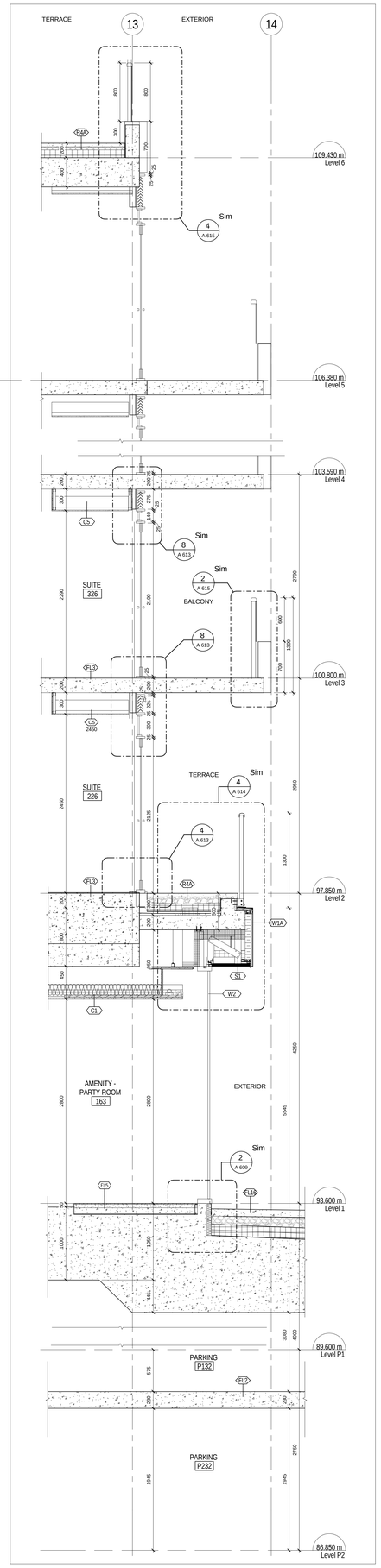

1 / A 504 WEST WALL SECTION - CURTAIN WALL/RAD FLOOR
1 : 25

All drawings, specifications, related documents and designs are the property of Teeple Architects Inc. and cannot be used without the express authorization of the drawings, specifications, related documents and designs in whole or in part in strictly forbidden without the Architects express consent.

This drawing, as an instrument of service, is provided by and is the property of Teeple Architects Inc. and shall be used only for the project for which it was prepared. Prior to commencement of work, the contractor is responsible for the coordination and verification of all dimensions contained hereon and all measurements and conditions on the site affecting the performance of the work. Any discrepancies or deficiencies in the drawings shall be brought to the consultant in writing prior to the commencement of affected work.

DO NOT SCALE THIS DRAWING

This drawing shall not be used for construction purposes unless countersigned

Teeple Architects Inc.

SPADINA QUEEN

TRIDEL®

METRIC SCALE DRAWING

FIRST FLOOR ELEV. +93.60m

No.	ISSUED / REVISED FOR:	DATE:
1	Issued for Coordination	2014-06-23
2	Reissued for Permit	2014-07-03
3	Reissued for Permit	2014-08-22
4	Issued for Tender	2014-08-26
5	Issued for Tender	2014-09-22
6	Issued for ASI 03	2015-06-04
7	Issued for Tender	2015-06-05

SQ ALEXANDRA PARK - BLOCK 11

38 CAMERON ST, TORONTO, ONTARIO M5T 2H2

project no:	12-115
scale:	1 : 25
drawn by:	TAI
reviewed by:	JH
date:	2014-11-17

Teeple Architects

5 CAMERON STREET TORONTO, ONTARIO
416-598-0554 TEL info@TEEPLEARCHITECTS.COM FAX 416-598-0105

WALL SECTIONS - WEST

A 504

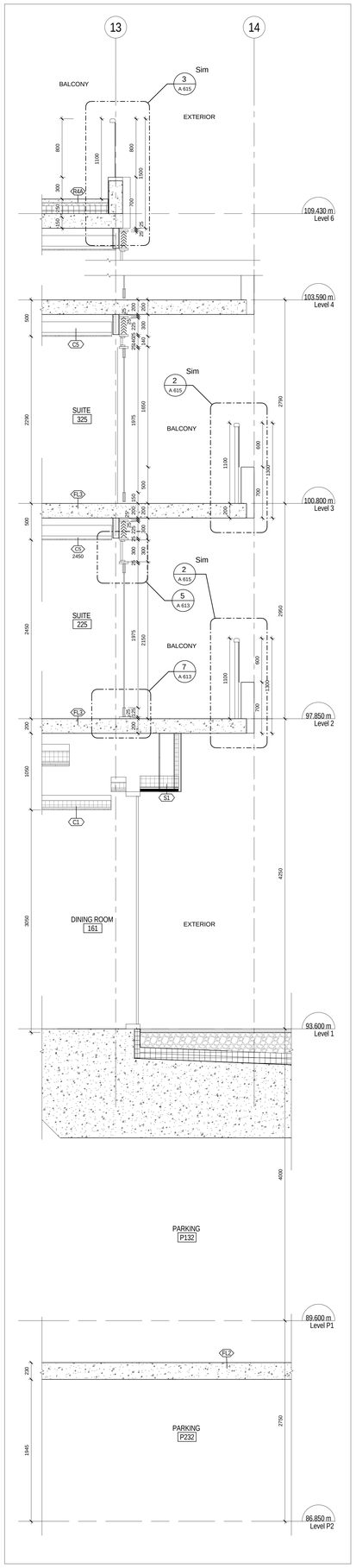

8 A 505 WEST WALL SECTION AT DINING ROOM
1 : 25

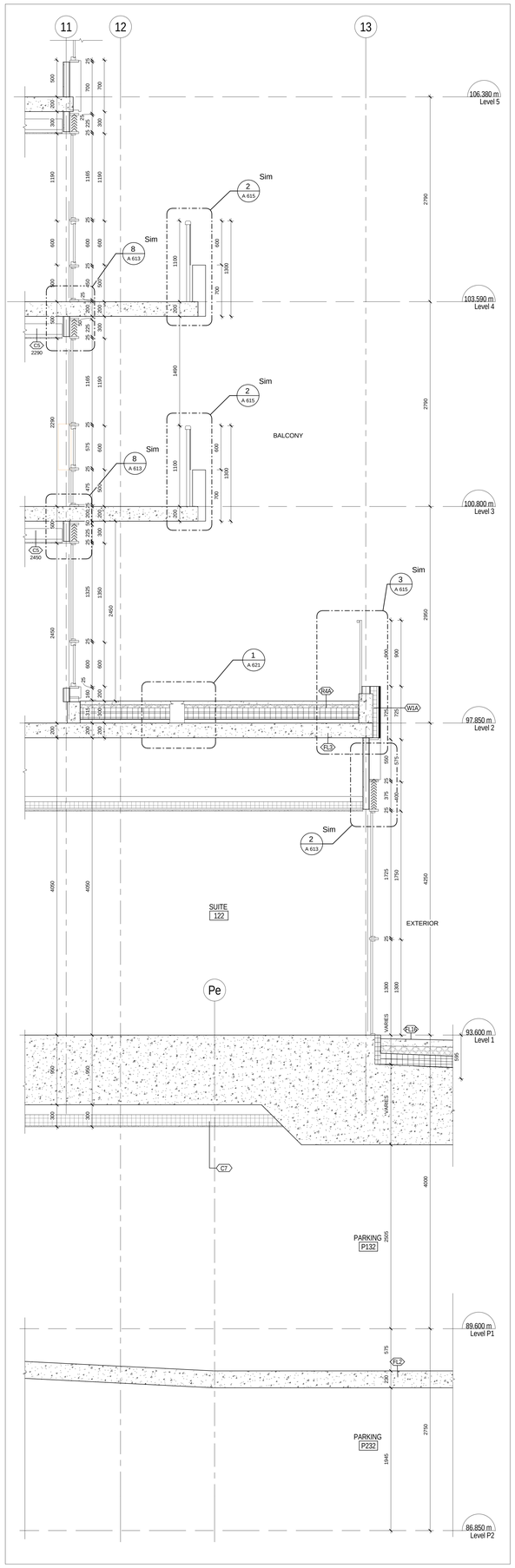

7 A 505 WEST WALL SECTION AT GV22
1 : 25

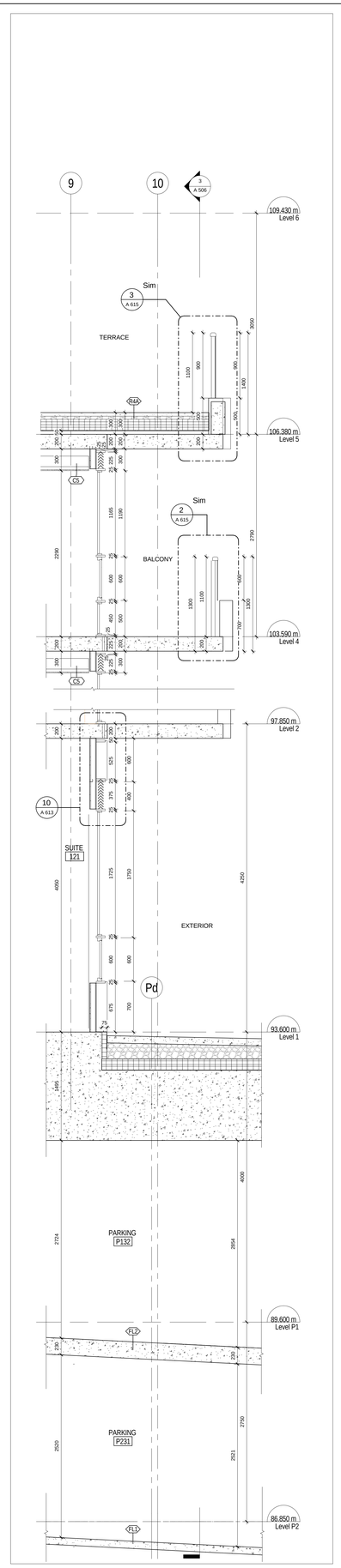

6 A 505 WEST WALL SECTION AT GV21 & PARKING/BACK AIR INTAKE
1 : 25

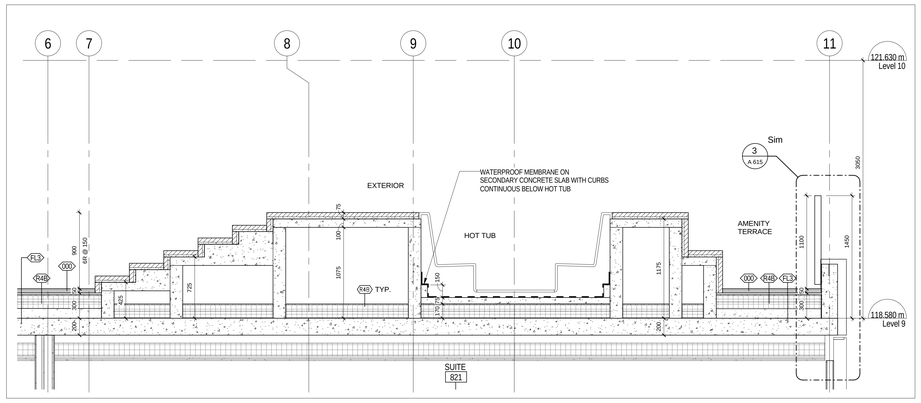

5 A 505 WEST WALL SECTION AT AMENITY TERRACE AND HOT TUB
1 : 25

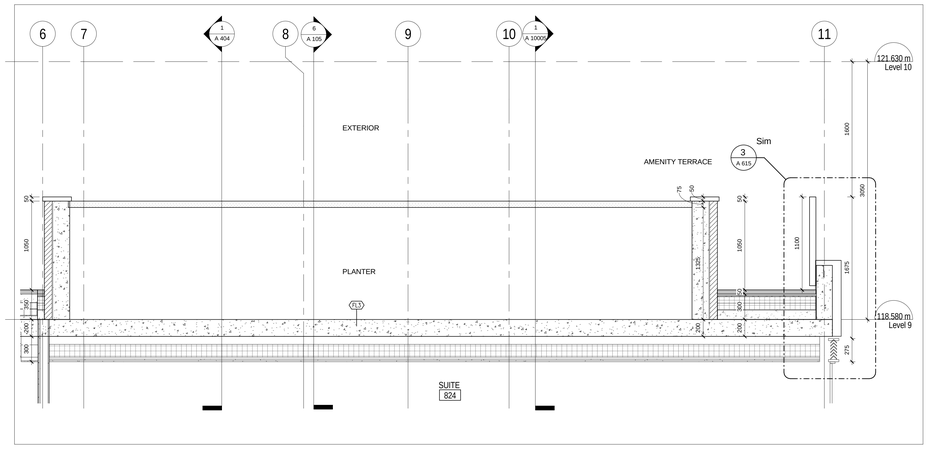

4 A 505 WEST WALL SECTION AT AMENITY TERRACE PLANTER
1 : 25

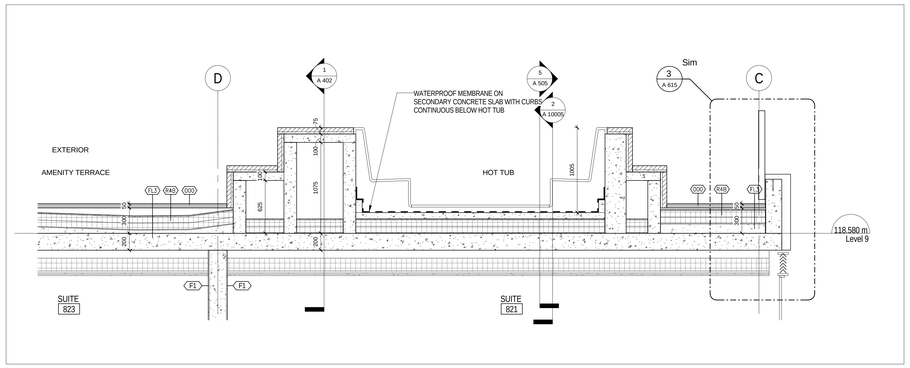

3 A 505 SOUTH WALL SECTION AT AMENITY TERRACE HOT TUB
1 : 25

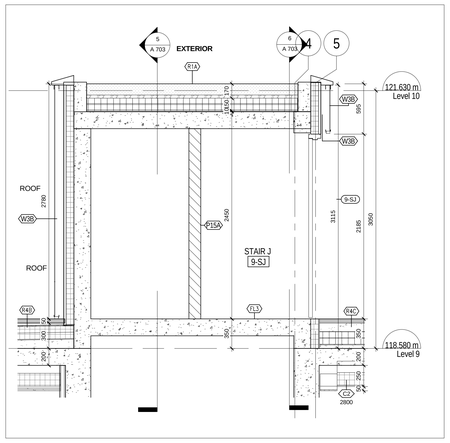

2 A 505 STAIR J AT LEVEL 9 - AT DOOR
1 : 25

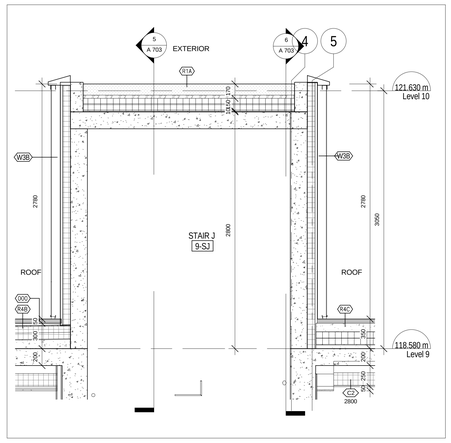

1 A 505 STAIR J AT LEVEL 9 - AT WALL
1 : 25

All drawings, specifications, related documents and designs are the property of Teeple Architects Inc. and shall be used only for the project designated on the drawings. Reproduction of the drawings, specifications, related documents and designs in whole or in part is strictly forbidden without the architects written consent.

This drawing, as an instrument of service, is provided by and is the property of Teeple Architects Inc. and shall be used only for the project designated on the drawing. Prior to commencement of work, the contractor is responsible for the coordination and verification of all dimensions contained herein and all measurements and conditions on the site which affect the performance of the work. Any discrepancies or errors and omissions in the contract documents shall be reported to the consultant in writing prior to the commencement of affected work.

DO NOT SCALE THIS DRAWING

This drawing shall not be used for construction purposes unless countersigned

Teeple Architects Inc.

SPADINA ▸ QUEEN

TRIDEL®

METRIC SCALE DRAWING
FIRST FLOOR ELEV. +93.60m

No.	ISSUED / REVISED FOR:	DATE:
1	Issued for Coordination	2014-06-23
2	Reissued for Permit	2014-07-03
3	Reissued for Permit	2014-08-22
4	Issued for Tender	2014-08-26
5	Issued for Tender	2014-09-02
6	Issued for ASI 03	2015-05-04
7	Issued for Tender	2015-06-05

SQ ALEXANDRA PARK - BLOCK 11
38 CAMERON ST., TORONTO, ONTARIO M5T 2H2

project no:	12-115
scale:	1 : 25
drawn by:	TAI
reviewed by:	JH
date:	2014-10-12

Teeple Architects
5 CAMERON STREET TORONTO, ONTARIO
416-598-0504 TEL FAX 416-598-1755
INFO@TEEPLEARCH.COM

WALL SECTIONS - WEST

A 505

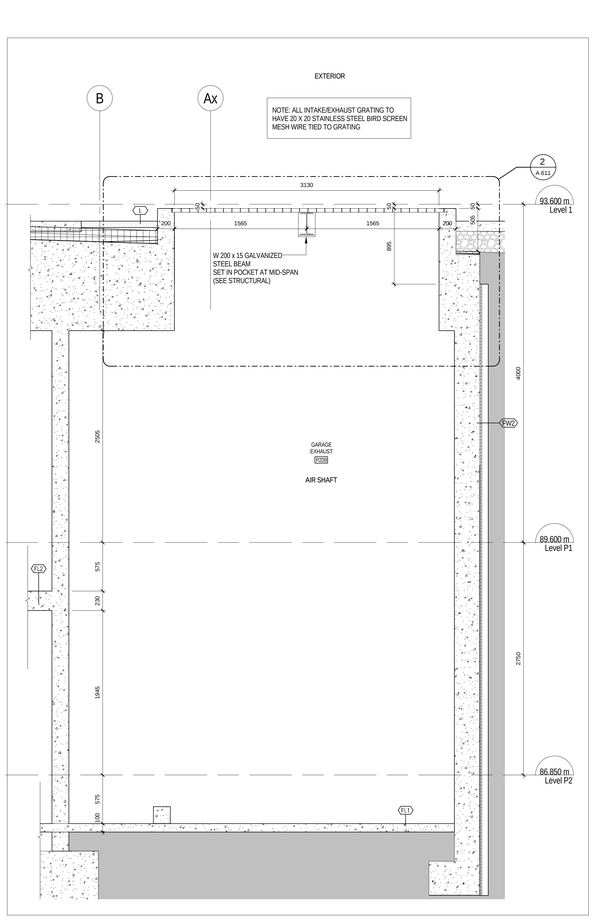

4 / A 506 SECTION AT GARAGE EXHAUST
1 : 25

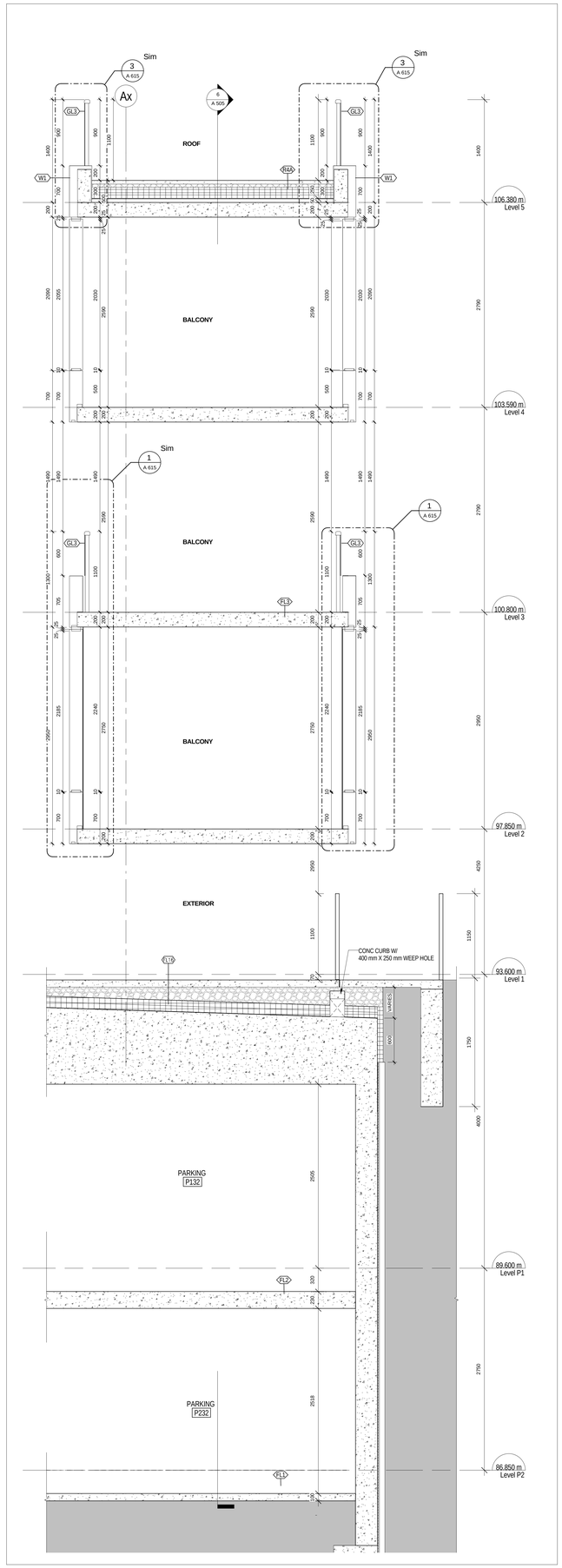

3 / A 506 SOUTH WALL SECTION AT BALCONY
1 : 25

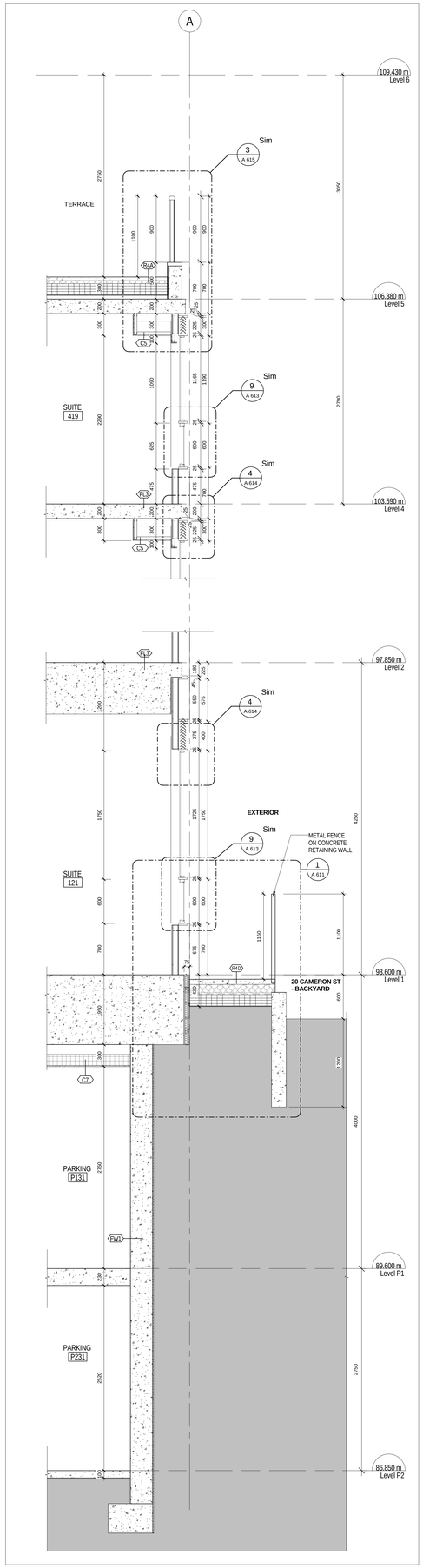

2 / A 506 SOUTH WALL SECTION AT SUITE 121
1 : 25

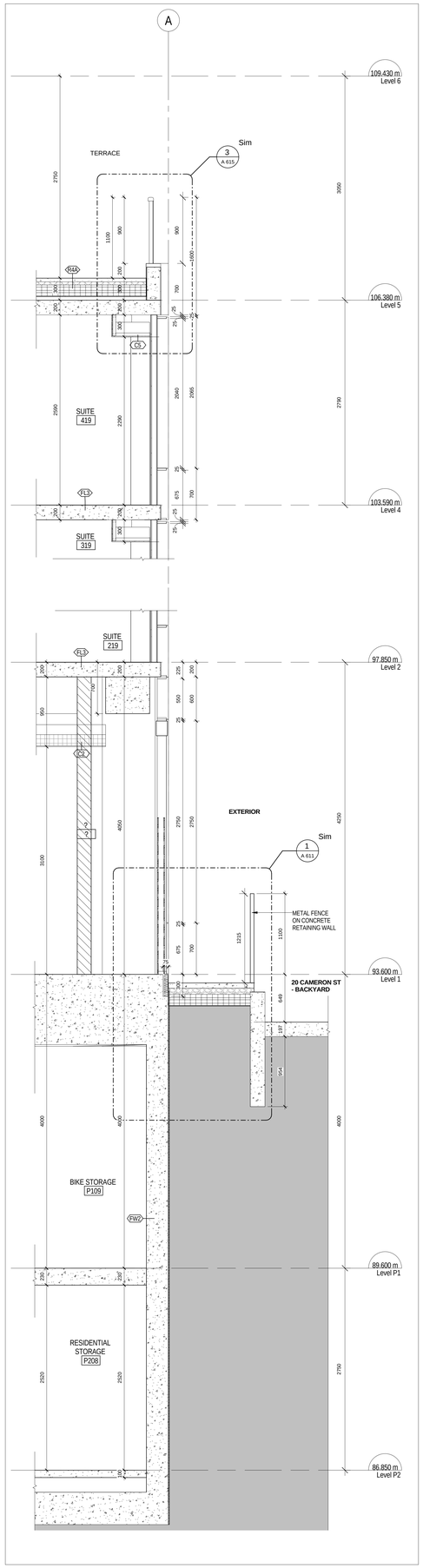

1 / A 506 SOUTH WALL SECTION AT METAL PANEL CLADDING
1 : 25

All drawings, specifications, related documents and design are the property of Teeple Architects Inc. and are protected by copyright. Reproduction of the drawings, specifications, related documents and design in whole or in part is strictly forbidden without the architects written consent.

This drawing, as an instrument of service, is provided by and is the property of Teeple Architects Inc. and shall be used only for the project shown and in accordance with the agreement between Teeple Architects and its client. Contractor is responsible for the coordination and verification of all dimensions contained hereon and all measurements and conditions on site. Contractor is responsible for reporting to the consultant any that report any discrepancies to the consultant in writing prior to the commencement of affected work.

DO NOT SCALE THIS DRAWING

This drawing shall not be used for construction purposes unless countersigned

Teeple Architects Inc.

SPADINA ✦ QUEEN

TRIDEL®

METRIC SCALE DRAWING

FIRST FLOOR ELEV. +93.60m

No.	ISSUED / REVISED FOR:	DATE:
1	Issued for Coordination	2014-06-23
2	Reissued for Permit	2014-07-10
3	Reissued for Permit	2014-08-22
4	Issued for Tender	2014-08-26
5	Issued for Tender	2014-09-22
6	Issued for ASI 03	2015-05-04
7	Issued for Tender	2015-06-05

SQ ALEXANDRA PARK - BLOCK 11
38 CAMERON ST, TORONTO, ONTARIO M5T 2H2

project no:	12-115
scale:	1 : 25
drawn by:	TJU
reviewed by:	JH
date:	2014-09-22

Teeple Architects
5 CAMERON STREET TORONTO, ONTARIO
416-598-0504 TEL FAX-416-598-1785
INFO@TEEPLEARCH.COM

WALL SECTIONS - SOUTH

A 506

All drawings, specifications, related documents and design are the property of Teeple Architects Inc. and are protected by copyright. Reproduction of the drawings, specifications, related documents and design in whole or in part is strictly forbidden without the architect's written consent.

This drawing, as an instrument of service, is provided by and is the property of Teeple Architects Inc. and shall be used only for the project shown and in accordance with the agreement between the client and contractor is responsible for the coordination and verification of all dimensions contained hereon and all measurements and conditions on site prior to commencement of work. Failure to do so shall in no way discharge the contractor from its obligations in writing prior to the commencement of the work affected.

DO NOT SCALE THIS DRAWING

This drawing shall not be used for construction purposes unless countersigned

Teeple Architects Inc.

SPADINA QUEEN

TRIDEL

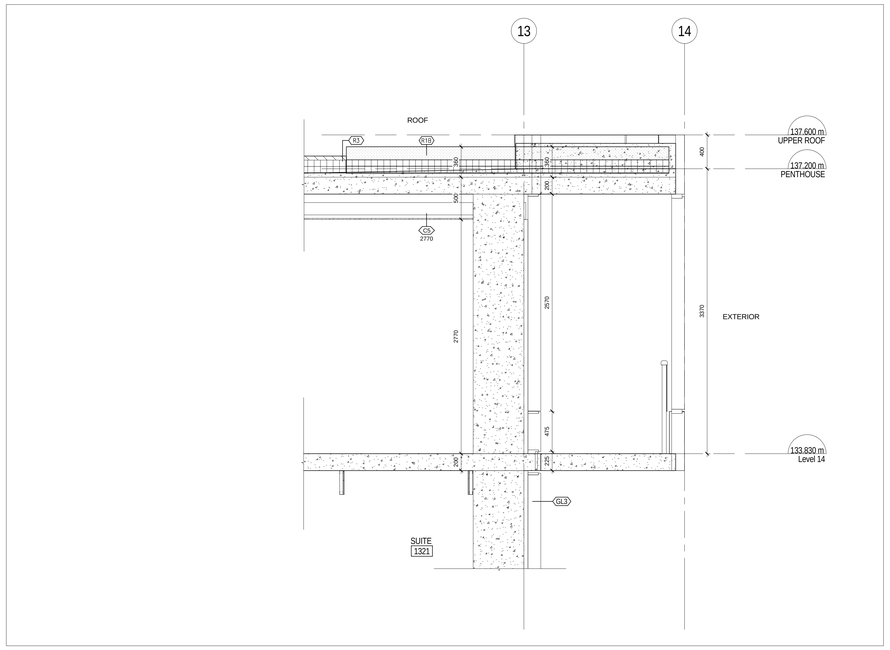

4 / A 507 EAST WALL SECTION - ROOF AT PENTHOUSE + BALCONY

1 : 25

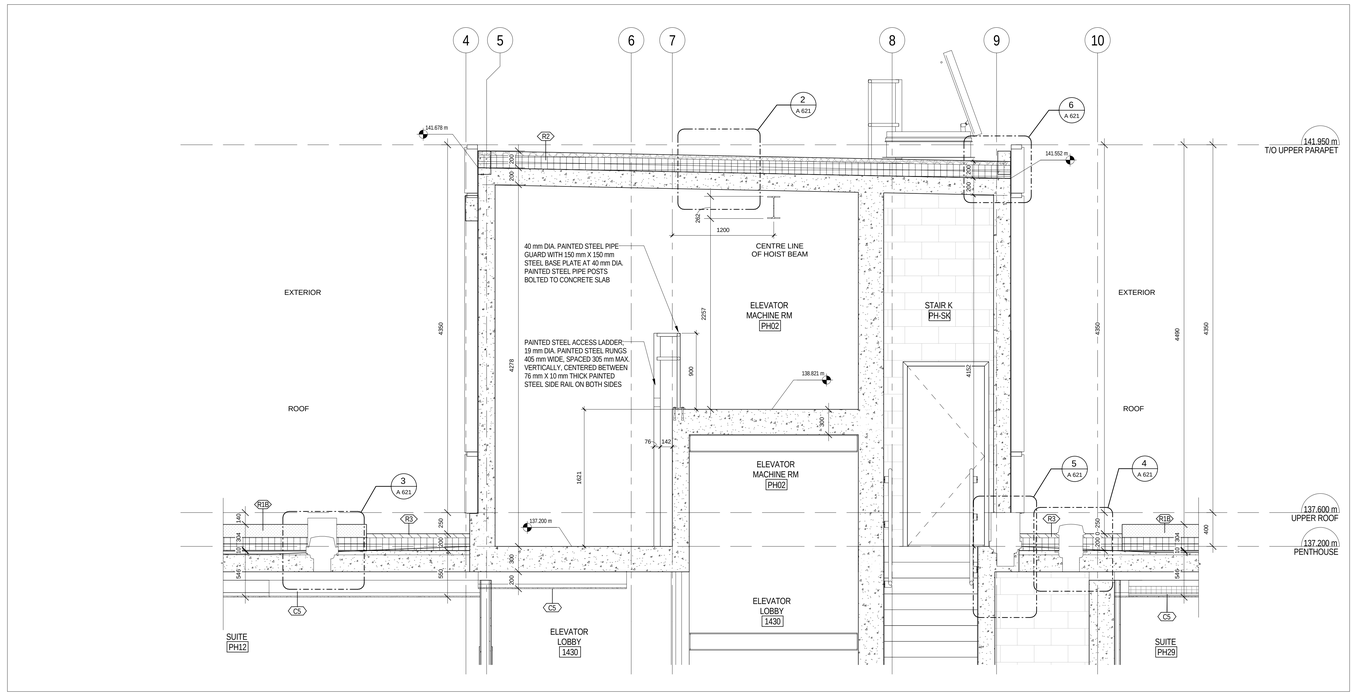

2 / A 507 EAST WALL SECTION - ROOF AT PENTHOUSE

1 : 25

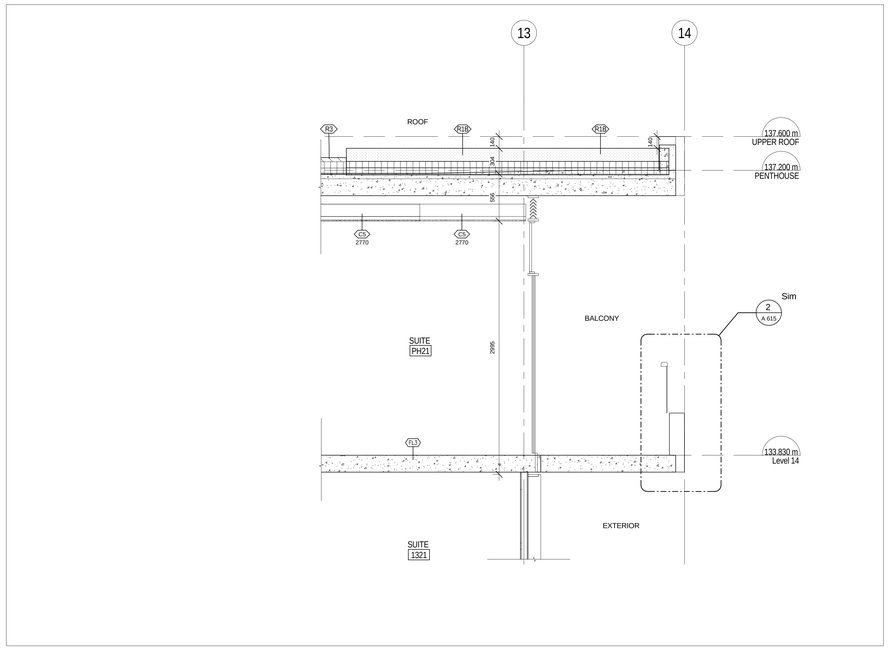

3 / A 507 EAST WALL SECTION - ROOF AT PENTHOUSE + BALCONY CENTRE

1 : 25

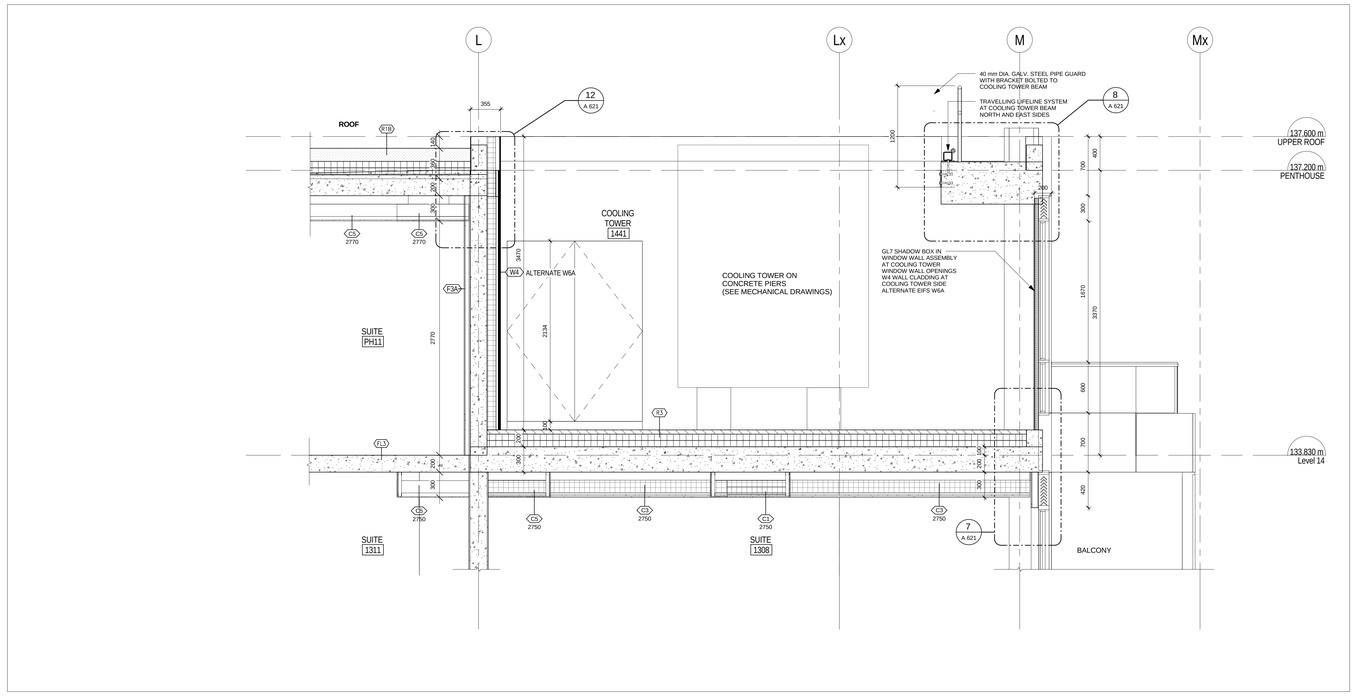

1 / A 507 NORTH WALL SECTION AT COOLING TOWER

1 : 25

METRIC SCALE DRAWING

FIRST FLOOR ELEV. +93.60m

No.	ISSUED / REVISED FOR:	DATE:
1	Issued for Coordination	2014-06-23
2	Reissued for Permit	2014-07-03
3	Reissued for Permit	2014-08-22
4	Issued for Tender	2014-08-26
5	Issued for Tender	2014-09-22
6	Issued for Tender	2015-05-05

SQ ALEXANDRA PARK - BLOCK 11

38 CAMERON ST, TORONTO, ONTARIO M5T 2H2

project no:	12-115
scale:	1 : 25
drawn by:	TAI
reviewed by:	JM
date:	2014-09-22

Teeple Architects

5 CAMERON STREET 416.598.0504 TEL | INFO@TEEPLEARCH.COM | TORONTO, ONTARIO M5T 2H2 CANADA

WALL SECTIONS - PENTHOUSE

A 507

All drawings, specifications, related documents and designs are the property of Teeple Architects Inc. and shall be used only for the project shown on the drawings. Reproduction of the drawings, specifications, related documents and designs in whole or in part is strictly forbidden without the architect's written consent.

This drawing, as an instrument of service, is provided to and is the property of Teeple Architects Inc. and shall be used only for the project shown on the drawing. Prior to commencement of construction the contractor is responsible for the coordination and verification of all dimensions contained hereon and all measurements and conditions on site affecting the work shown on this drawing. Any discrepancies or omissions shall be reported immediately to the consultant in writing prior to the commencement of affected work.

DO NOT SCALE THIS DRAWING

This drawing shall not be used for construction purposes unless countersigned

Teeple Architects Inc.

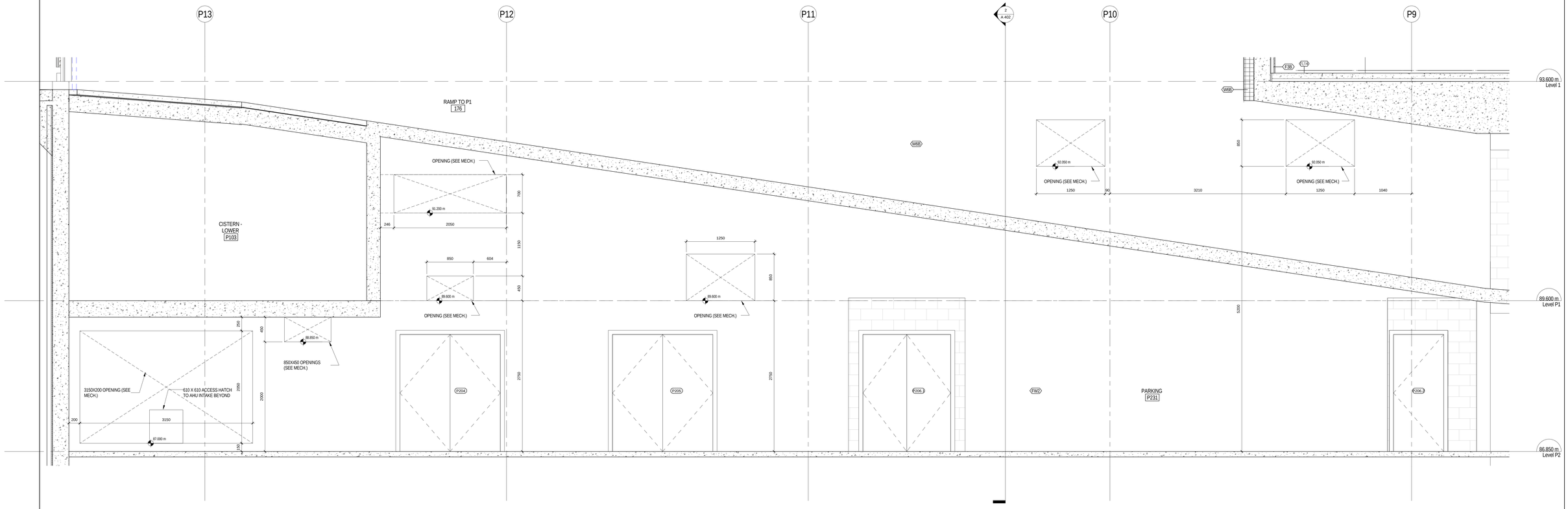

2 / A 502 WEST WALL SECTION - RAMP WITH SERVICES ROOMS
1 : 25

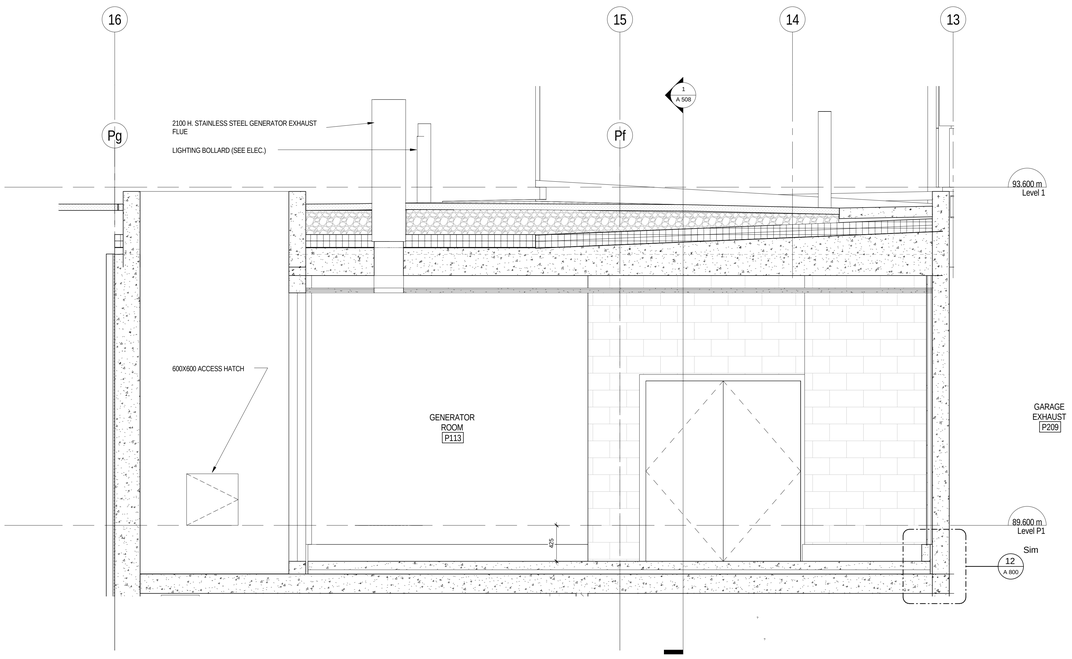

3 / A 508 WEST EAST SECTION AT GENERATOR ROOM
1 : 25

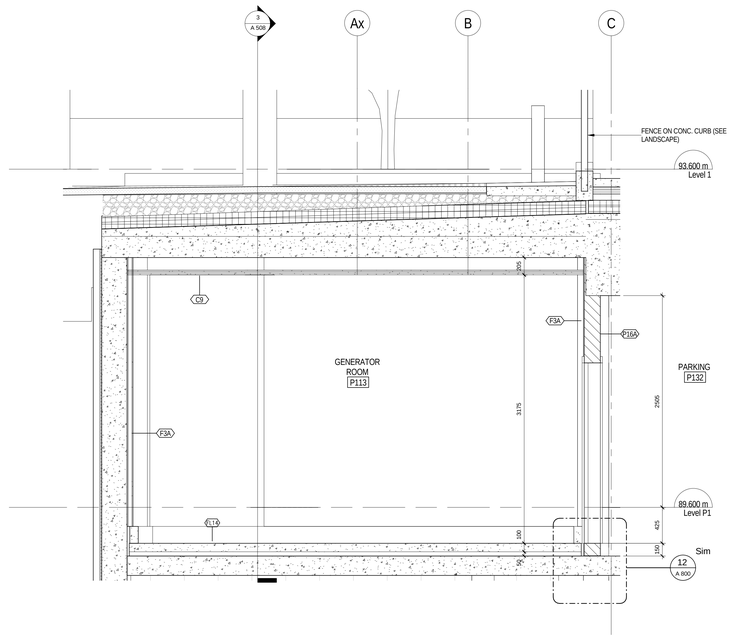

1 / A 508 SOUTH NORTH SECTION AT EMERGENCY GENERATOR ROOM
1 : 25

SPADINA QUEEN

TRIDEL

METRIC SCALE DRAWING

FIRST FLOOR ELEV. +93.60m

No.	ISSUED / REVISED FOR:	DATE:
1	Issued for ASI 03	2015-05-04
2	Issued for Tender	2015-05-05

SQ ALEXANDRA PARK - BLOCK 11

38 CAMERON ST, TORONTO, ONTARIO M5T 2H2

project no:	12-115
scale:	1 : 25
drawn by:	Author
reviewed by:	Checker
date:	04/22/15

Teeple Architects

5 CAMERON STREET TORONTO, ONTARIO
416-598-0126 TEL 416-598-1755 FAX
BRAMPTON@TEEPLEGROUP.COM

WALL SECTIONS - P1 & P2

A 508

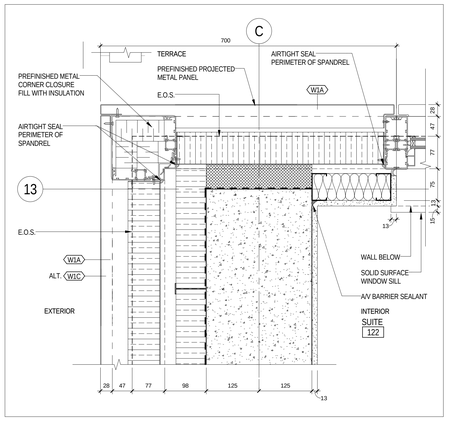

11 A 601 EXTERIOR CORNER 1 : 5

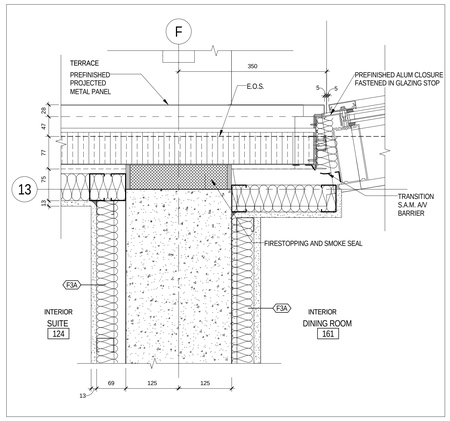

7 A 601 EXTERIOR WALL AT CURTAIN WALL CONNECTION 1 : 5

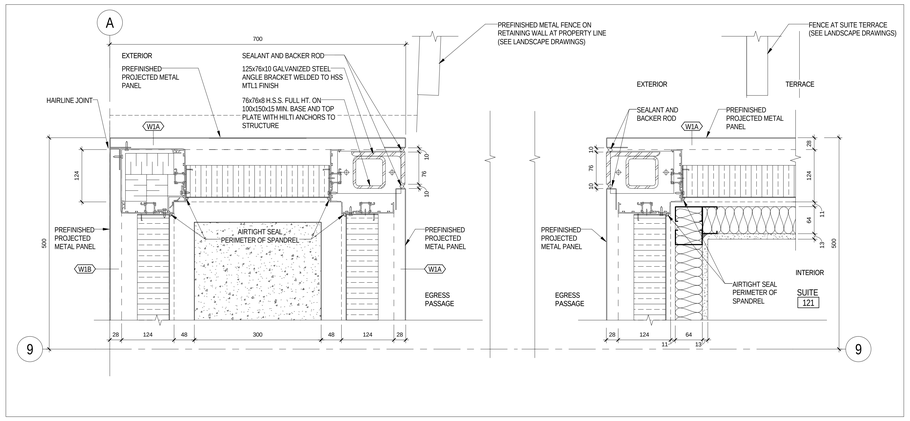

15 A 601 EXTERIOR EGRESS PASSAGE 1 : 5

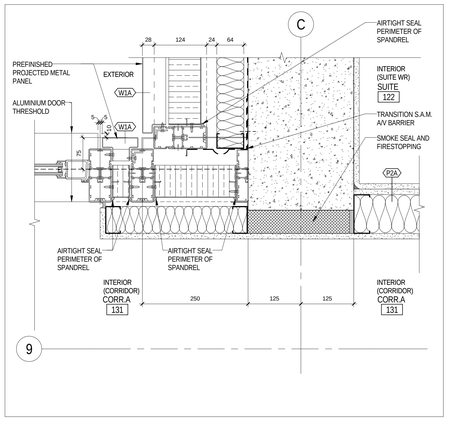

10 A 601 EXTERIOR CORNER 1 : 5

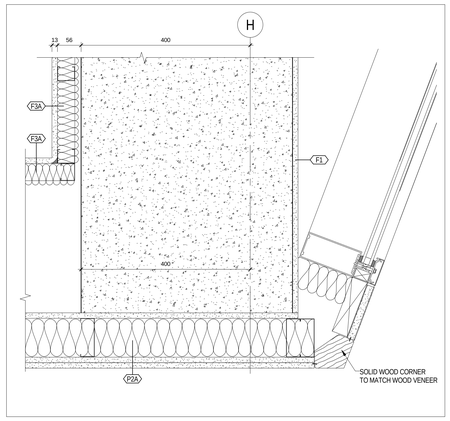

6 A 601 RESIDENTIAL LOBBY - AT AMENITY/PARTY ROOM 1 : 5

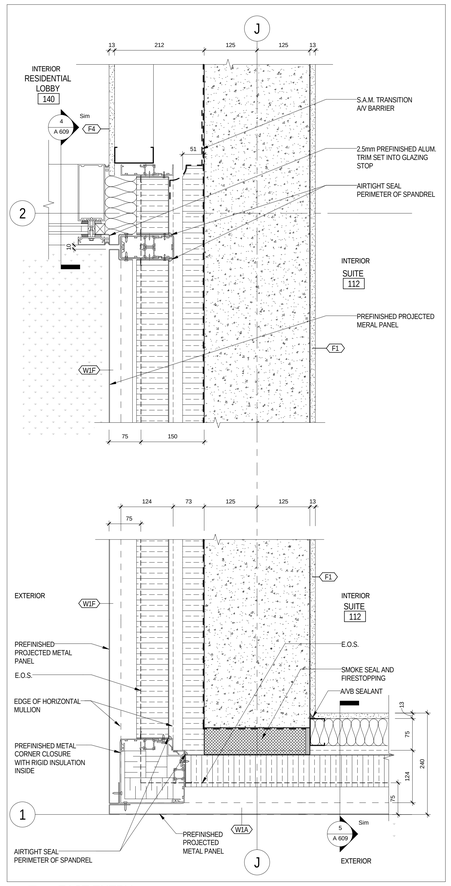

2 A 601 EAST ENTRY 1 : 5

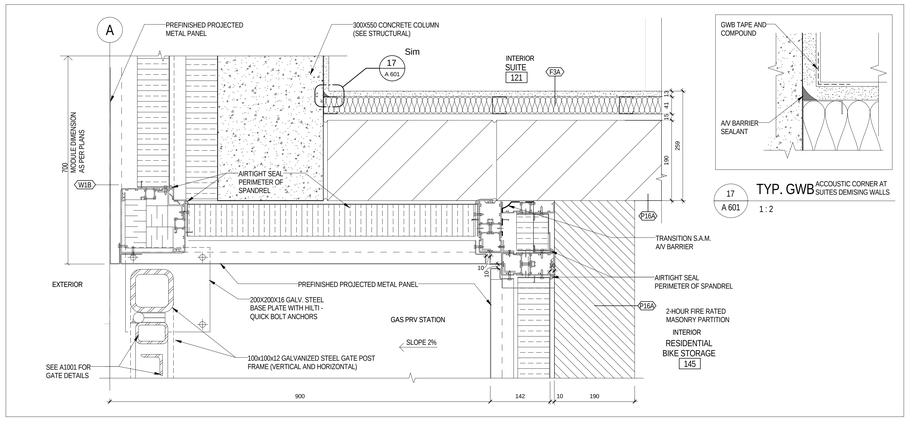

14 A 601 GAS PRV STATION 1 : 5

17 A 601 TYP. GWB ACCOUSTIC CORNER AT SUITES DEMISING WALLS 1 : 2

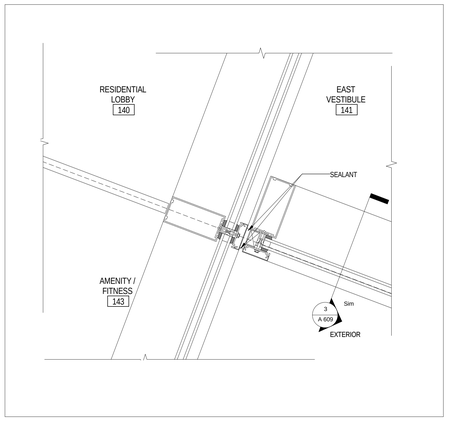

9 A 601 EAST VESTIBULE - CHANNEL GLASS DETAIL 1 : 5

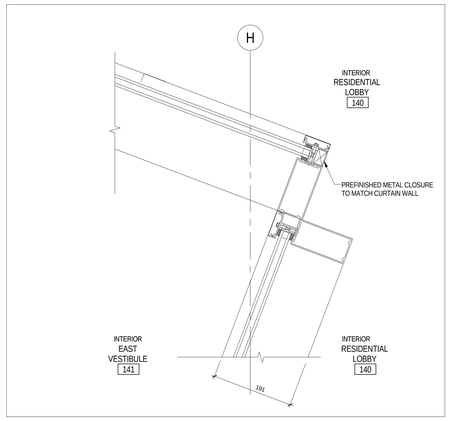

5 A 601 EAST VESTIBULE - CORNER DETAIL 1 : 5

2 A 601 EAST ENTRY 1 : 5

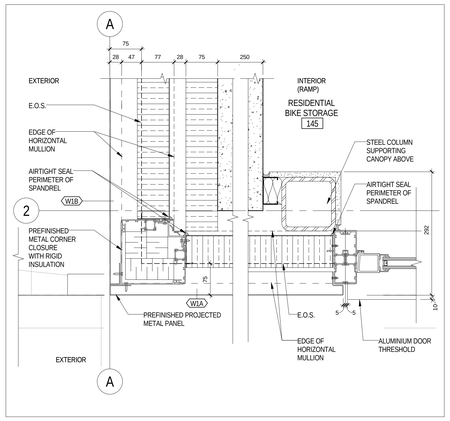

13 A 601 BIKE STORAGE 1 : 5

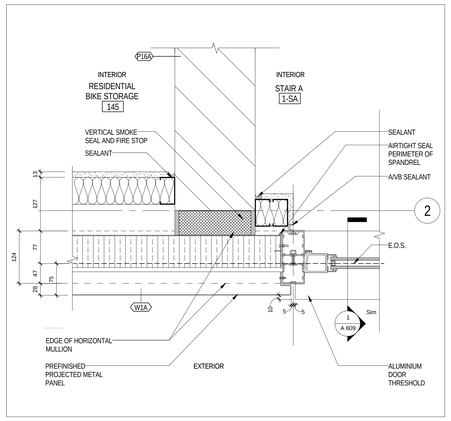

12 A 601 EXTERIOR DETAIL - AT STAIR A 1 : 5

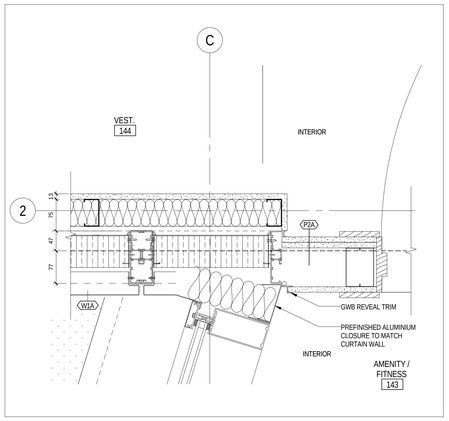

8 A 601 EXTERIOR DETAIL - AT AMENITY / FITNESS 1 : 5

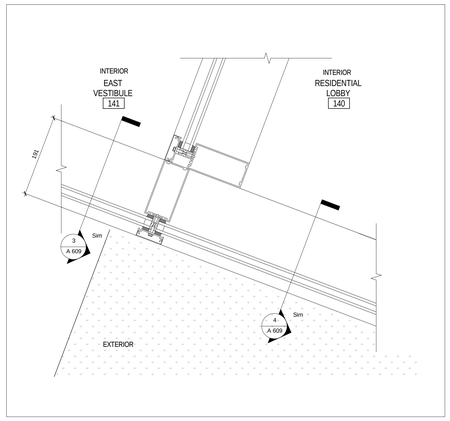

4 A 601 EAST VESTIBULE - CORNER DETAIL 1 : 5

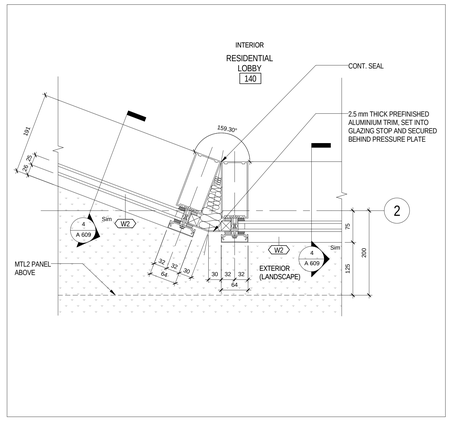

1 A 601 RESIDENTIAL LOBBY - CORNER DETAIL AT EAST ENTRY 1 : 5

All drawings, specifications, related documents and designs are the property of Teeple Architects Inc. and shall be used only for the project shown on the drawings. Reproduction of the drawings, specifications, related documents and designs in whole or in part is strictly forbidden without the architect's written consent.

This drawing, as an instrument of service, is provided by and is the property of Teeple Architects Inc. and shall be used only for the project shown on the drawing. Prior to commencement of construction, the contractor is responsible for the coordination and verification of all dimensions contained herein and all measurements and conditions on the site that affect the performance of the work. Any discrepancies or errors or omissions in the construction in writing prior to the commencement of the affected work.

DO NOT SCALE THIS DRAWING

This drawing shall not be used for construction purposes unless countersigned

Teeple Architects Inc.

SPADINA QUEEN

TRIDEL®

METRIC SCALE DRAWING

FIRST FLOOR ELEV. +93.60m

No.	ISSUED / REVISED FOR:	DATE:
1	Issued for Tender	2014-09-22
2	Issued for ASI 03	2015-05-04
3	Issued for Tender	2015-05-05

SQ ALEXANDRA PARK - BLOCK 11

38 CAMERON ST, TORONTO, ONTARIO M5T 2H2

project no:	12-115
scale:	As indicated
drawn by:	Author
reviewed by:	Checker
date:	2014-09-22

Teeple Architects

5 CAMERON STREET 416-598-0554 TEL
ARTS@TEEPLEARCHITECT.COM
TORONTO, ONTARIO M5T 2H2 416-598-0555 FAX

PLAN DETAILS - GROUND FLOOR

A 601

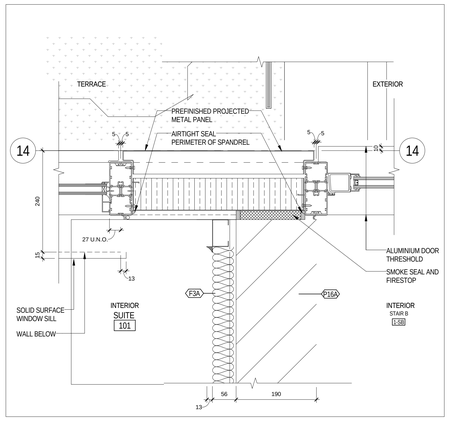

16 A 602 EXTERIOR WALL - AT SUITE 101 / STAIRS (WEST)
1 : 5

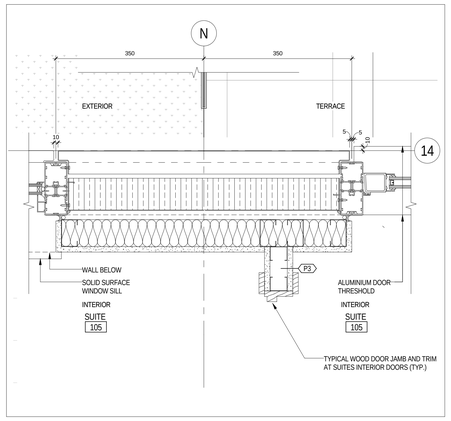

13 A 602 EXTERIOR WALL - AT SUITE 105 (WEST)
1 : 5

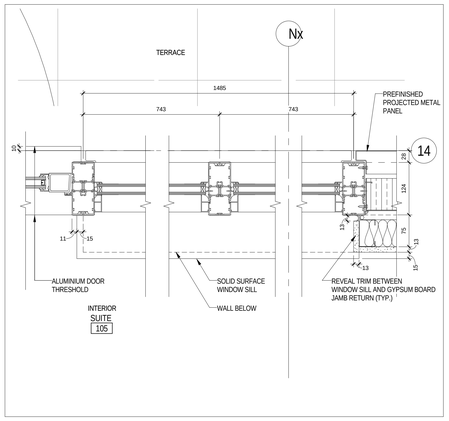

11 A 602 EXTERIOR WALL - AT SUITE 105 ENTRY (WEST)
1 : 5

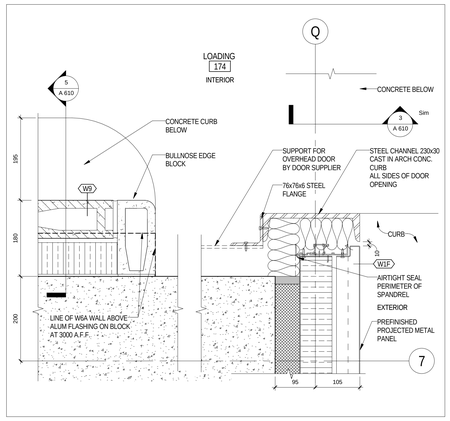

7 A 602 EXTERIOR WALL AT LOADING OVERHEAD DOOR (NORTH)
1 : 5

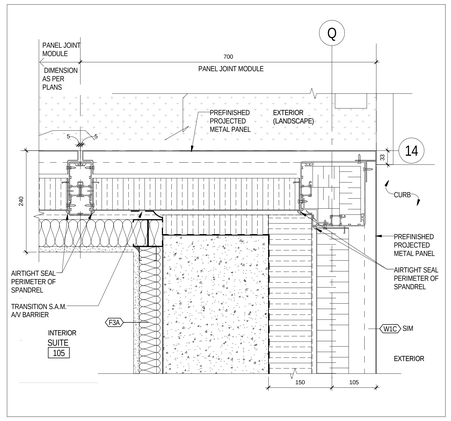

3 A 602 EXTERIOR CORNER (NW)
1 : 5

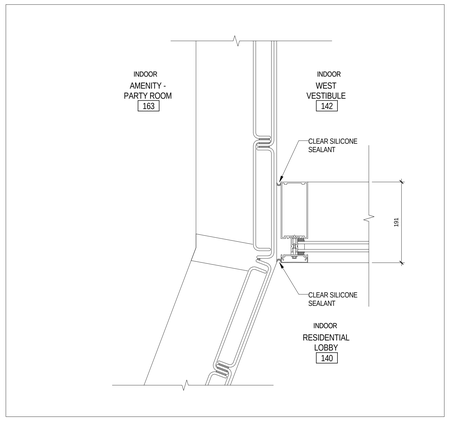

15 A 602 CHANNEL GLASS / CURTAIN WALL DETAIL AT RESIDENTIAL LOBBY
1 : 5

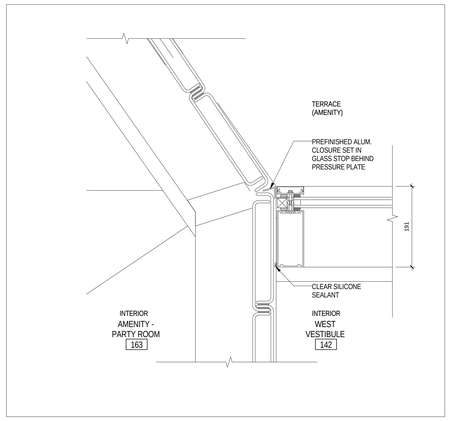

12 A 602 CHANNEL GLASS / CURTAIN WALL DETAIL AT WEST VESTIBULE
1 : 5

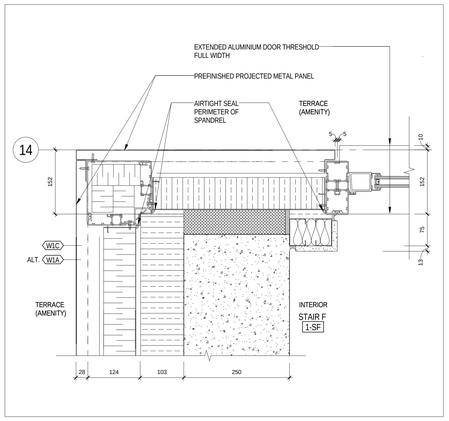

10 A 602 EXTERIOR CORNER - AT WEST ENTRY
1 : 5

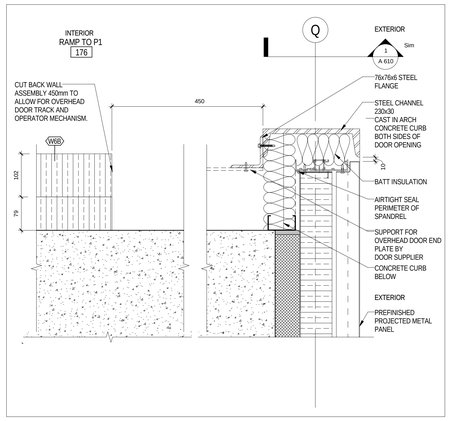

6 A 602 EXTERIOR WALL - AT OVERHEAD DOOR (NORTH)
1 : 5

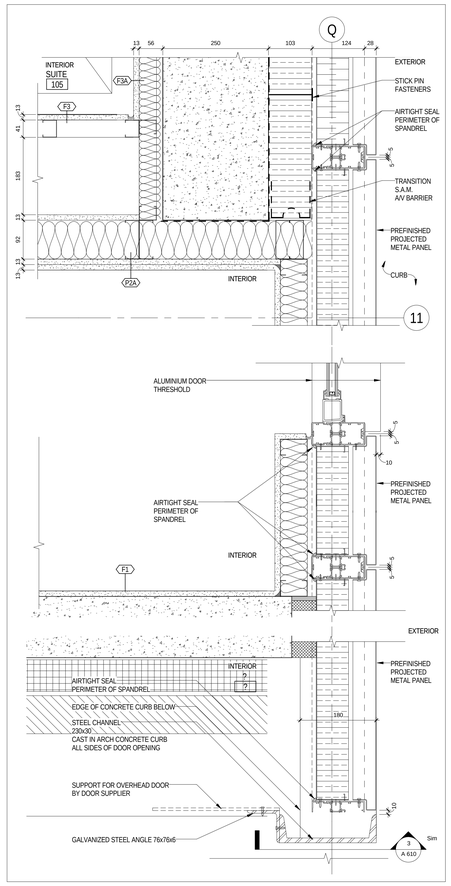

2 A 602 EXTERIOR WALL - AT OVERHEAD DOOR / STAIR E
1 : 5

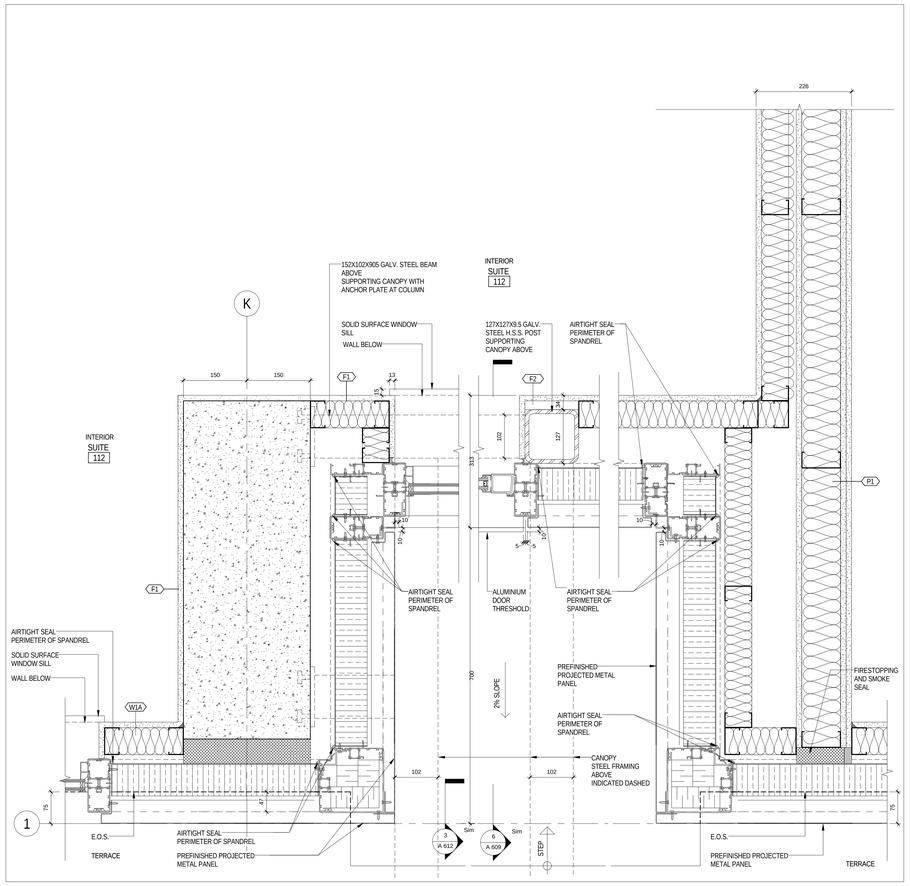

14 A 602 EXTERIOR WALL - AT SUITE 112 ENTRY
1 : 5

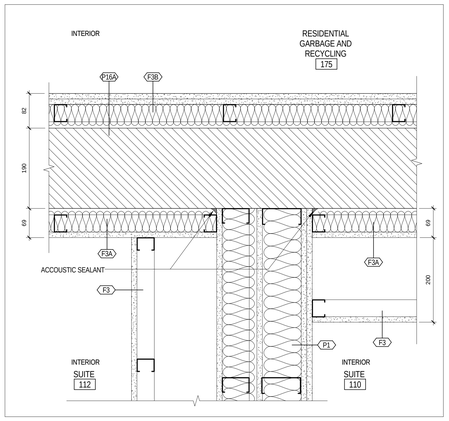

9 A 602 DEMISING WALL - AT GARBAGE ROOM
1 : 5

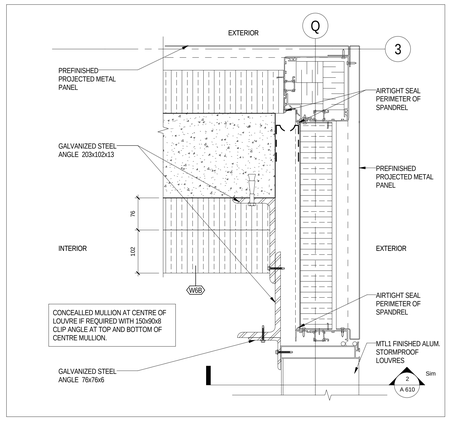

5 A 602 EXTERIOR WALL - AT LOUVRE (NORTH)
1 : 5

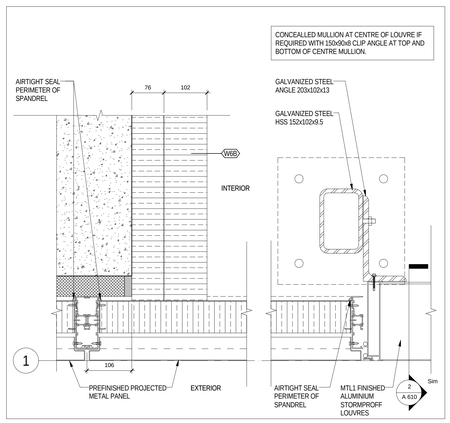

4 A 602 EXTERIOR WALL - AT LOUVRE (EAST)
1 : 5

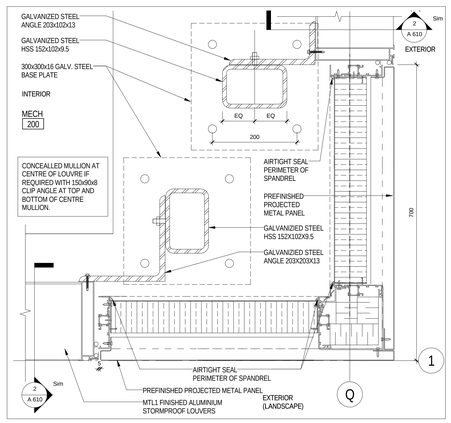

1 A 602 EXTERIOR CORNER AT GARAGE INTAKE
1 : 5

All drawings, specifications, related documents and design are the property of Teeple Architects Inc. and are protected by copyright. Reproduction of the drawings, specifications, related documents and design in whole or in part is strictly forbidden without the architects written consent.

This drawing, as an instrument of service, is provided by and is the property of Teeple Architects Inc. and shall be used only for the project shown and in accordance with the agreement between the client and contractor is responsible for the coordination and verification of all dimensions contained herein and all measurements and conditions on the job shall be verified before work is started. Any discrepancies or omissions shall be reported to the consultant in writing prior to the commencement of the affected work.

DO NOT SCALE THIS DRAWING

This drawing shall not be used for construction purposes unless countersigned

Teeple Architects Inc.

SQ
SPADINA QUEEN
TRIDEL®

METRIC SCALE DRAWING
FIRST FLOOR ELEV. +93.60m

No.	ISSUED / REVISED FOR:	DATE:
1	Issued for Tender	2014-09-22
2	Issued for AS/ 03	2015-05-04
3	Issued for Tender	2015-05-05

SQ ALEXANDRA PARK - BLOCK 11
38 CAMERON ST, TORONTO, ONTARIO M5T 2H2

project no:	12-115
scale:	1 : 5
drawn by:	Author
reviewed by:	Checker
date:	2014-09-22

Teeple Architects
15 CAMERON STREET 416-598-0504 TEL
TORONTO, ON M5B2 FAX 416-598-0705
INFO@TEEPLEARCH.COM

PLAN DETAILS - GROUND FLOOR

A 602

All drawings, specifications, related documents and designs are the property of Teeple Architects Inc. and shall be used only for the project shown on the drawings. Reproduction of the drawings, specifications, related documents and designs in whole or in part is strictly forbidden without the architect's written consent.

This drawing, as an instrument of service, is provided by and is the property of Teeple Architects Inc. and shall be used only for the project shown on the drawing. Prior to the commencement of work, the contractor is responsible for the coordination and verification of all dimensions contained hereon and all interconnections and conditions on the site and shall report any discrepancies to the consultant. Failure to do so shall report any discrepancies to the consultant in writing prior to the commencement of work shall void all warranties.

DO NOT SCALE THIS DRAWING

This drawing shall not be used for construction purposes unless countersigned

Teeple Architects Inc.

SPADINA QUEEN

TRIDEL®

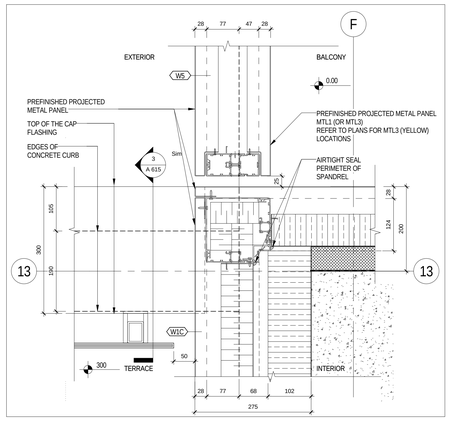

4 A 603 EXTERIOR CORNER AT TERRACE + BALCONY - WEST

1 : 5

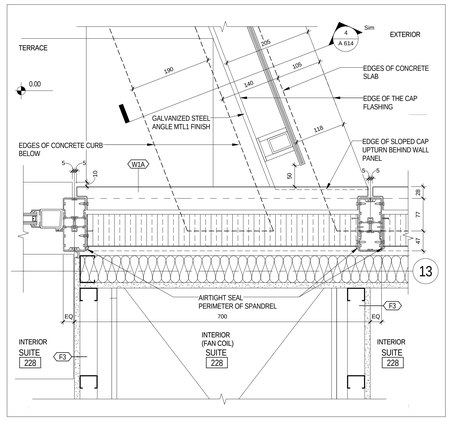

2 A 603 EXT WALL AT CURVED TERRACE - WEST

1 : 5

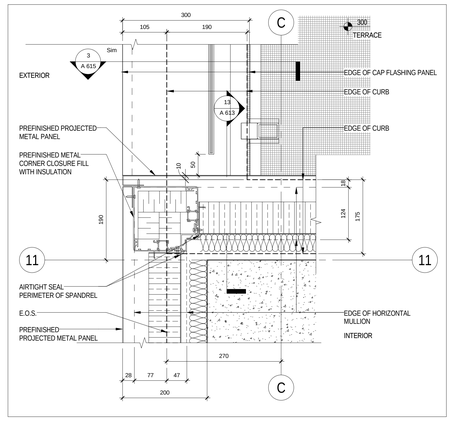

7 A 603 EXTERIOR CORNER AT TERRACE - WEST

1 : 5

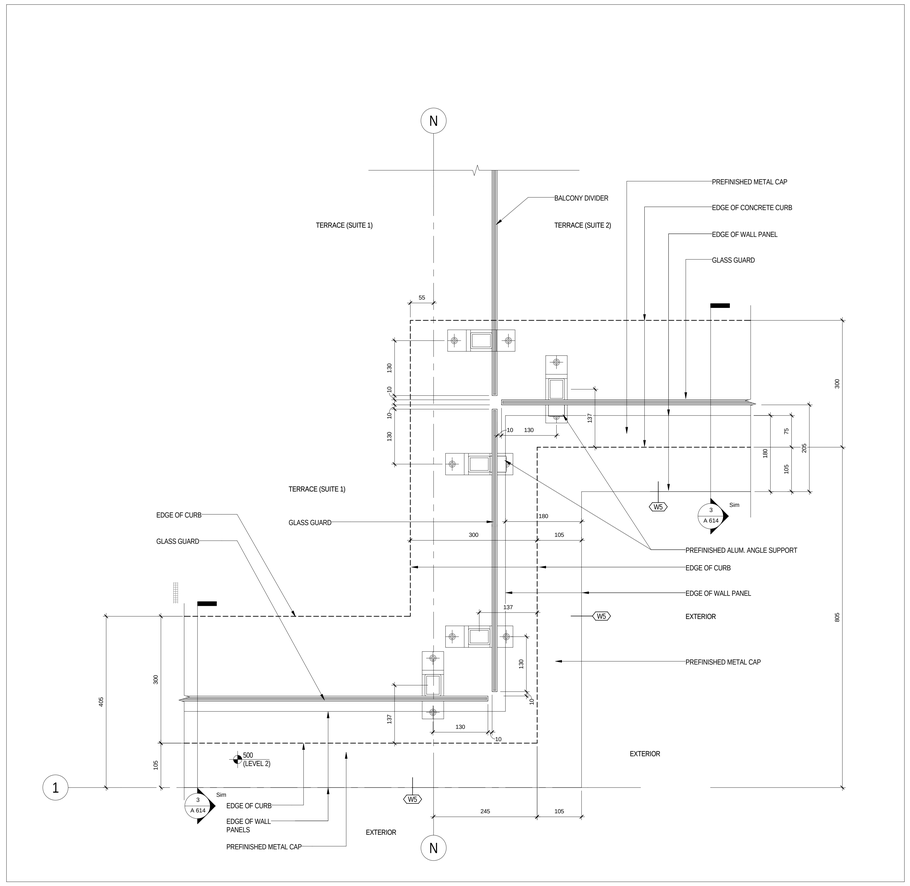

11 A 603 TYP - TERRACE INSIDE CORNER AT DIVIDER - EAST

1 : 5

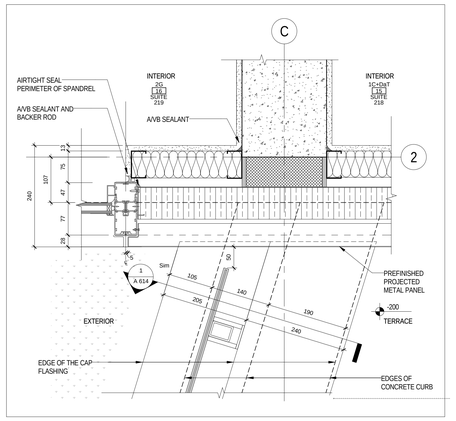

1 A 603 EXTERIOR WALL AT CURVED TERRACE - EAST

1 : 5

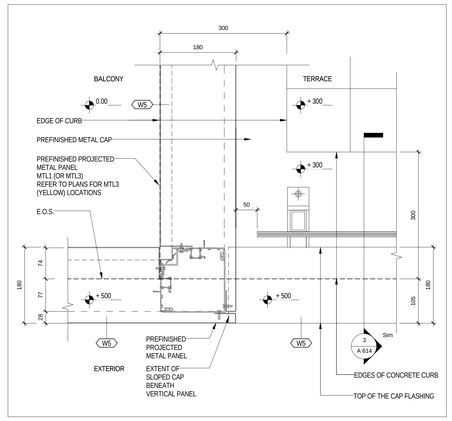

6 A 603 TERRACE TO ENCLOSED BALCONY - EAST

1 : 5

METRIC SCALE DRAWING

FIRST FLOOR ELEV. +93.60m

No.	ISSUED / REVISED FOR:	DATE:
1	Issued for Tender	2014-09-22
2	Issued for Tender	2015-05-05

SQ ALEXANDRA PARK - BLOCK 11

38 CAMERON ST, TORONTO, ONTARIO M5T 2H2

project no:	12-115
scale:	1 : 5
drawn by:	Author
reviewed by:	Checker
date:	2014-09-22

Teeple Architects

5 CAMERON STREET 416-598-0504 TEL
TORONTO, ONTARIO M5T 1P9 416-598-0505 FAX
info@teeplearchitects.com www.teeplearchitects.com

PLAN DETAILS - SECOND FLOOR

A 603

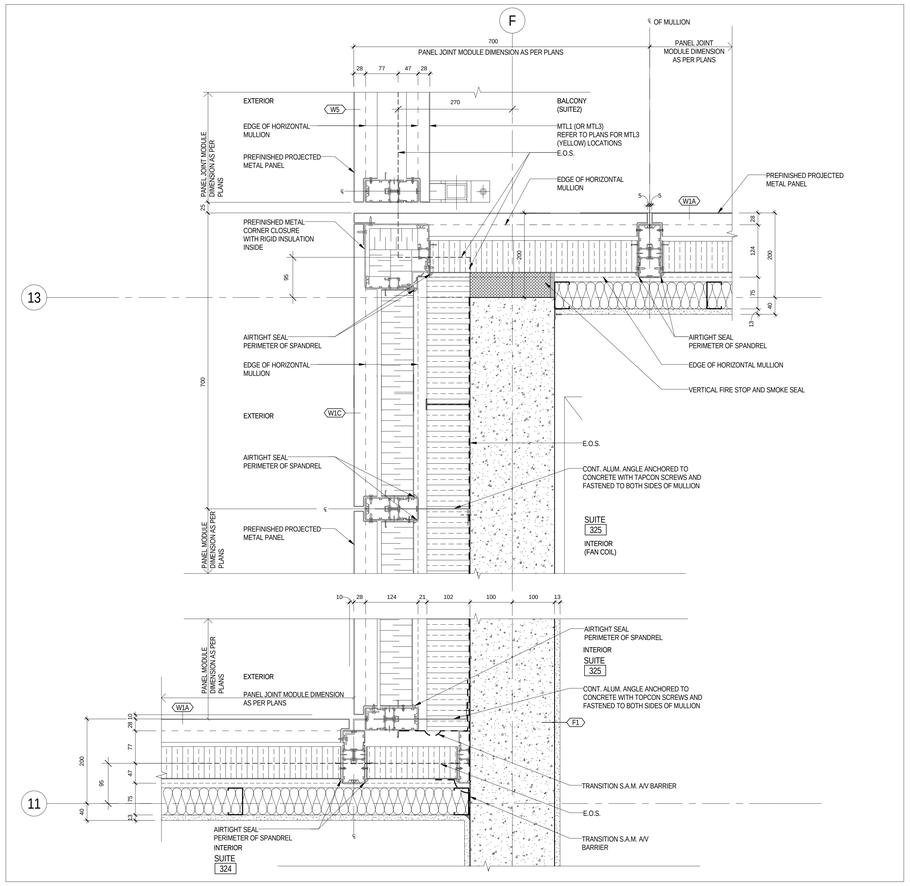

16 A 604 EXTERIOR WALL CORNER - W1A TO W1C 1 : 5

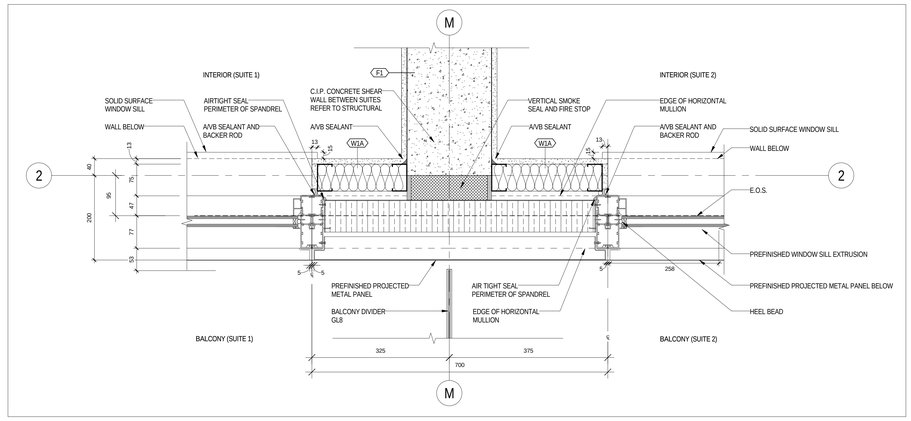

11 A 604 EXTERIOR WALL - AT BALCONY DIVIDER 1 : 5

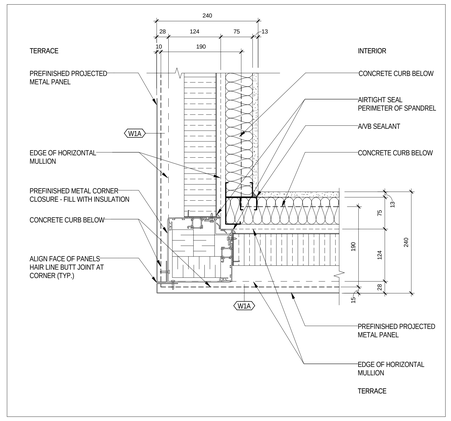

4 A 604 EXTERIOR WALL - CORNER - AT TERRACE 1 : 5

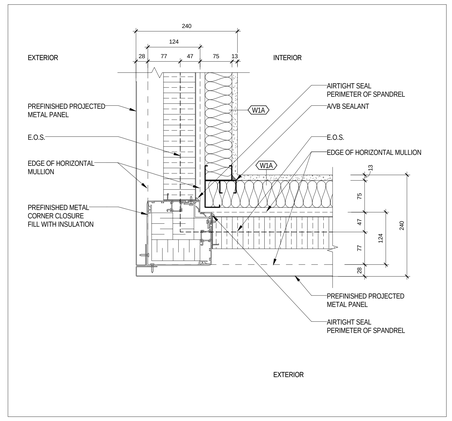

10 A 604 EXTERIOR WALL - CORNER 1 : 5

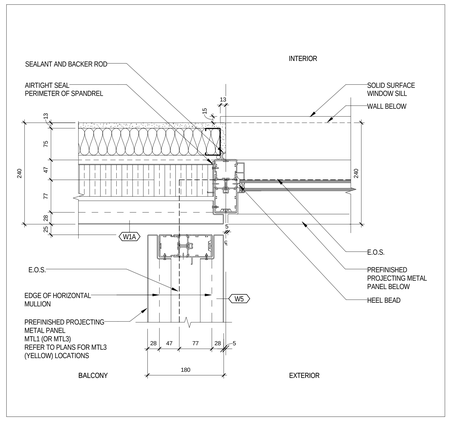

7 A 604 EXTERIOR WALL - GLAZING - AT BALCONY CONNECTION 1 : 5

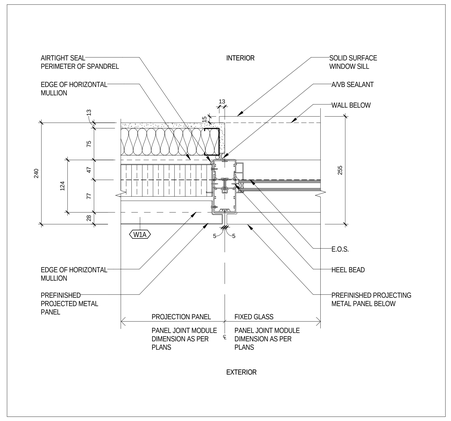

3 A 604 EXTERIOR WALL - GLAZING 1 : 5

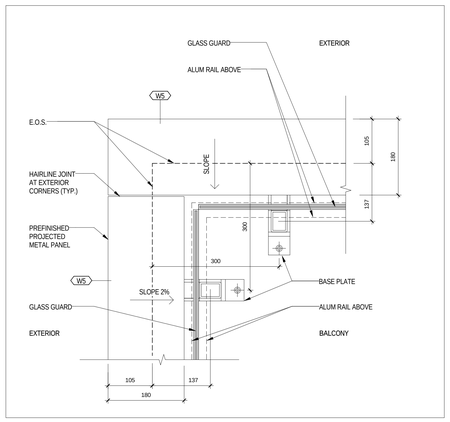

15 A 604 OPEN BALCONY - GLASS GUARD CORNER 1 : 5

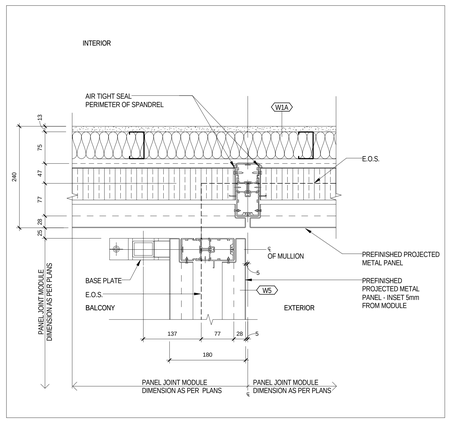

13 A 604 EXTERIOR WALL - AT OPEN BALCONY CONNECTION (LOW) 1 : 5

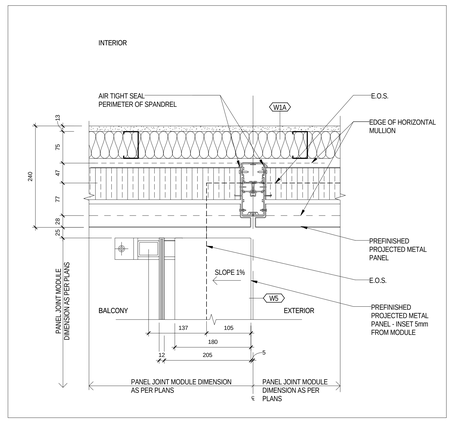

9 A 604 EXTERIOR WALL - AT OPEN BALCONY CONNECTION (HIGH) 1 : 5

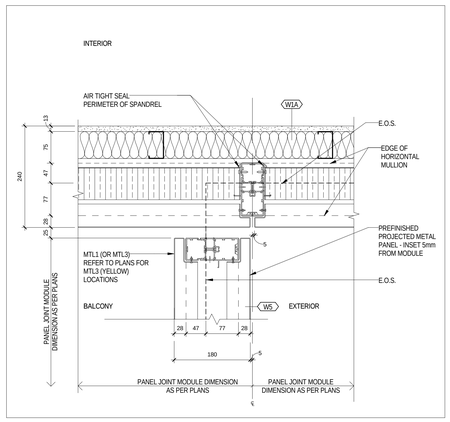

6 A 604 EXTERIOR WALL - AT ENCLOSED BALCONY CONNECTION 1 : 5

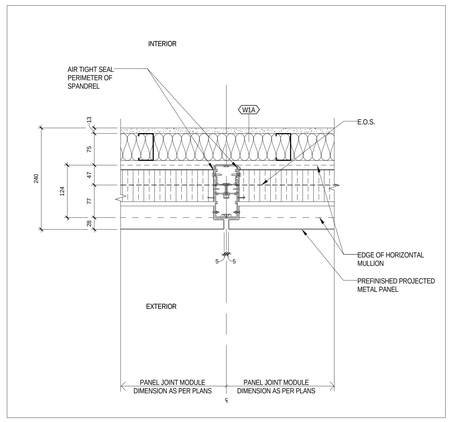

2 A 604 EXTERIOR WALL - AT PANEL CONNECTION 1 : 5

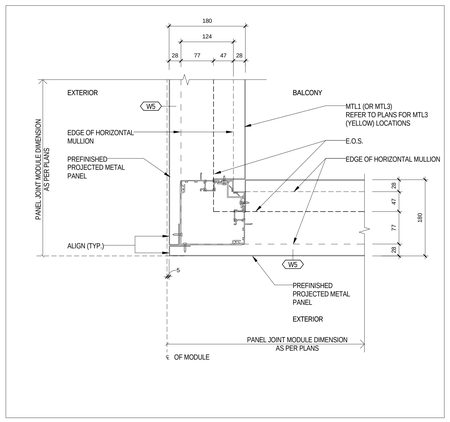

14 A 604 ENCLOSED BALCONY - CORNER 1 : 5

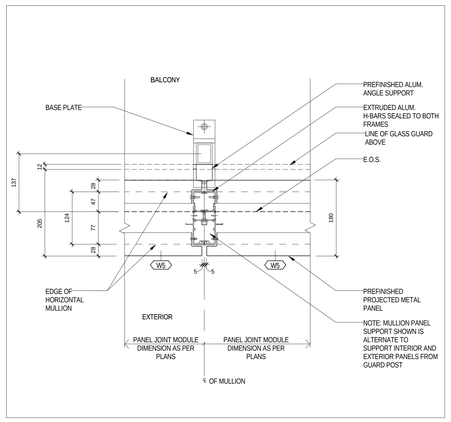

12 A 604 BALCONY - AT GLASS GUARD (LOW) 1 : 5

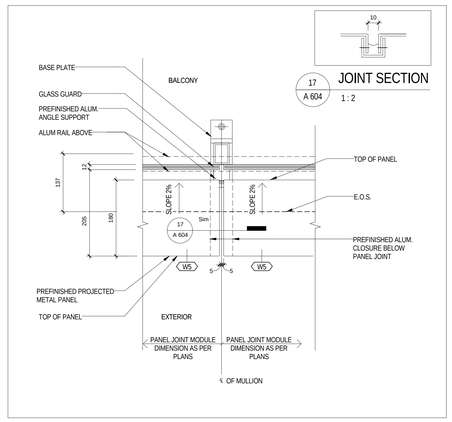

17 A 604 JOINT SECTION 1 : 2

8 A 604 BALCONY - AT GLASS GUARD (HIGH) 1 : 5

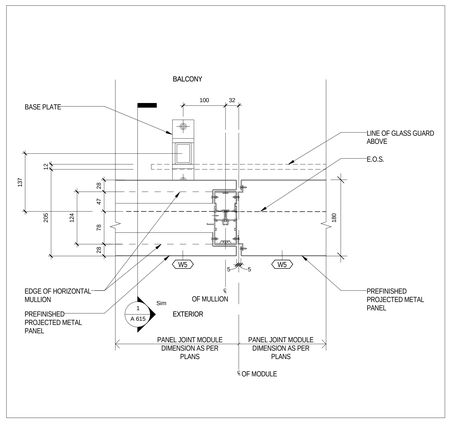

5 A 604 ENCLOSED BALCONY - AT GLASS GUARD (LOW) 1 : 5

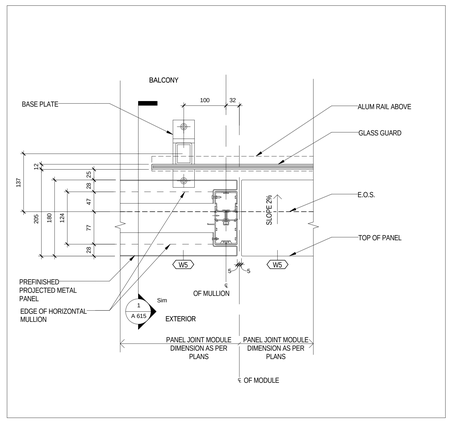

1 A 604 ENCLOSED BALCONY - AT GLASS GUARD (HIGH) 1 : 5

All drawings, specifications, related documents and designs are the property of Teeple Architects Inc. and are protected by copyright. Reproduction of the drawings, specifications, related documents and designs in whole or in part is strictly forbidden without the architects written consent.

This drawing, as an instrument of service, is provided by and is the property of Teeple Architects Inc. and shall be used only for the project and purpose for which it was prepared and delivered. The contractor is responsible for the coordination and verification of all dimensions contained hereon and all measurements and conditions on the job shall be verified before work is begun. Any discrepancies shall be reported to the consultant in writing prior to the commencement of the affected work.

DO NOT SCALE THIS DRAWING

This drawing shall not be used for construction purposes unless countersigned

Teeple Architects Inc.

SQ
SPADINA QUEEN
TRIDEL®

METRIC SCALE DRAWING
FIRST FLOOR ELEV. +93.60m

No.	ISSUED / REVISED FOR:	DATE:
1	Issued for Coordination	2014-06-23
2	Reissued for Permit	2014-07-03
3	Reissued for Permit	2014-08-22
4	Issued for Tender	2014-08-26
5	Issued for Tender	2014-09-22
6	Issued for Tender	2015-06-05

SQ ALEXANDRA PARK - BLOCK 11
38 CAMERON ST, TORONTO, ONTARIO M5T 2H2

project no:	12-115
scale:	As indicated
drawn by:	TAI
reviewed by:	JH
date:	2014-09-22

Teeple Architects
15 CAMERON STREET TORONTO, ONTARIO
416-598-0504 TEL info@teeplearchitects.com FAX 416-598-0705

PLAN DETAILS - TYPICAL

A 604

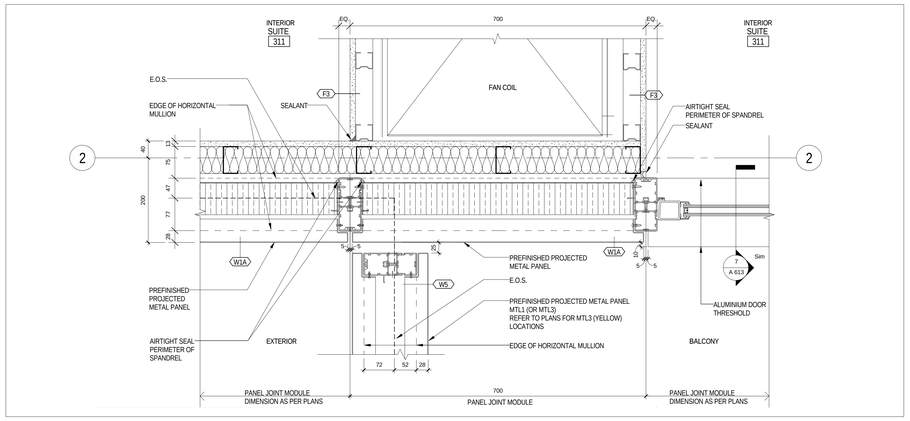

8 / A 605 EXTERIOR WALL - AT FAN COIL
1 : 5

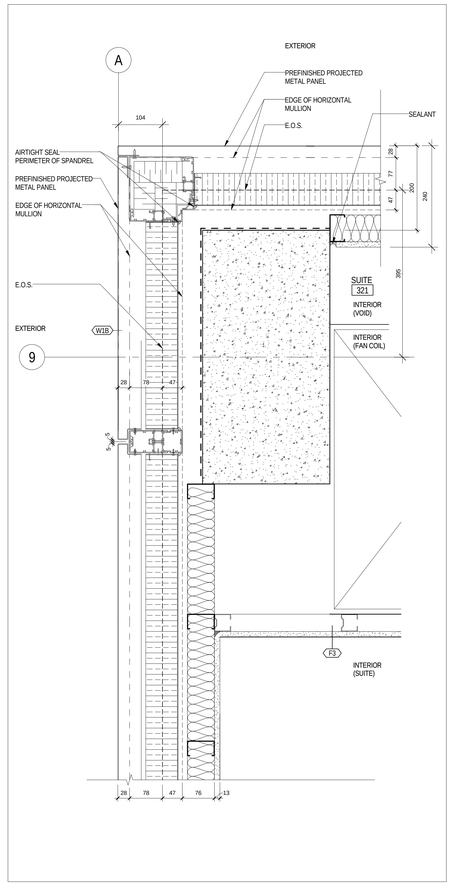

4 / A 605 EXTERIOR WALL CORNER
1 : 5

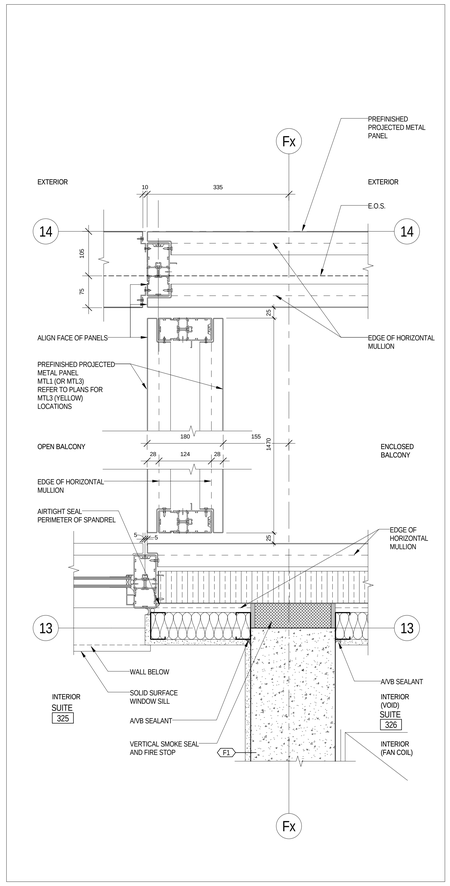

3 / A 605 ENCLOSED BALCONY TO OPEN BALCONY CONNECTION
1 : 5

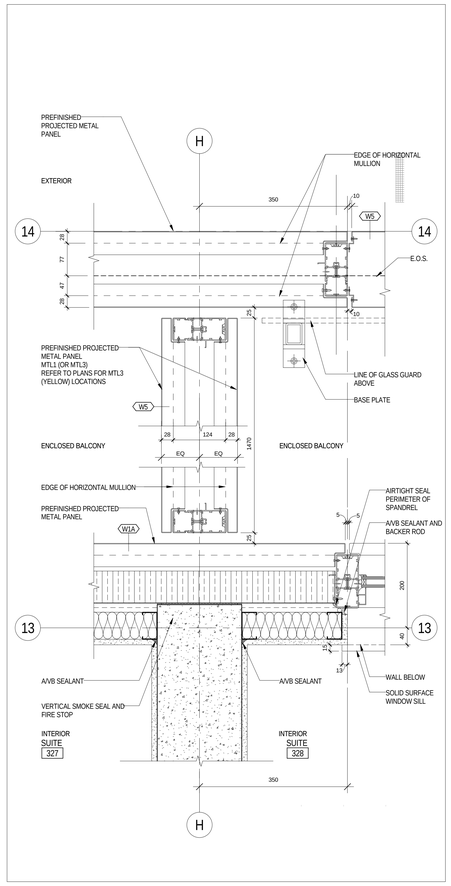

2 / A 605 ENCLOSED BALCONY TO ENCLOSED BALCONY CONNECTION
1 : 5

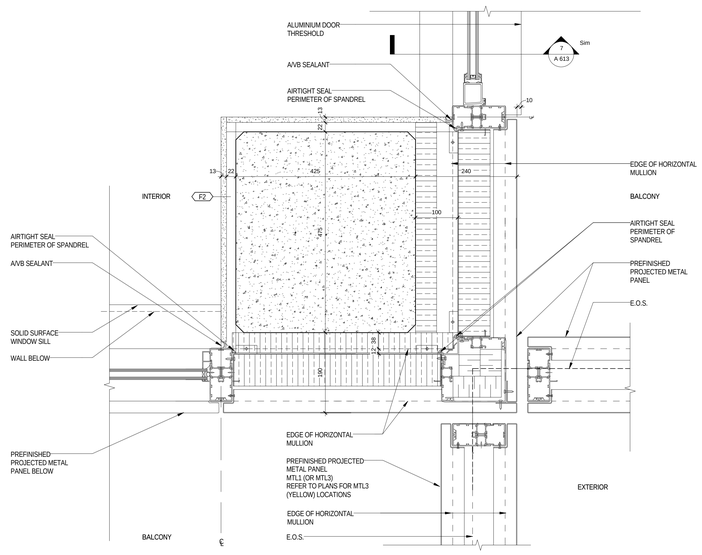

7 / A 605 EXTERIOR WALL CORNER - AT CORNER COLUMN AND DOUBLE BALCONY
1 : 5

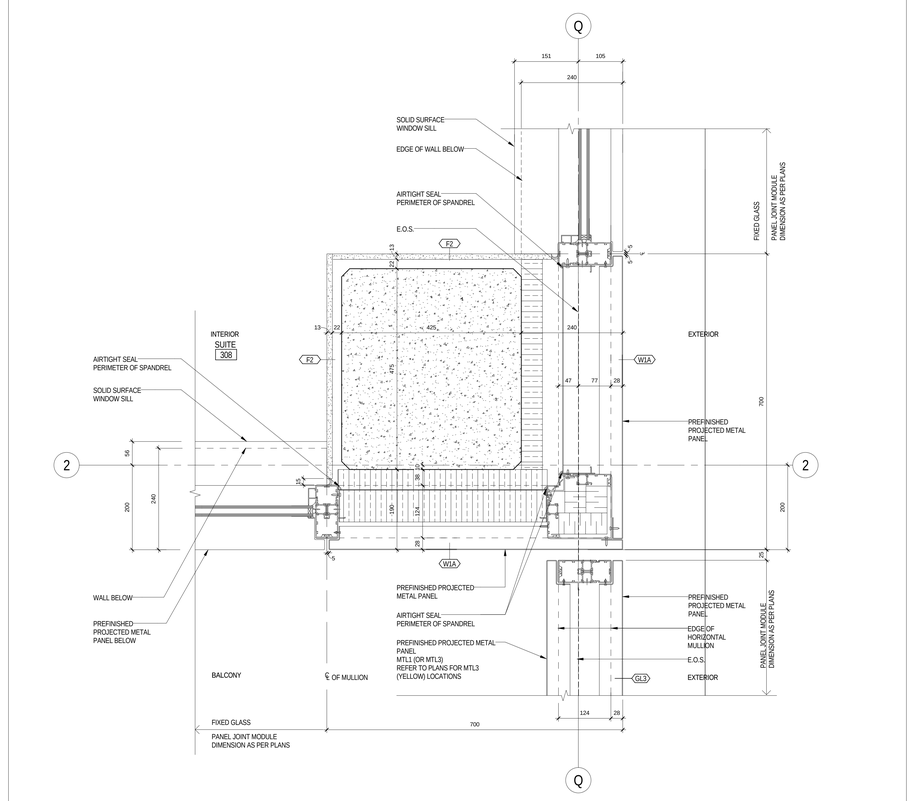

1 / A 605 EXTERIOR WALL CORNER - AT COLUMN AND BALCONY
1 : 5

All drawings, specifications, related documents and design are the property of Teeple Architects Inc. and must be returned on request. Reproduction of the drawings, specifications, related documents and design in whole or in part is strictly forbidden without the architects written consent.

This drawing, as an instrument of service, is provided by and is the property of Teeple Architects Inc. and shall be used only for the project shown and in accordance with the agreement between Teeple Architects and the contractor. The contractor is responsible for the coordination and verification of all dimensions contained herein and all measurements and conditions on the site that affect the performance of the work. Any discrepancies or any discrepancies in the consultant in writing prior to the commencement of the affected work.

DO NOT SCALE THIS DRAWING

This drawing shall not be used for construction purposes unless countersigned

Teeple Architects Inc.

SPADINA QUEEN
TRIDEL®

METRIC SCALE DRAWING
FIRST FLOOR ELEV. +93.60m

No.	ISSUED / REVISED FOR:	DATE:
1	Reissued for Permit	2014-08-22
2	Issued for Tender	2014-08-26
3	Issued for Tender	2014-09-22
4	Issued for Tender	2015-05-05

SQ ALEXANDRA PARK - BLOCK 11
38 CAMERON ST, TORONTO, ONTARIO M5T 2H2

project no:	12-115
scale:	1 : 5
drawn by:	Author
reviewed by:	Checker
date:	2014-09-22

Teeple Architects
5 CAMERON STREET 416-598-0054 TEL
ARTS@TEEPLEARCH.COM
TORONTO, ONTARIO
FAX 416-598-1765

PLAN DETAILS - TYPICAL

A 605

All drawings, specifications, related documents and design are the property of Teeple Architects Inc. and are protected by copyright. Reproduction of the drawings, specifications, related documents and design in whole or in part is strictly forbidden without the architect's written consent.

This drawing, as an instrument of service, is provided by and is the property of Teeple Architects Inc. and shall be used only for the project shown and in accordance with the agreement between the client and contractor is responsible for the coordination and verification of all dimensions contained hereon and all measurements and conditions on the site prior to commencement of work. Any errors and/or full report any discrepancies to the consultant in writing prior to the commencement of affected work.

DO NOT SCALE THIS DRAWING

This drawing shall not be used for construction purposes unless countersigned

Teeple Architects Inc.

SPADINA QUEEN

TRIDEL

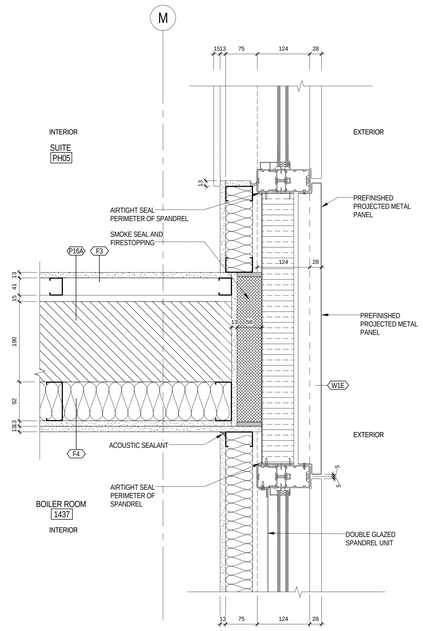

12 / A 606 PENTHOUSE SUITE DEMISING WALL - AT BOILER ROOM

1 : 5

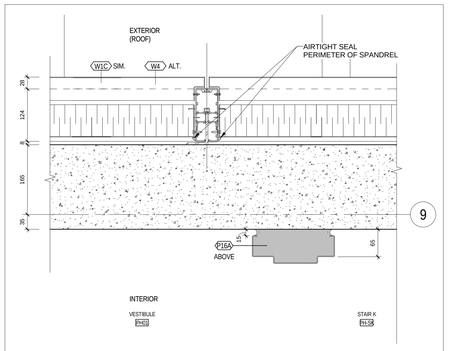

9 / A 606 ROOF DETAIL AT ELEVATOR MACHINE ROOM VESTIBULE

1 : 5

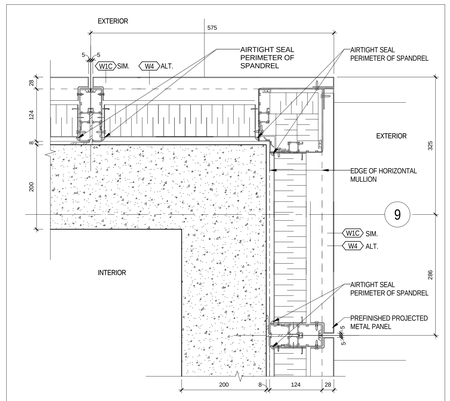

7 / A 606 ROOF CORNER AT ELEVATOR MACHINE ROOM

1 : 5

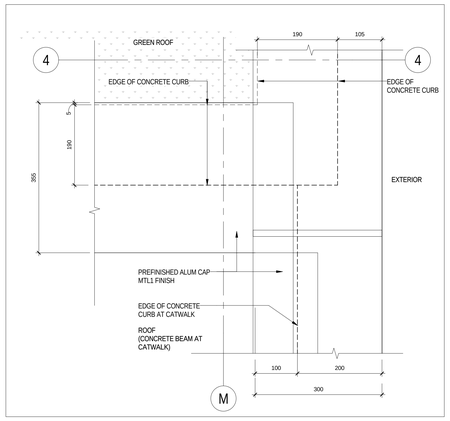

14 / A 606 PARAPET AT PENTHOUSE

1 : 5

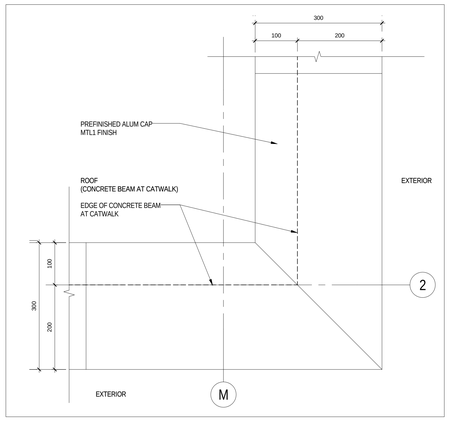

13 / A 606 PARAPET AT PENTHOUSE

1 : 5

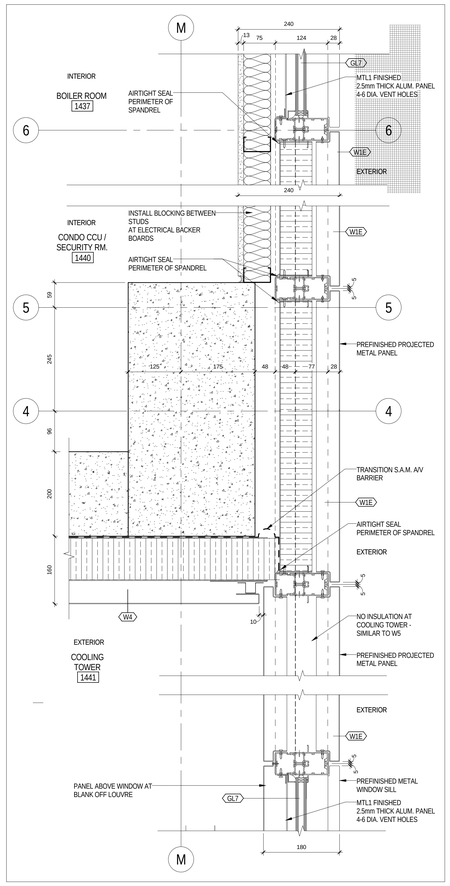

11 / A 606 LEVEL 14 WALL ASSEMBLY WITH GL7

1 : 5

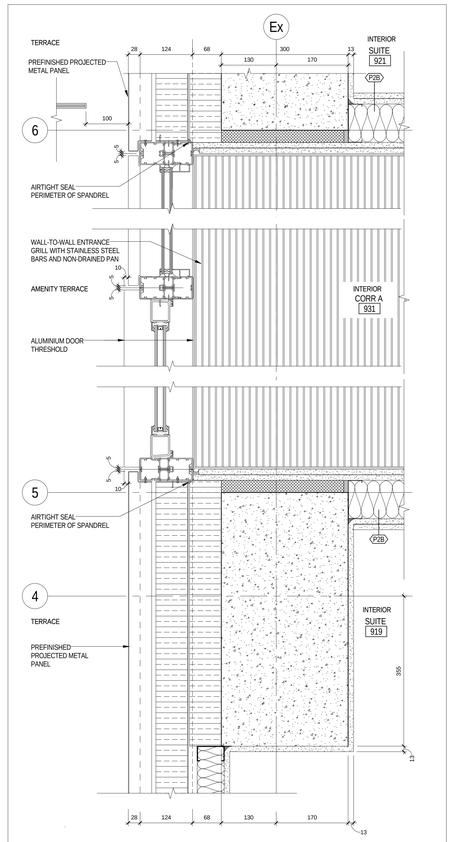

8 / A 606 TYP - EXTERIOR DOOR AT TERRACE - LEVEL 9

1 : 5

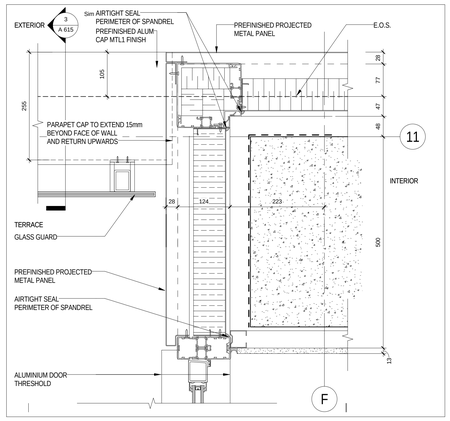

5 / A 606 EXTERIOR CORNER - AMENITY TERRACE - LEVEL 9

1 : 5

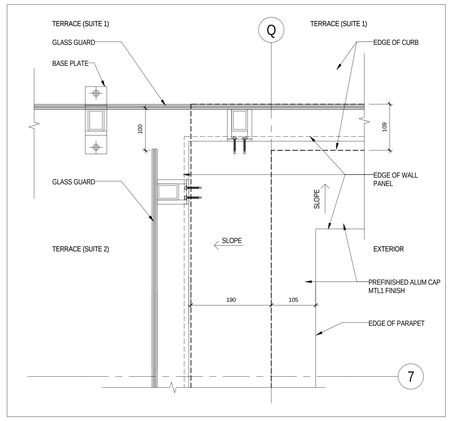

2 / A 606 TYPICAL TERRACE CORNER AT DIVIDER - LEVEL 6

1 : 5

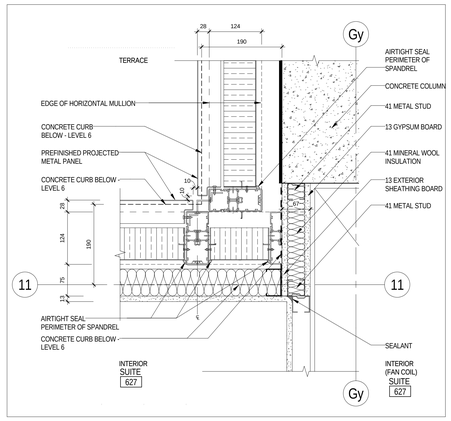

1 / A 606 EXTERIOR CORNER - LEVEL 6

1 : 5

METRIC SCALE DRAWING

FIRST FLOOR ELEV. +93.60m

No.	ISSUED / REVISED FOR:	DATE:
1	Issued for Tender	2014-09-22
2	Issued for Tender	2015-05-05

SQ ALEXANDRA PARK - BLOCK 11

38 CAMERON ST, TORONTO, ONTARIO M5T 2H2

project no:	12-115
scale:	1 : 5
drawn by:	Author
reviewed by:	Checker
date:	2014-09-22

Teeple Architects

5 CAMERON STREET 416-598-0554 TEL — TORONTO, ONTARIO M5T 1P9 416-598-0481 FAX — INFO@TEEPLEARCH.COM

PLAN DETAILS

A 606

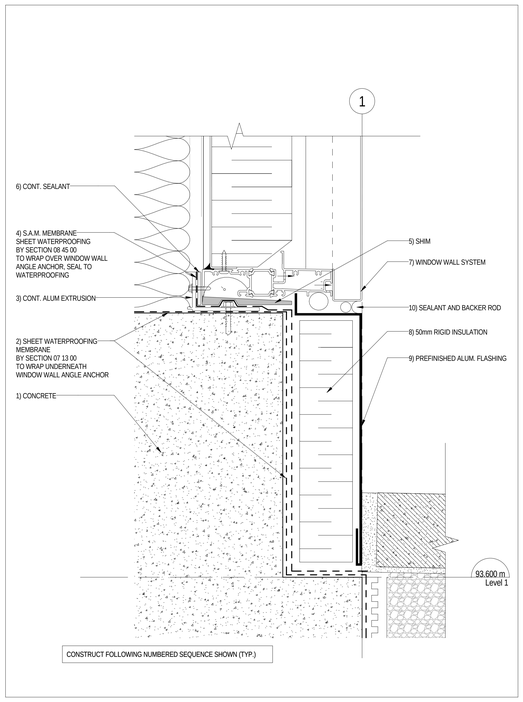

7 / A 609 SEQUENCING
1 : 2

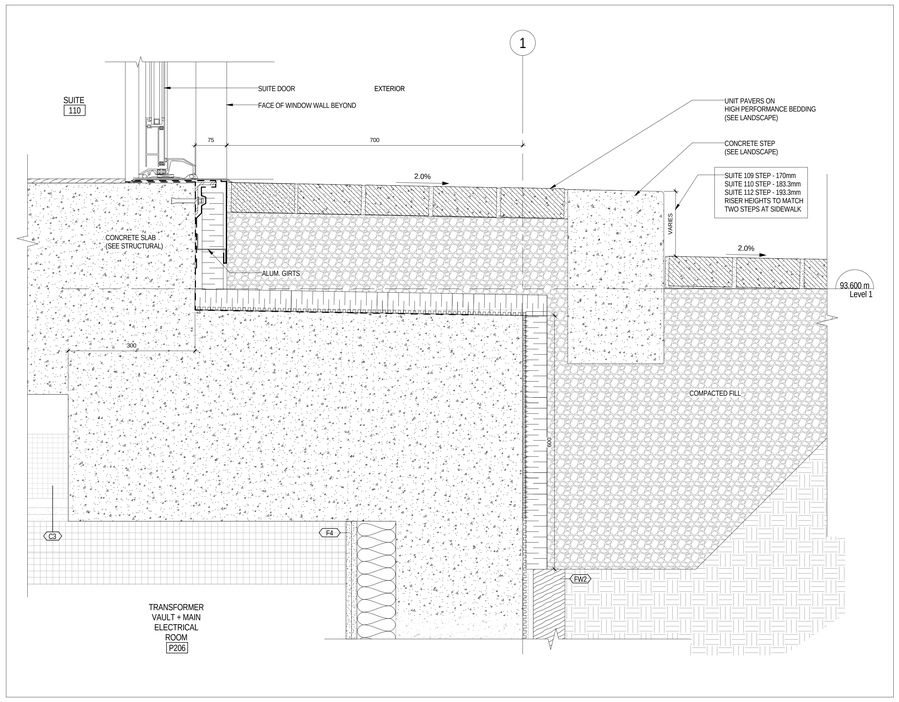

6 / A 609 FOUNDATION WALL AT SUITE 110
1 : 5

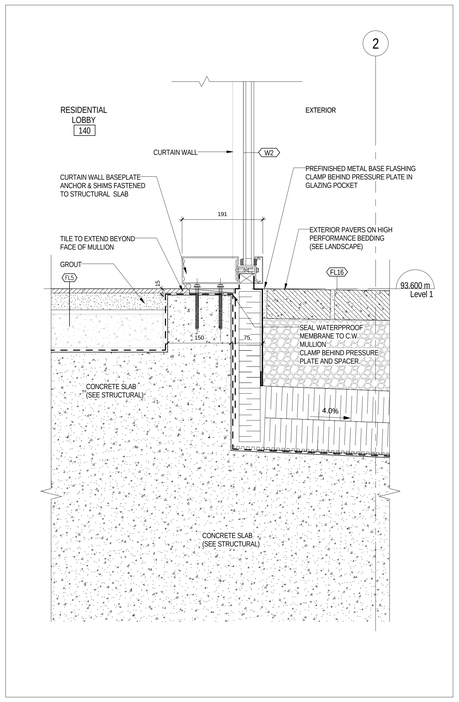

4 / A 609 FOUNDATION WALL AT RESIDENTIAL LOBBY
1 : 5

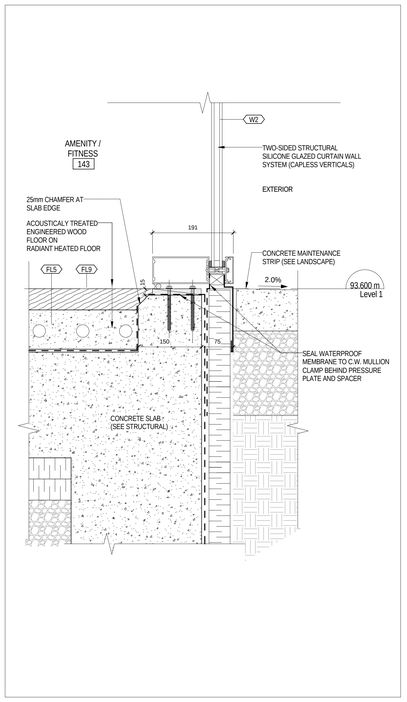

2 / A 609 FOUNDATION WALL AT AMENITY/FITNESS
1 : 5

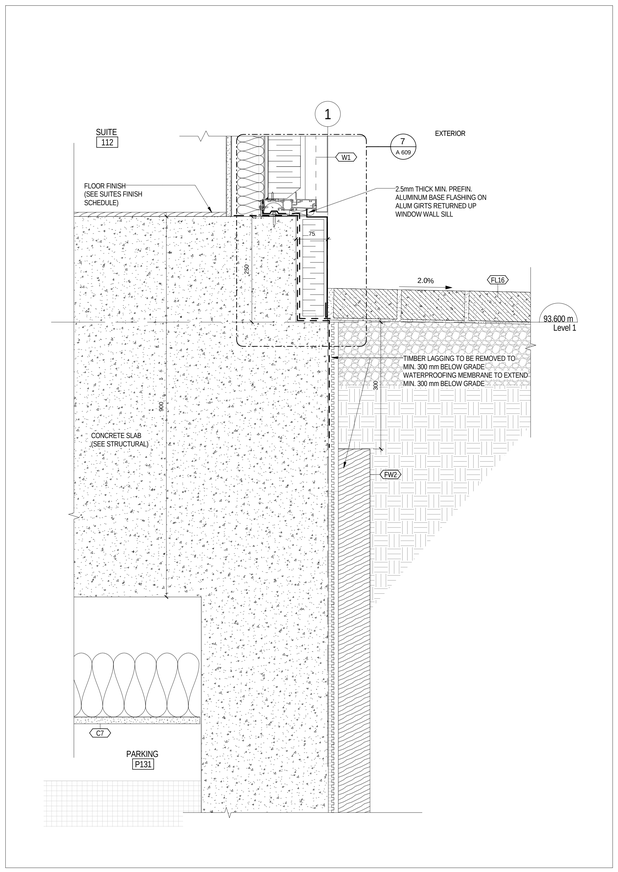

5 / A 609 FOUNDATION AT SUITE 112
1 : 5

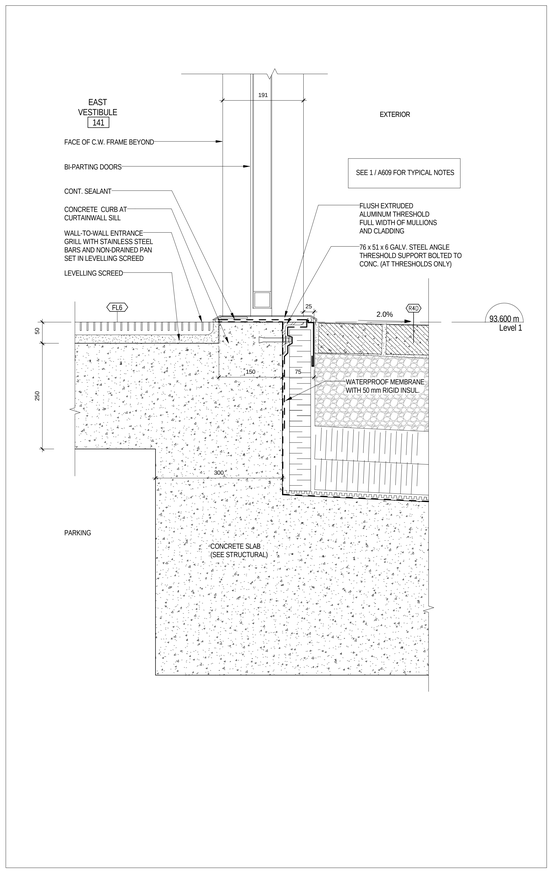

3 / A 609 FOUNDATION WALL AT EAST VESTIBULE
1 : 5

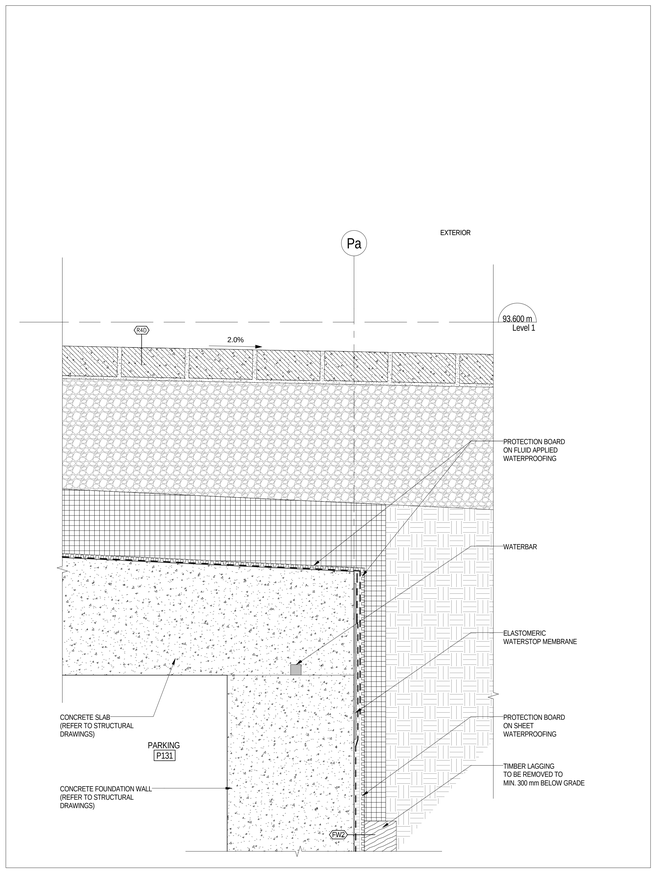

8 / A 609 CONCRETE SLAB SECTION DETAIL AT FOUNDATION WALL
1 : 5

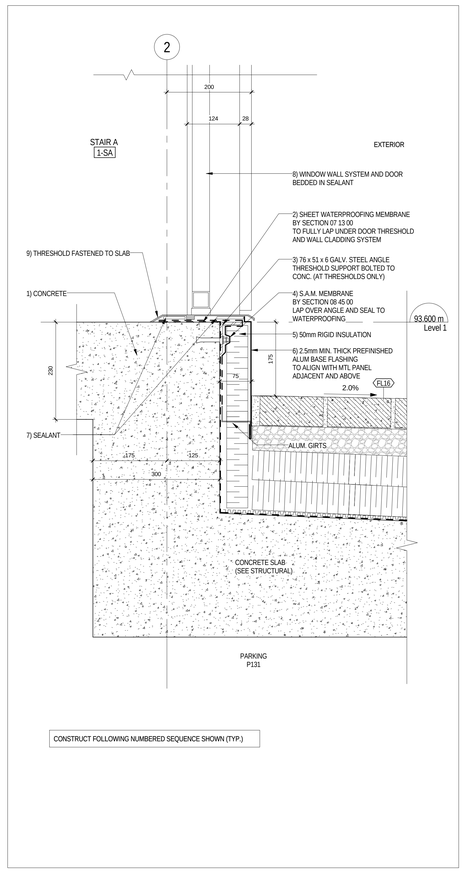

1 / A 609 FOUNDATION WALL AT STAIR A
1 : 5

All drawings, specifications, related documents and designs are the property of Teeple Architects Inc. and shall be used only for the project shown on the drawings. Reproduction of the drawings, specifications, related documents and designs in whole or in part is strictly forbidden without the architect's written consent.

This drawing, as an instrument of service, is provided by and is the property of Teeple Architects Inc. and shall be used only for the project shown on the drawing. Prior to the commencement of work, the contractor is responsible for the coordination and verification of all dimensions contained hereon and all measurements and conditions on the site which affect the performance of the work. Any discrepancies or errors shall be reported to the consultant in writing prior to the commencement of affected work.

DO NOT SCALE THIS DRAWING

This drawing shall not be used for construction purposes unless countersigned

Teeple Architects Inc.

SPADINA QUEEN
TRIDEL®

METRIC SCALE DRAWING
FIRST FLOOR ELEV. +93.60m

No.	ISSUED / REVISED FOR:	DATE:
1	Issued for Tender	2014-09-22
2	Issued for ASI 03	2015-05-04
3	Issued for Tender	2015-05-05

SQ ALEXANDRA PARK - BLOCK 11
38 CAMERON ST, TORONTO, ONTARIO M5T 2H2

project no:	12-115
scale:	As indicated
drawn by:	Author
reviewed by:	Checker
date:	2014-09-22

Teeple Architects
5 CAMERON STREET TORONTO, ONTARIO
416-598-0540x1701 INFO@TEEPLEARCH.COM FAX 416-598-0705

SECTION DETAILS - FOUNDATION WALLS - EAST
A 609

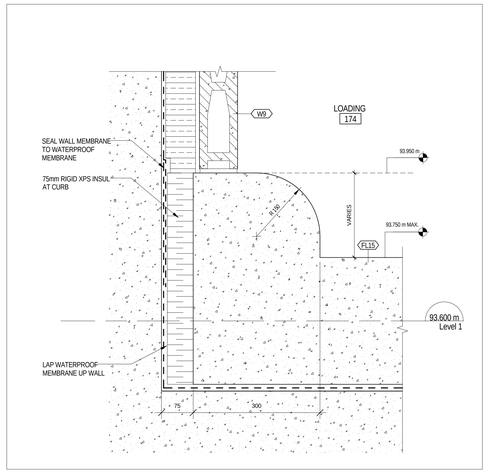

5 A 610 LOADING DOCK CURB
1 : 5

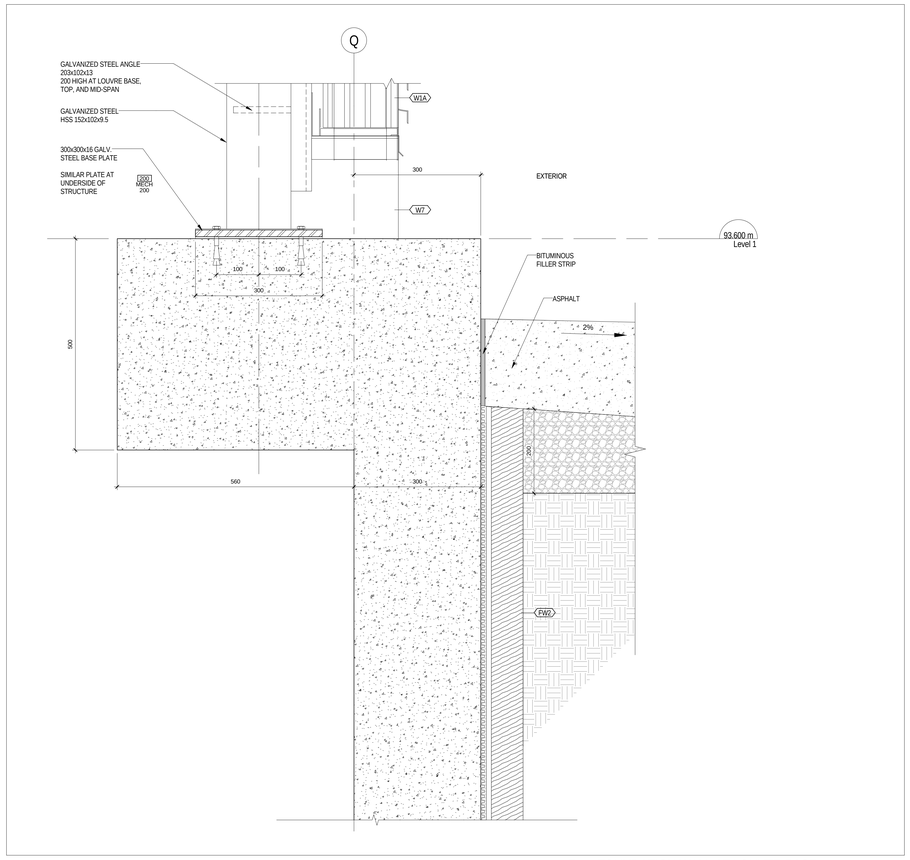

2 A 610 FOUNDATION WALL AT LOUVER BASE
1 : 5

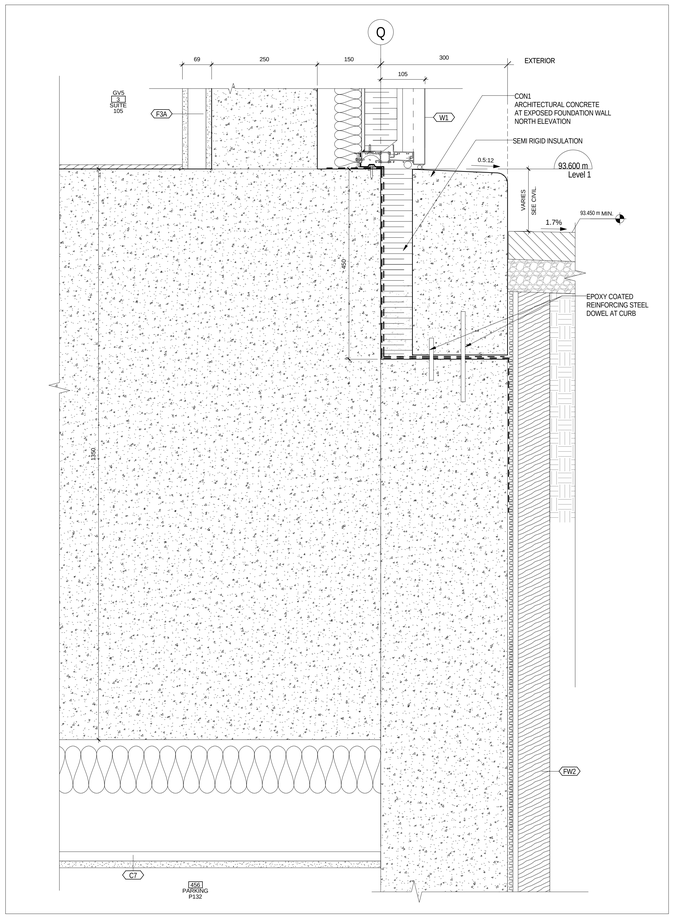

4 A 610 FOUNDATION WALL AT TOWNHOUSE
1 : 5

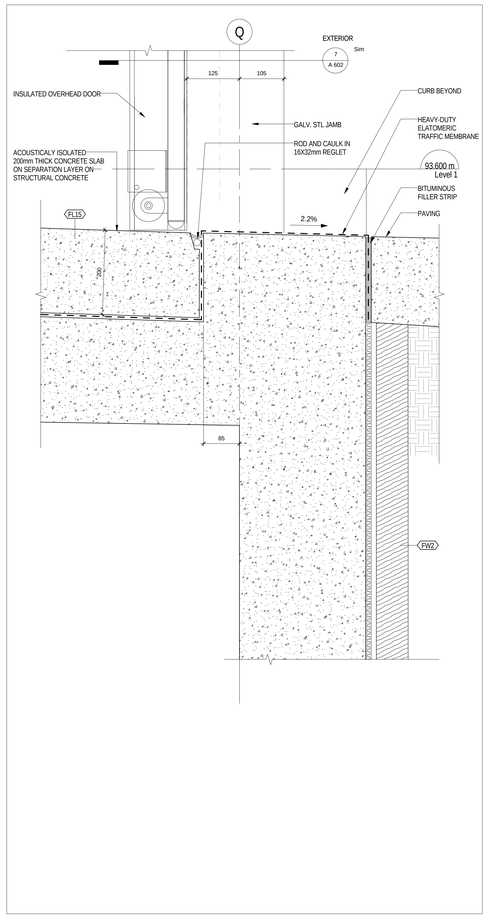

3 A 610 FOUNDATION WALL AT LOADING
1 : 5

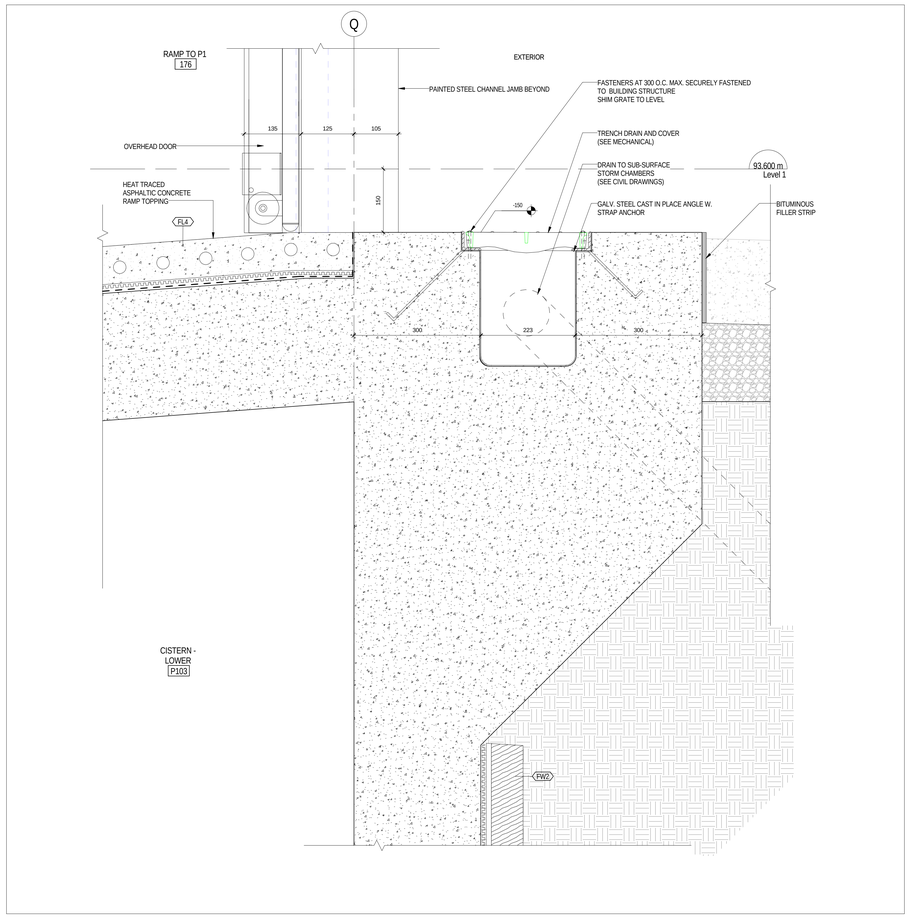

1 A 610 FOUNDATION WALL AT RAMP TO P1
1 : 5

All drawings, specifications, related documents and designs are the property of Teeple Architects Inc. and shall be used only for the project shown on the drawings. Reproduction of the drawings, specifications, related documents and designs in whole or in part is strictly forbidden without the architect's written consent.

This drawing, as an instrument of service, is provided by and is the property of Teeple Architects Inc. and shall be used only for the project shown on the drawing. Prior to commencement of construction the contractor is responsible for the coordination and verification of all dimensions contained hereon and all measurements and conditions on site affecting the performance of the work. Any discrepancies or any discrepancies in the consultant's drawing shall be reported immediately to the consultant in writing prior to the commencement of the work.

DO NOT SCALE THIS DRAWING

This drawing shall not be used for construction purposes unless countersigned

Teeple Architects Inc.

SPADINA QUEEN
TRIDEL®

METRIC SCALE DRAWING
FIRST FLOOR ELEV. +93.60m

No.	ISSUED / REVISED FOR:	DATE:
1	Issued for Tender	2014-09-22
2	Issued for ASI 01	2015-03-05
3	Issued for ASI 03	2015-05-04
4	Issued for Tender	2015-05-05

SQ ALEXANDRA PARK - BLOCK 11
38 CAMERON ST, TORONTO, ONTARIO M5T 2H2

project no:	12-115
scale:	1 : 5
drawn by:	Author
reviewed by:	Checker
date:	2014-09-22

Teeple Architects
5 CAMERON STREET TORONTO, ONTARIO
416-594-0594 (TEL) INFO@TEEPLEARCH.COM FAX 416-596-1255

SECTION DETAILS - FOUNDATION WALLS - NORTH
A 610

All drawings, specifications, related documents and designs are the property of Teeple Architects Inc. and shall be used only for the project shown on the drawings. Reproduction of the drawings, specifications, related documents and designs in whole or in part is strictly forbidden without the architect's written consent.

This drawing, as an instrument of service, is provided by and is the property of Teeple Architects Inc. and shall be used only for the project shown on the drawing. Prior to the commencement of work, the contractor is responsible for the coordination and verification of all dimensions contained hereon and all measurements and conditions on site that affect the performance of the work. Any discrepancies or errors in the drawings shall be reported to the consultant in writing prior to the commencement of affected work.

DO NOT SCALE THIS DRAWING

This drawing shall not be used for construction purposes unless countersigned

Teeple Architects Inc.

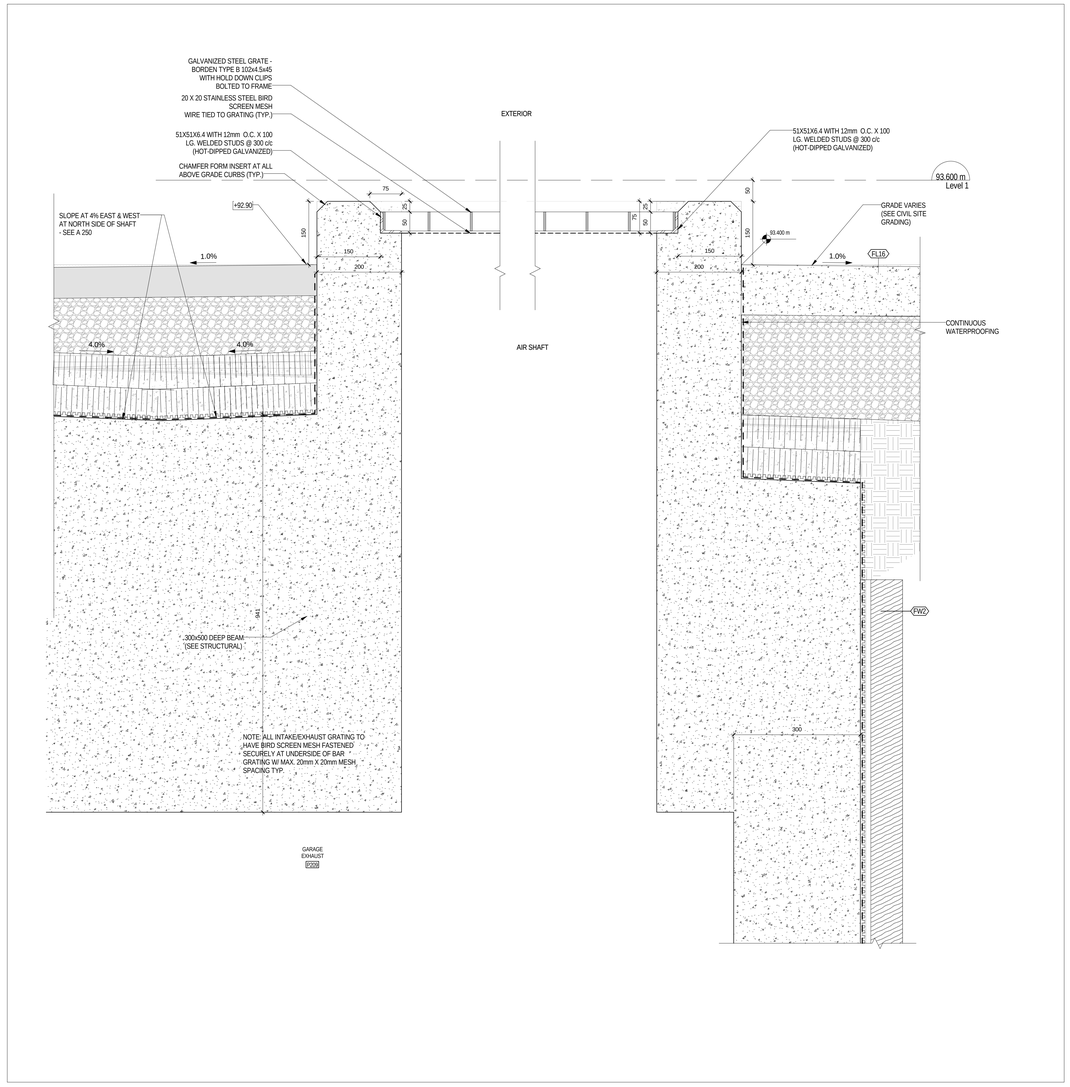

2 / A 611 GARAGE EXHAUST 1 : 5

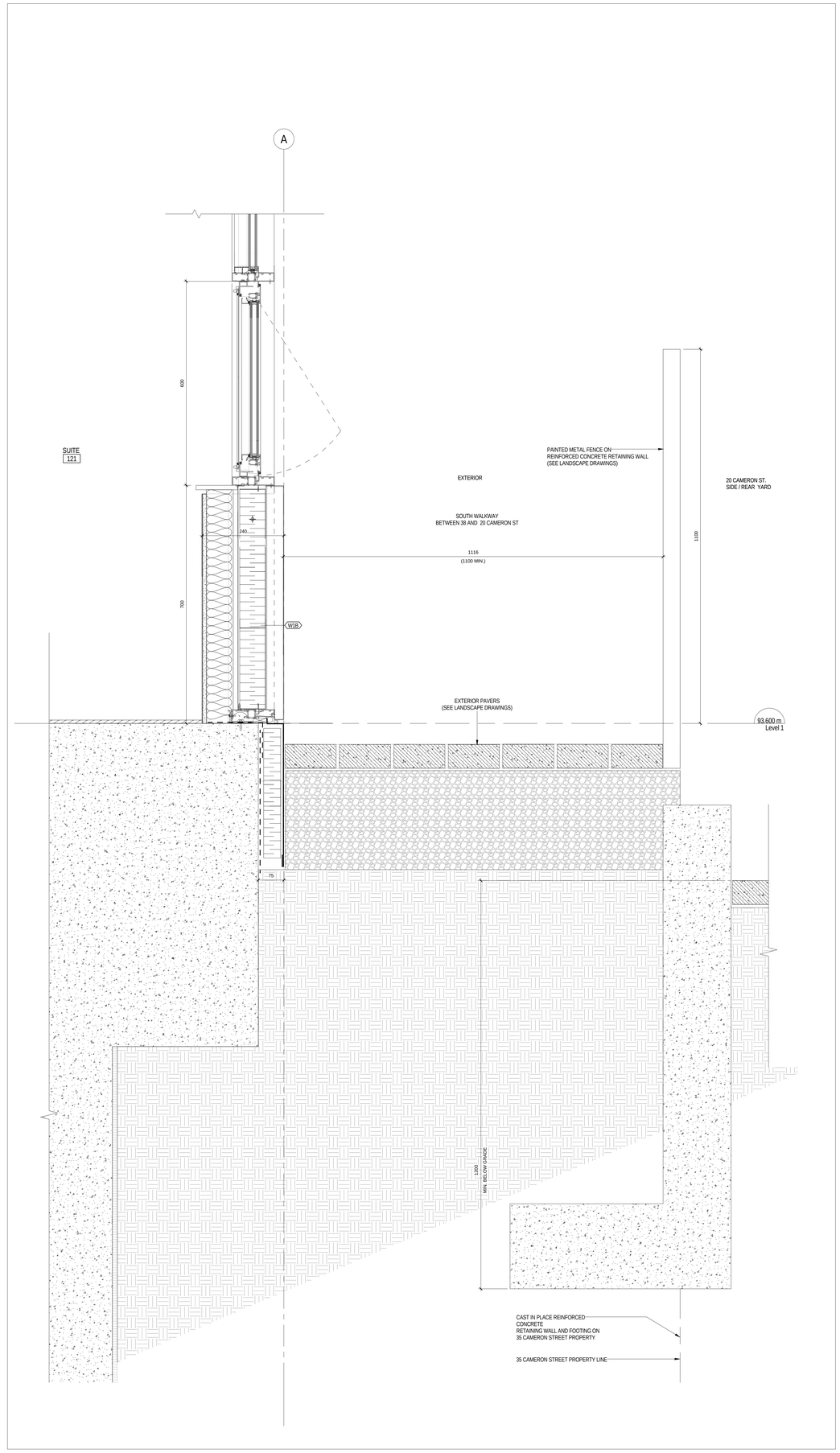

1 / A 611 FOUNDATION WALL AT SOUTH WALKWAY 1 : 5

SPADINA QUEEN

TRIDEL®

METRIC SCALE DRAWING

FIRST FLOOR ELEV. +93.60m

No.	ISSUED / REVISED FOR:	DATE:
1	Issued for ASI 03	2015-05-04
2	Issued for Tender	2015-05-05

SQ ALEXANDRA PARK - BLOCK 11

38 CAMERON ST., TORONTO, ONTARIO M5T 2H2

project no:	12-115
scale:	1 : 5
drawn by:	Author
reviewed by:	Checker
date:	08/27/14

Teeple Architects

5 CAMERON STREET TORONTO, ONTARIO
416-598-0504 TEL INFO@TEEPLEARCH.COM FAX 416-598-1755

SECTION DETAILS - FOUNDATION WALLS - SOUTH

A 611

All drawings, specifications, related documents and designs are the property of Teeple Architects Inc. and cannot be used without permission. Reproduction of the drawings, specifications, related documents and designs in whole or in part is strictly forbidden without the architect's written consent.

This drawing, as an instrument of service, is provided by and is the property of Teeple Architects Inc. and shall be used only for the project shown and in accordance with the agreement between Teeple Architects and its client. The contractor is responsible for the coordination and verification of all dimensions contained hereon and all measurements and conditions on the job shall be reported to Teeple Architects Inc. in writing prior to the fulfillment of any discrepancies in the consultant in writing prior to the commencement of any work affected thereby.

DO NOT SCALE THIS DRAWING

This drawing shall not be used for construction purposes unless countersigned

Teeple Architects Inc.

SPADINA QUEEN

TRIDEL®

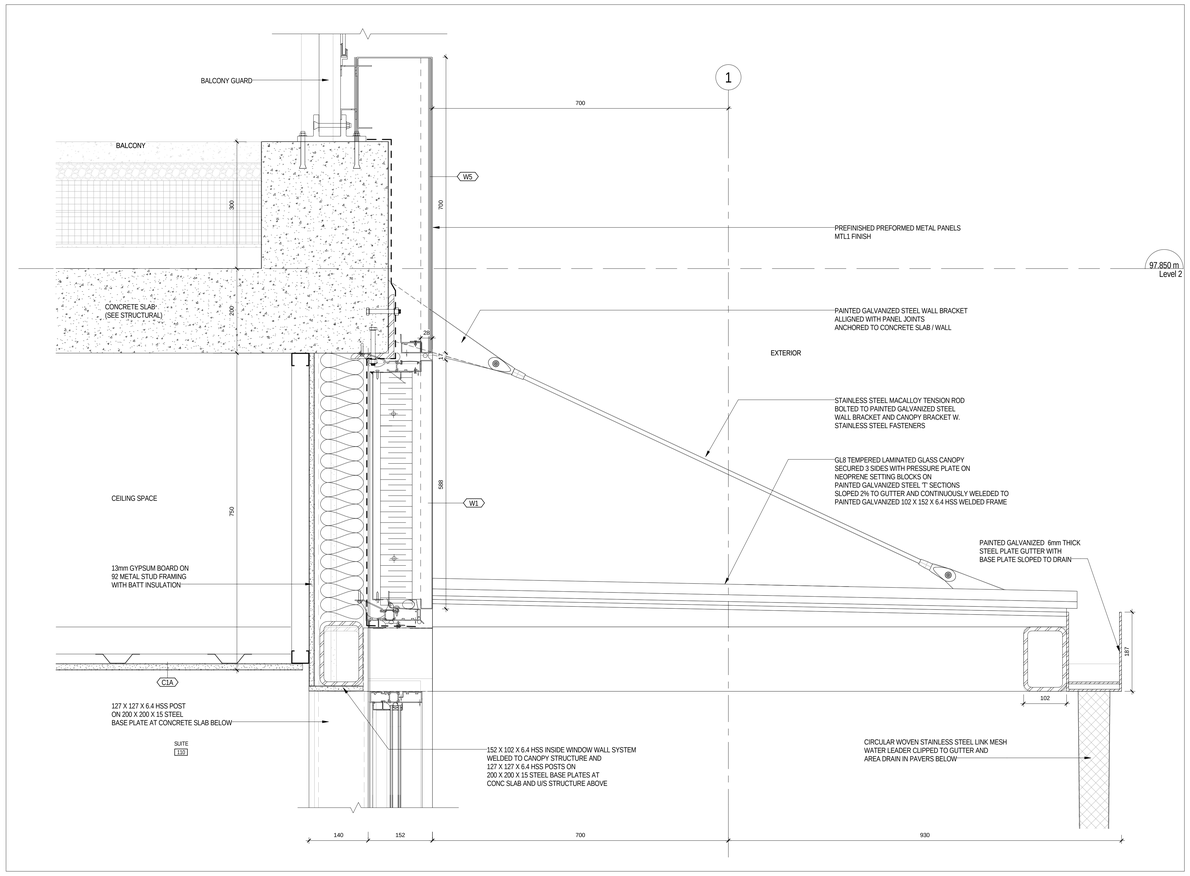

3 / A 612 GLASS CANOPY AT SUITE 110

1 : 5

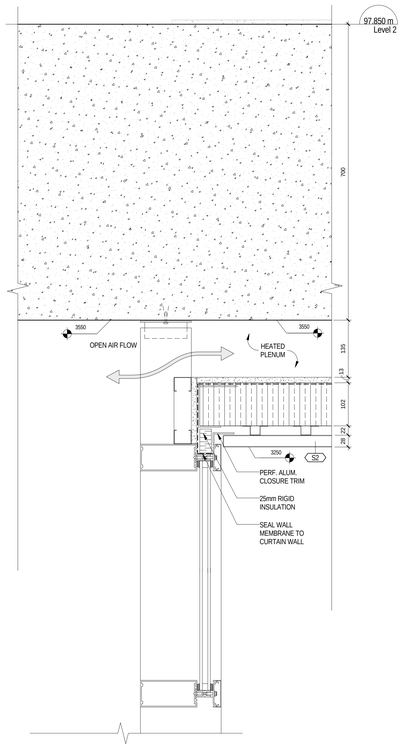

7 / A 612 SOFFIT DETAIL AT EAST VESTIBULE DOOR

1 : 5

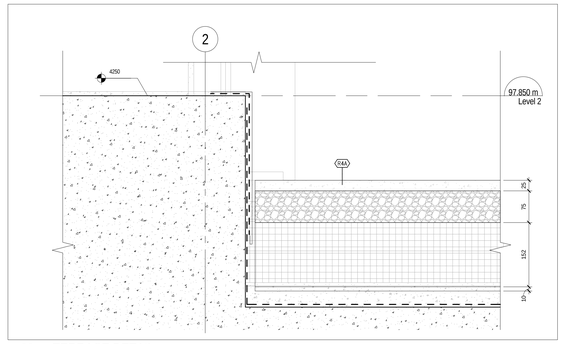

5 / A 612 TERRACE DETAIL

1 : 5

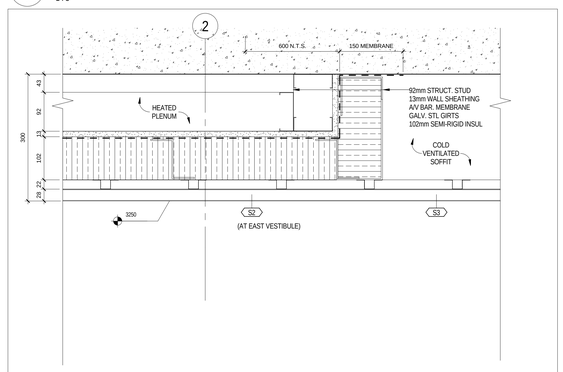

4 / A 612 SOFFIT DETAIL AT EAST VESTIBULE

1 : 5

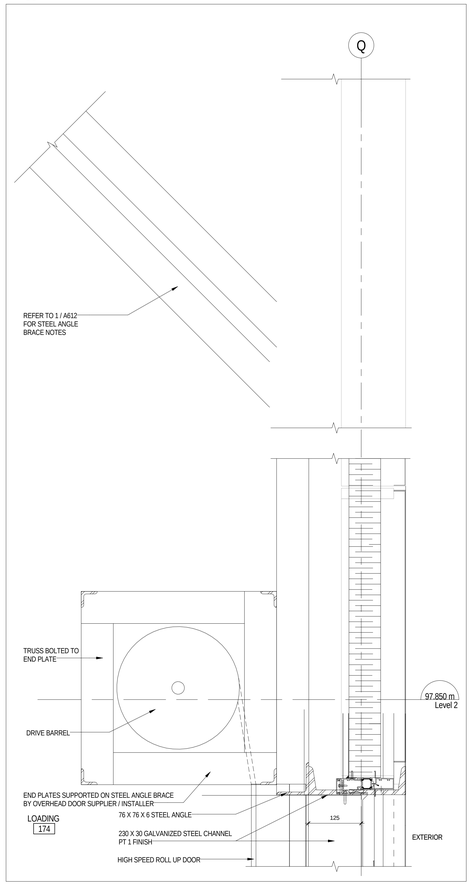

2 / A 612 LOADING DOOR HEAD

1 : 5

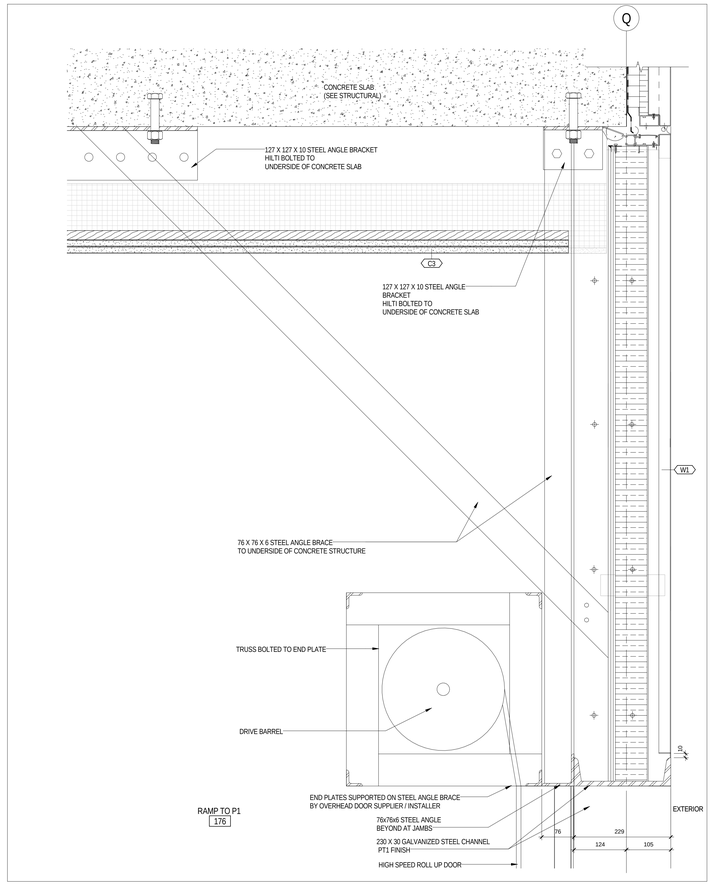

1 / A 612 PARKING RAMP DOOR HEAD

1 : 5

METRIC SCALE DRAWING

FIRST FLOOR ELEV. +93.60m

No.	ISSUED / REVISED FOR:	DATE:
1	Issued for Tender	2014-09-22
2	Issued for ASI 03	2015-05-04
3	Issued for Tender	2015-05-05

SQ ALEXANDRA PARK - BLOCK 11

38 CAMERON ST., TORONTO, ONTARIO M5T 2H2

project no:	12-115
scale:	1 : 5
drawn by:	Author
reviewed by:	Checker
date:	2014-09-22

Teeple Architects

5 CAMERON STREET +416-598-0504 TEL INFO@TEEPLEARCH.COM TORONTO, ONTARIO FAX +416-598-1755

SECTIONS DETAILS - GROUND FLOOR

A 612

All drawings, specifications, related documents and designs are the property of Teeple Architects Inc. and are protected by copyright. Reproduction of the drawings, specifications, related documents and designs in whole or in part is strictly forbidden without the architect's written consent.

This drawing, as an instrument of service, is provided by and is the property of Teeple Architects Inc. and shall be used only for the project shown and in accordance with the agreement between the client and contractor is responsible for the coordination and verification of all dimensions contained hereon and all measurements and conditions on the site shall be verified prior to fabrication. The contractor shall report any discrepancies to the consultant in writing prior to the commencement of the work shown.

DO NOT SCALE THIS DRAWING

This drawing shall not be used for construction purposes unless countersigned

Teeple Architects Inc.

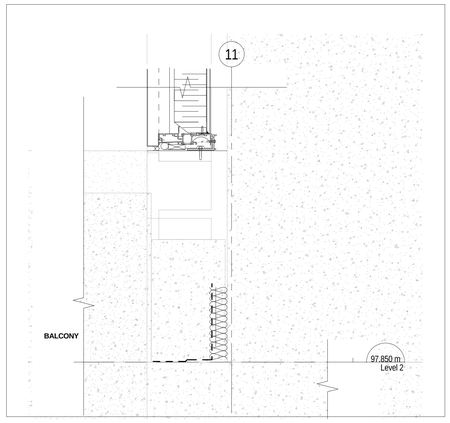

13 / A 613 TYPICAL TERRACE PARAPET TO BUILDING CORNER 1 : 5

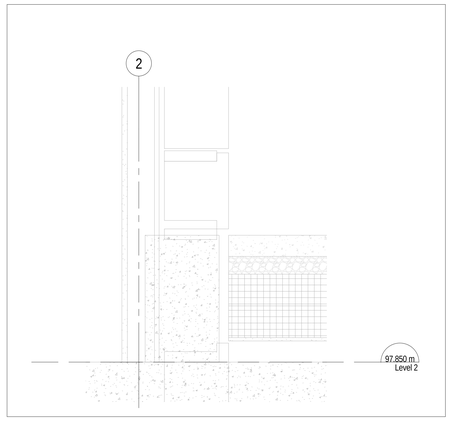

12 / A 613 CALLOUT 1 : 5

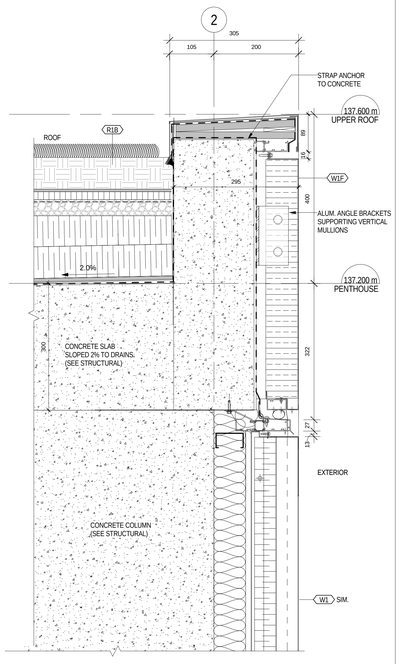

11 / A 613 PARAPET AT GREEN ROOF 1 : 5

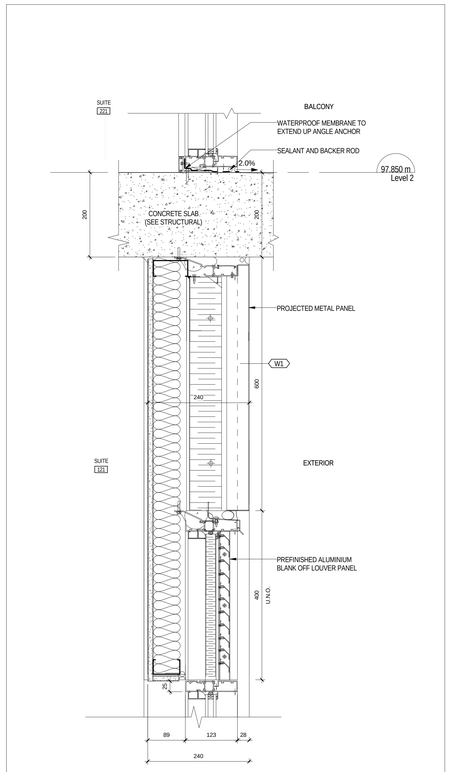

10 / A 613 TYPICAL BLANK OFF LOUVER 1 : 5

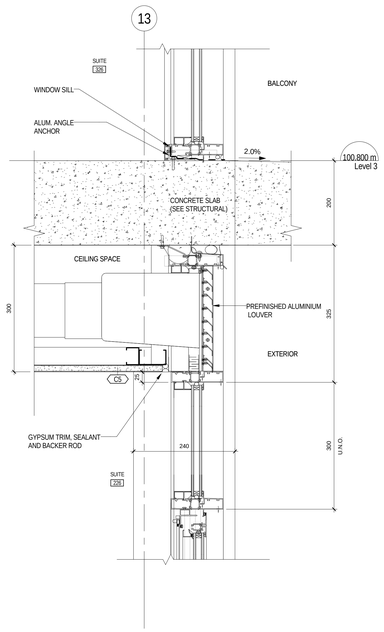

8 / A 613 TYPICAL ACTIVE LOUVER 1 : 5

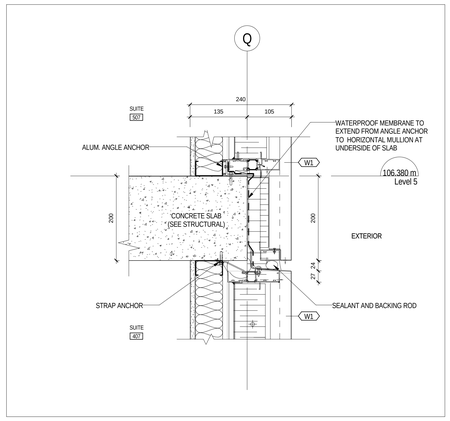

6 / A 613 TYPICAL BYPASS - METAL PANEL TO METAL PANEL 1 : 5

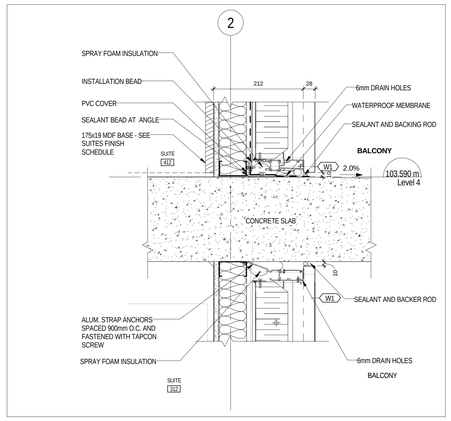

3 / A 613 TYPICAL PROJECTED PANEL AT STRUCTURE 1 : 5

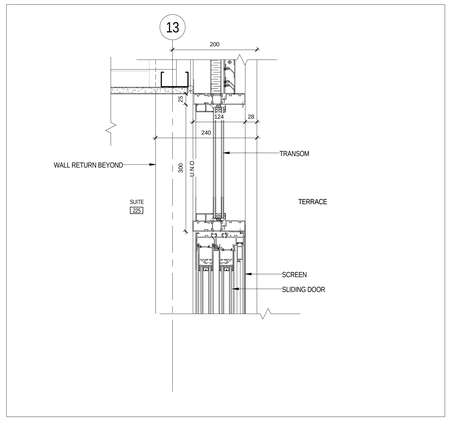

5 / A 613 TYPICAL SLIDING DOOR HEAD 1 : 5

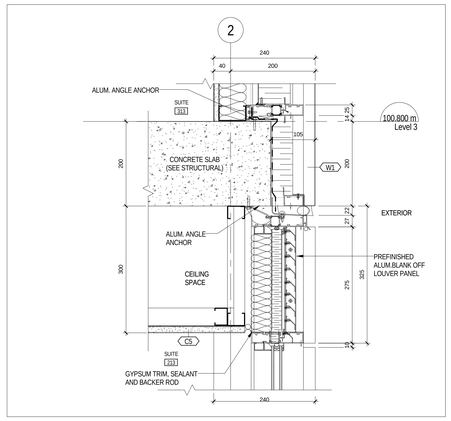

2 / A 613 TYPICAL LOUVER TO METAL PANEL 1 : 5

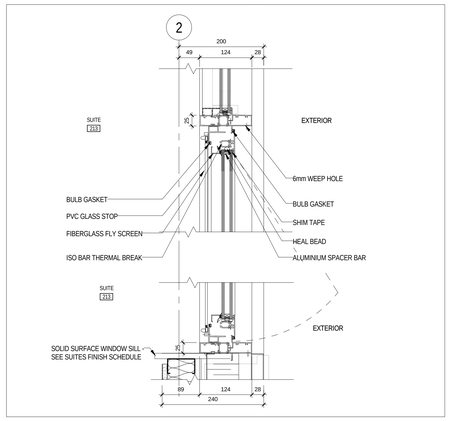

9 / A 613 TYPICAL AWNING VENT 1 : 5

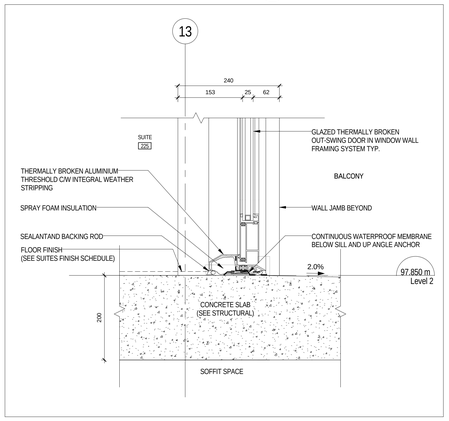

7 / A 613 TYPICAL DOOR SILL AT BALCONY 1 : 5

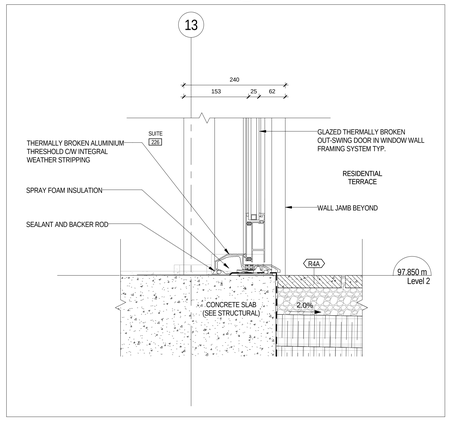

4 / A 613 TYPICAL SWING DOOR AT SUITE TERRACE 1 : 5

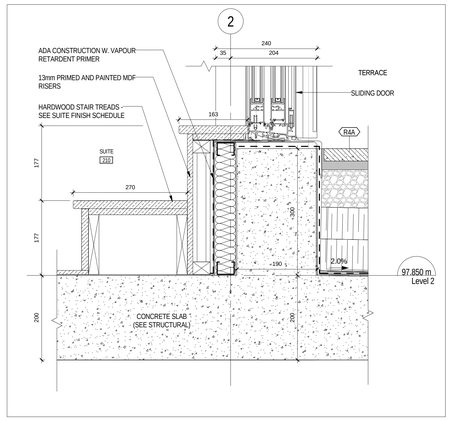

1 / A 613 TYPICAL SLIDING DOOR AT TERRACE 1 : 5

SPADINA QUEEN
TRIDEL

METRIC SCALE DRAWING
FIRST FLOOR ELEV. +93.60m

No.	ISSUED / REVISED FOR:	DATE:
1	Reissued for Permit	2014-08-22
2	Issued for Tender	2014-08-26
3	Issued for Tender	2014-09-22
4	Issued for Tender	2015-05-05

SQ ALEXANDRA PARK - BLOCK 11
38 CAMERON ST, TORONTO, ONTARIO M5T 2H2

project no: 12-115
scale: 1 : 5
drawn by: Author
reviewed by: Checker
date: 2014-09-22

Teeple Architects
15 CAMERON STREET TORONTO, ONTARIO
416-598-0564 TEL INFO@TEEPLEARCH.COM FAX 416-598-0705

SECTION DETAILS - TYPICAL WALL SECTIONS
A 613

All drawings, specifications, related documents and design are the property of Teeple Architects Inc. and are protected by copyright. Reproduction of the drawings, specifications, related documents and design in whole or in part is strictly forbidden without the architect's written consent.

This drawing, as an instrument of service, is provided by and is the property of Teeple Architects Inc. and shall be used only for the project shown and in accordance with the agreement between the client and contractor is responsible for the coordination and verification of all dimensions contained hereon and all measurements and conditions on site shall be verified prior to commencing work. Any discrepancies shall report any discrepancies to the consultant in writing prior to the commencement of affected work.

DO NOT SCALE THIS DRAWING

This drawing shall not be used for construction purposes unless countersigned

Teeple Architects Inc.

SPADINA QUEEN

TRIDEL®

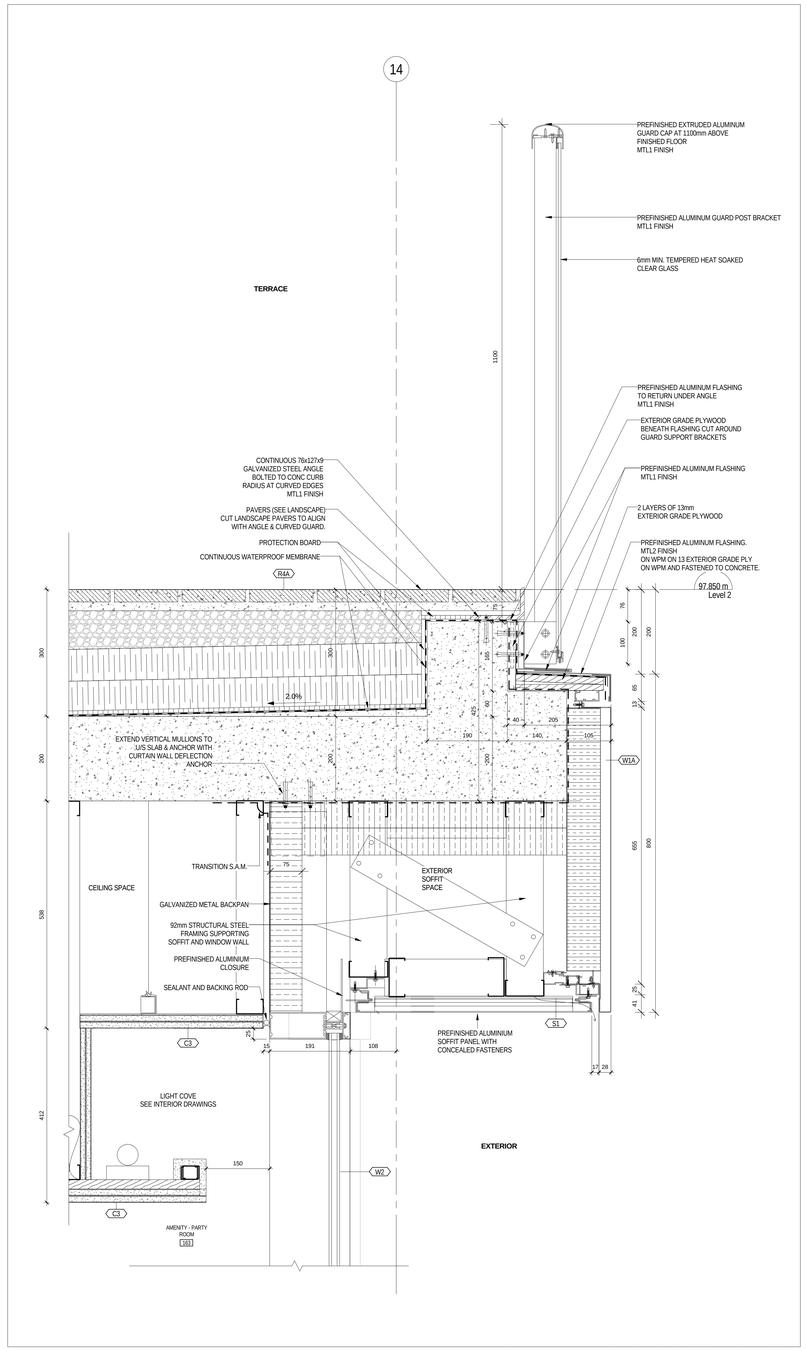

4 / A 614 TYPICAL GUARD AT 2ND LEVEL TERRACE - WEST

1:5

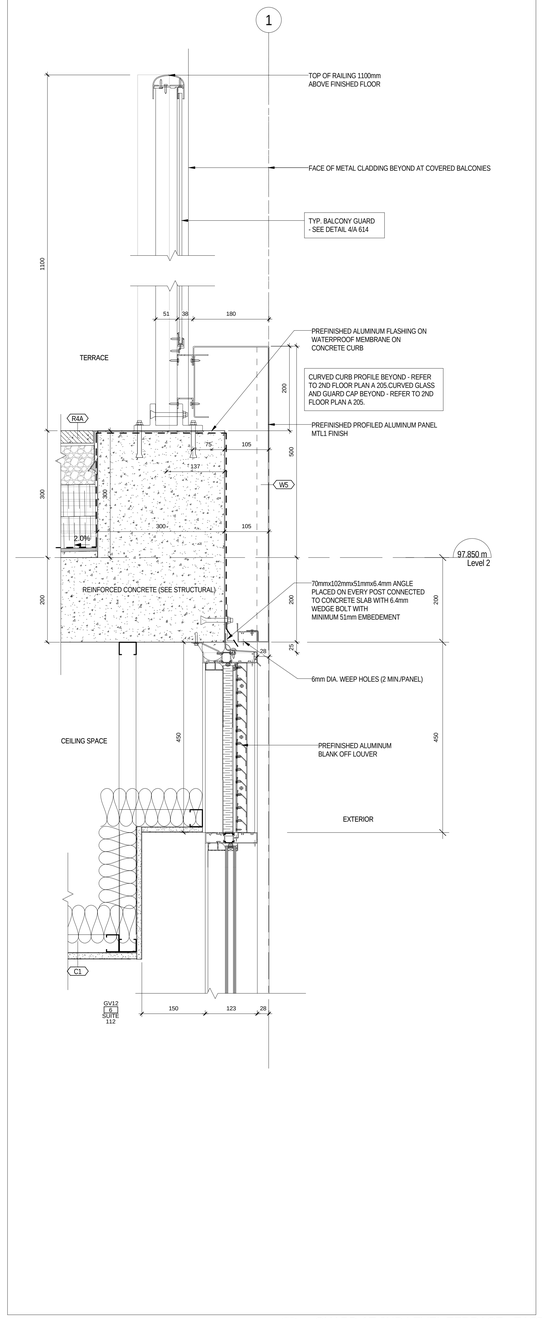

3 / A 614 GUARD AT 2ND LEVEL TERRACE - EAST

1:5

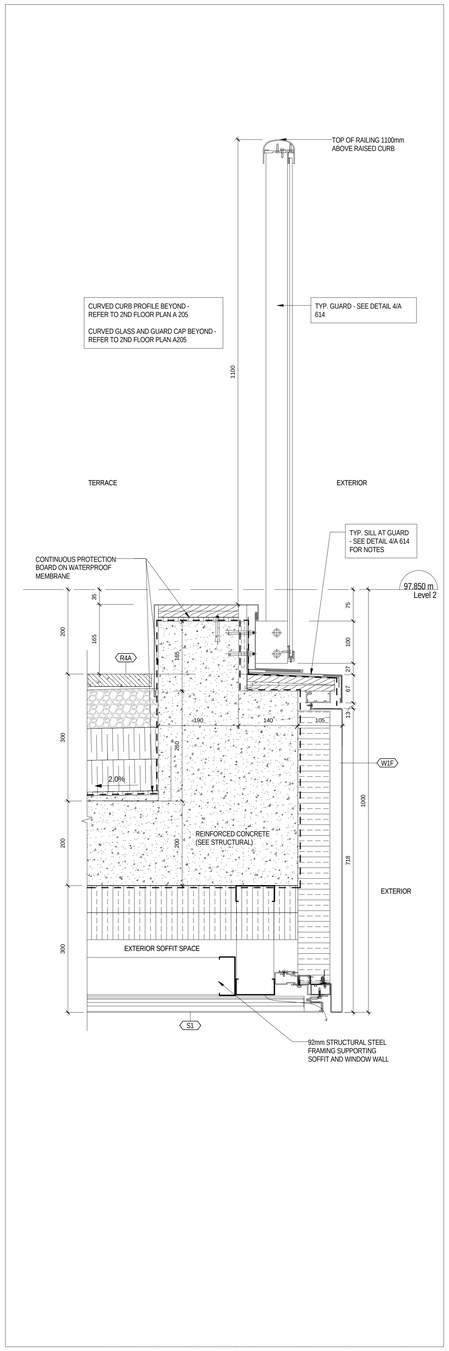

2 / A 614 TYPICAL GUARD/SOFFIT AT EAST VESTIBULE - EAST

1:5

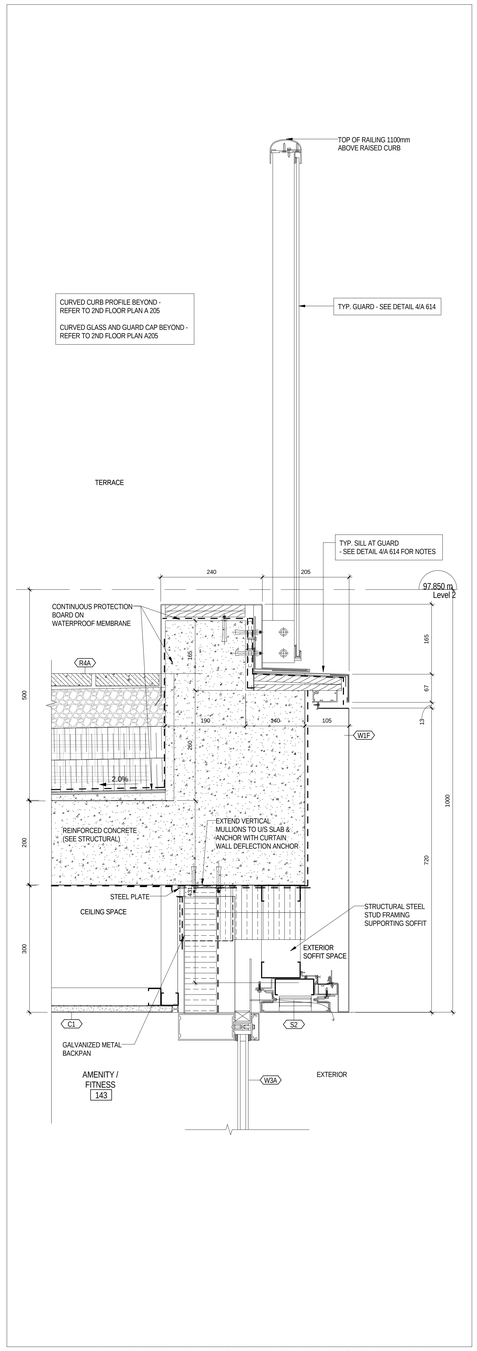

1 / A 614 TYPICAL GUARD/SOFFIT AT AMENITY/FITNESS - EAST

1:5

METRIC SCALE DRAWING

FIRST FLOOR ELEV. +93.60m

No.	ISSUED / REVISED FOR:	DATE:
1	Issued for Tender	2014-08-26
2	Issued for Tender	2014-09-22
3	Issued for Tender	2015-05-05

SQ ALEXANDRA PARK - BLOCK 11

38 CAMERON ST, TORONTO, ONTARIO M5T 2H2

project no:	12-115
scale:	1 : 5
drawn by:	Author
reviewed by:	Checker
date:	2014-08-26

Teeple Architects

5 CAMERON STREET TORONTO, ONTARIO
416-598-0504 TEL FAX 416-598-1705
INFO@TEEPLEARCH.COM

SECTION DETAILS - TERRACE GUARDS

A 614

All drawings, specifications, related documents and design are the property of Teeple Architects Inc. and shall be used only for the project shown on these documents. Reproduction of the drawings, specifications, related documents and design in whole or in part is strictly forbidden without the architect's written consent.

This drawing, as an instrument of service, is provided by and is the property of Teeple Architects Inc. and shall be used only for the project shown on this drawing. Prior to commencement of work, the contractor is responsible for the coordination and verification of all dimensions contained hereon and all measurements and conditions on site that affect the performance of the work. Report any that report any discrepancies to the consultant in writing prior to the commencement of affected work.

DO NOT SCALE THIS DRAWING

This drawing shall not be used for construction purposes unless countersigned

Teeple Architects Inc.

SPADINA QUEEN

TRIDEL®

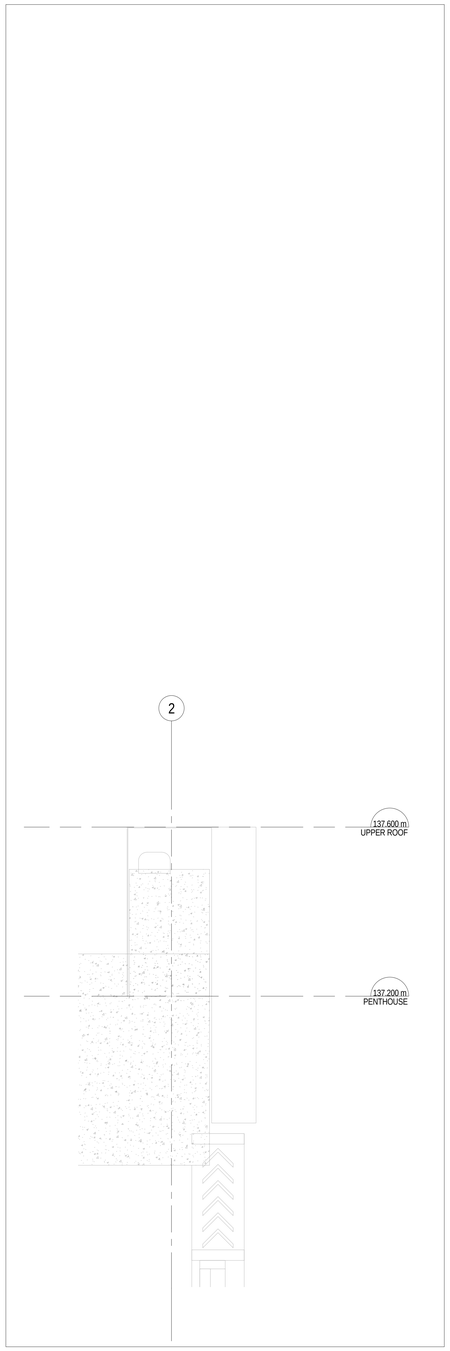

5 A 615 COOLING TOWER GUARD
1 : 5



4 A 615 TYPICAL GUARD - TERRACE AT 9TH FLOOR - ABOVE SUITE
1 : 5

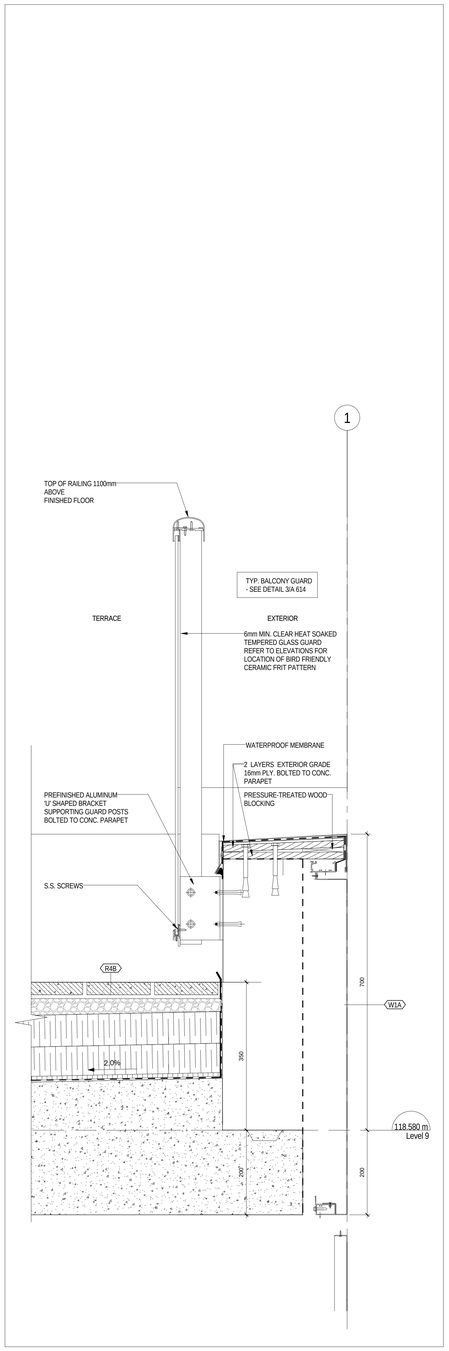

3 A 615 GUARD - TERRACE AT 9TH FLOOR - ABOVE BALCONY
1 : 5

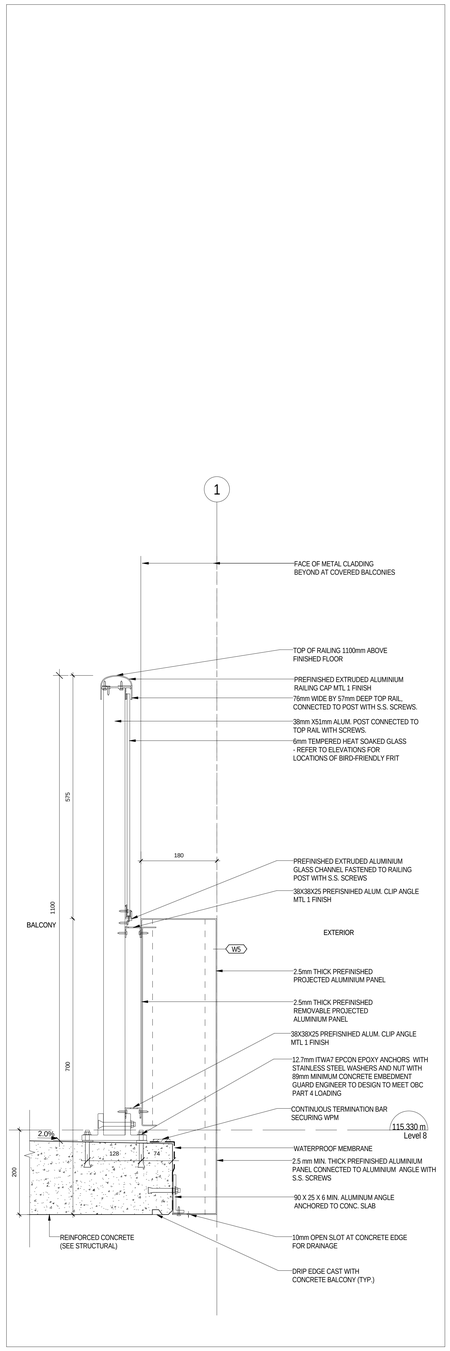

2 A 615 TYPICAL BALCONY GUARD
1 : 5

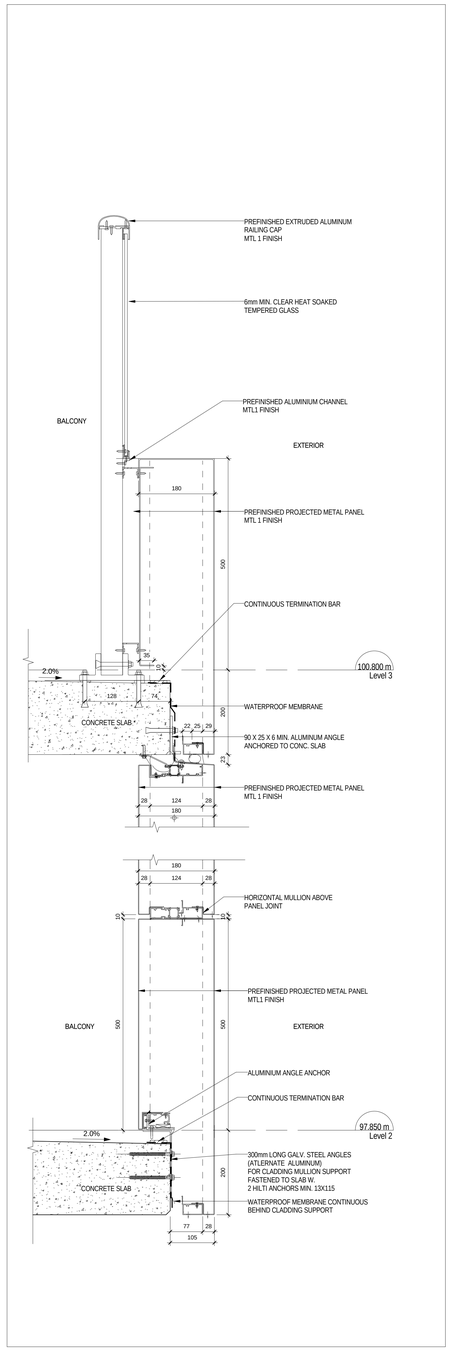

1 A 615 SECTION THROUGH TYPICAL BALCONY WALL ASSEMBLY
1 : 5

METRIC SCALE DRAWING

FIRST FLOOR ELEV. +93.60m

No.	ISSUED / REVISED FOR:	DATE:
1	Issued for Tender	2014-09-22
2	Issued for Tender	2015-05-05

SQ ALEXANDRA PARK - BLOCK 11

38 CAMERON ST, TORONTO, ONTARIO M5T 2H2

project no:	12-115
scale:	1 : 5
drawn by:	Author
reviewed by:	Checker
date:	2014-09-22

Teeple Architects

5 CAMERON STREET 416-598-0504 TEL TORONTO, ONTARIO M5T 2H2 INFO@TEEPLEARCH.COM FAX 416-598-1795

SECTION DETAILS - BALCONY GUARDS

A 615

All drawings, specifications, related documents and designs are the copyright property of Teeple Architects Inc. Reproduction or publication or Reproduction of the drawings, specifications, related documents and designs in whole or in part is strictly forbidden without the architect's written consent.

This drawing, as an instrument of service, is provided by and is the property of Teeple Architects Inc. and shall be used only for the project shown and in accordance with the agreement between Teeple and the contractor is responsible for the coordination and verification of all dimensions contained hereon and all measurements and conditions on site prior to commencement of work. Any errors or omissions shall immediately be brought to the consultant in writing prior to the commencement of the affected work.

DO NOT SCALE THIS DRAWING

This drawing shall not be used for construction purposes unless countersigned

Teeple Architects Inc.

SPADINA QUEEN

TRIDEL®

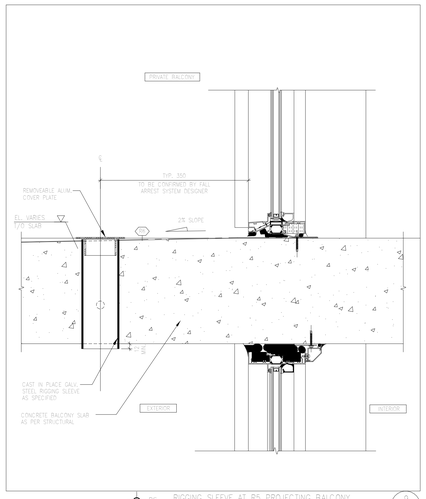

R5 RIGGING SLEEVE AT R5 PROJECTING BALCONY — SECTION DETAIL — SCALE = 1:5 — 9 / AR20

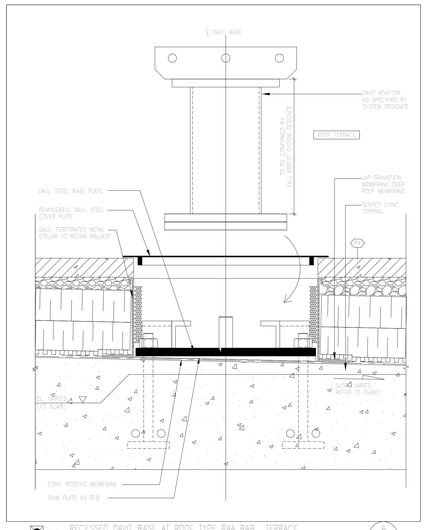

R6B RECESSED DAVIT BASE AT ROOF TYPE R4A R4B TERRACE — SECTION DETAIL — SCALE = 1:5 — 6 / AR20

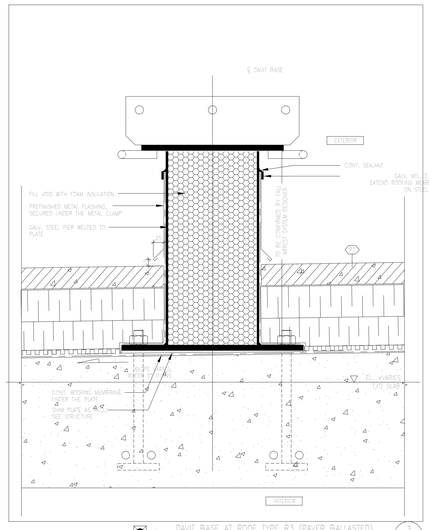

R6 DAVIT BASE AT ROOF TYPE R3 (PAVER BALLASTED) — SECTION DETAIL — SCALE = 1:5 — 3 / AR20

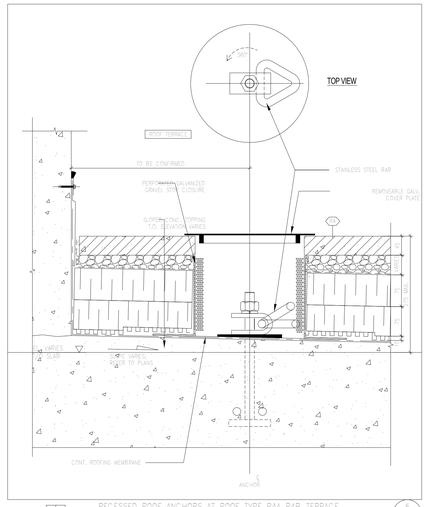

R4A RECESSED ROOF ANCHORS AT ROOF TYPE R4A R4B TERRACE — SECTION DETAIL — SCALE = 1:5 — 5 / AR20

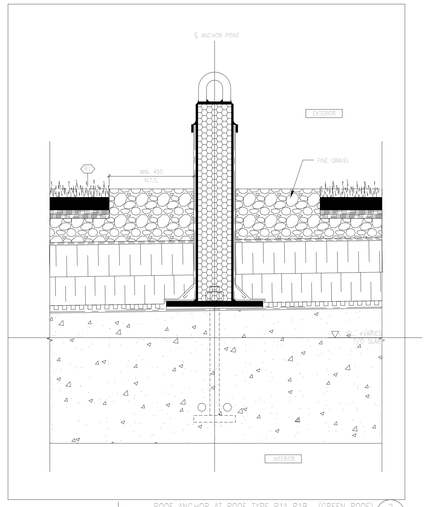

R1A ROOF ANCHOR AT ROOF TYPE R1A R1B (GREEN ROOF) — SECTION DETAIL — SCALE = 1:5 — 2 / AR20

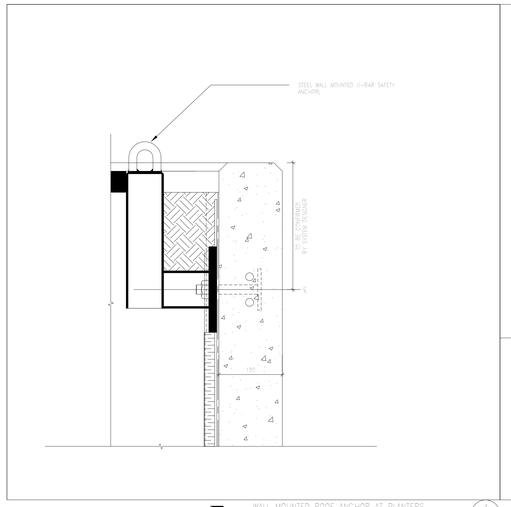

R3A WALL MOUNTED ROOF ANCHOR AT PLANTERS — SECTION DETAIL — SCALE = 1:5 — 4 / AR20

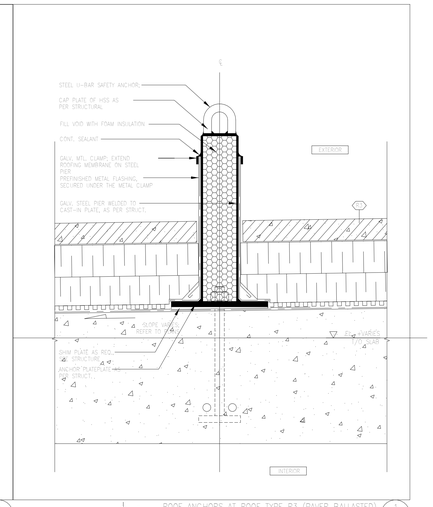

R1A ROOF ANCHORS AT ROOF TYPE R3 (PAVER BALLASTED) — SECTION DETAIL — SCALE = 1:5 — 1 / AR20

METRIC SCALE DRAWING

FIRST FLOOR ELEV. +93.60m

No.	ISSUED / REVISED FOR:	DATE:
1	Issued for Coordination	2014-06-23
2	Reissued for Permit	2014-07-03
3	Reissued for Permit	2014-08-22
4	Issued for Tender	2014-08-26
5	Issued for Tender	2014-09-22
6	Issued for Tender	2015-05-05

SQ ALEXANDRA PARK - BLOCK 11

38 CAMERON ST, TORONTO, ONTARIO M5T 2H2

project no:	12-115
scale:	1 : 5
drawn by:	TAI
reviewed by:	JH
date:	2014-09-22

Teeple Architects

5 CAMERON STREET
416 598-0422 TEL
416 598-0422 FAX
TORONTO, ONTARIO
M5T 2H2

TYPICAL FALL ARREST DETAILS AT ROOF, TERRACE AND SOFFIT

A 620

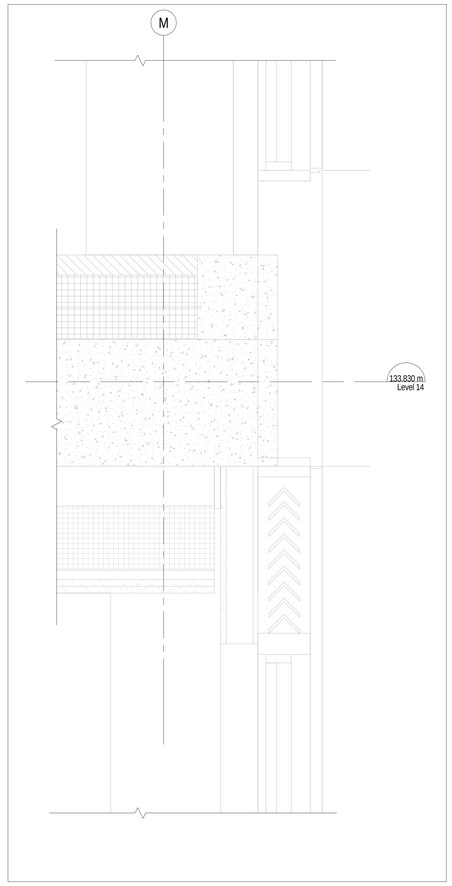

7 A 621 Callout of NORTH WALL SECTION AT COOLING TOWER
1 : 5

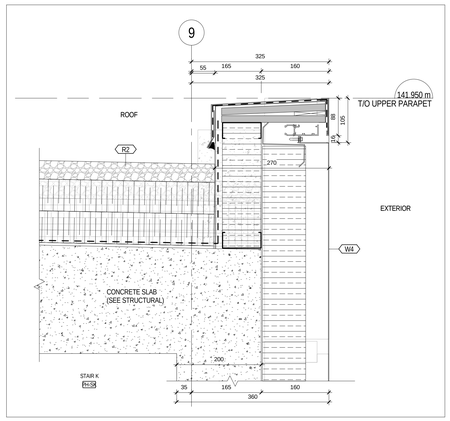

6 A 621 UPPER PARAPET SECTION
1 : 5

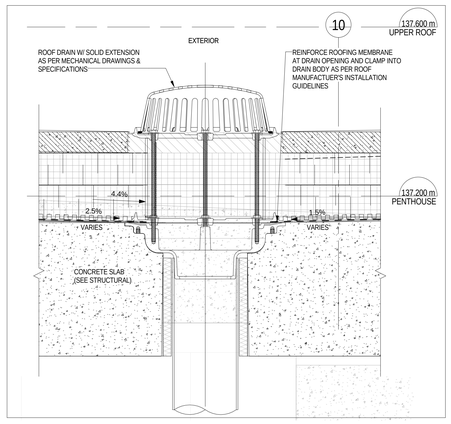

4 A 621 ROOF DRAIN R3
1 : 5

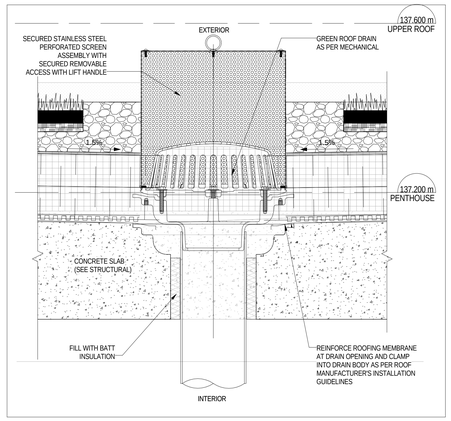

3 A 621 ROOF DRAIN R1B
1 : 5

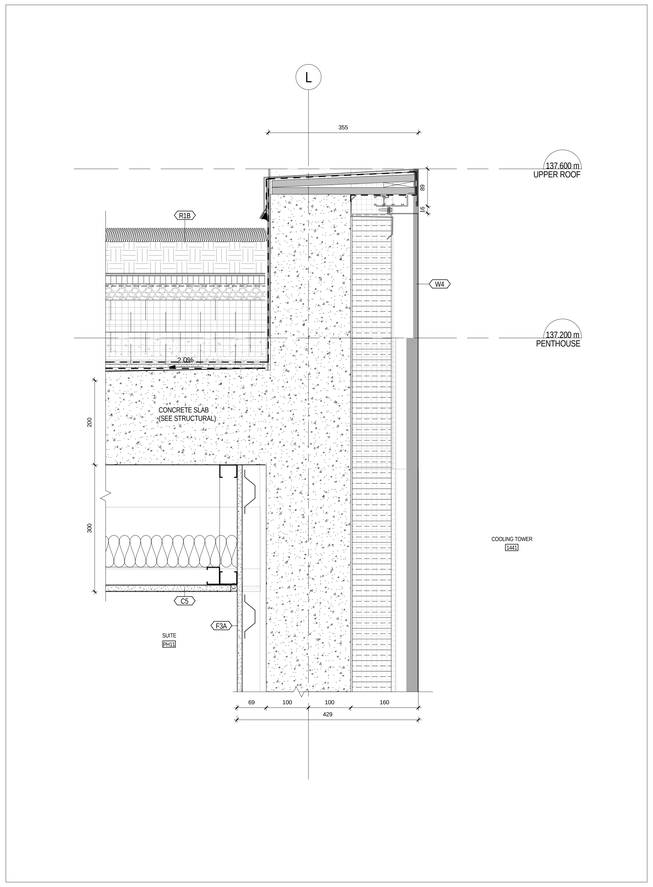

12 A 621 ROOF AT COOLING TOWER
1 : 5

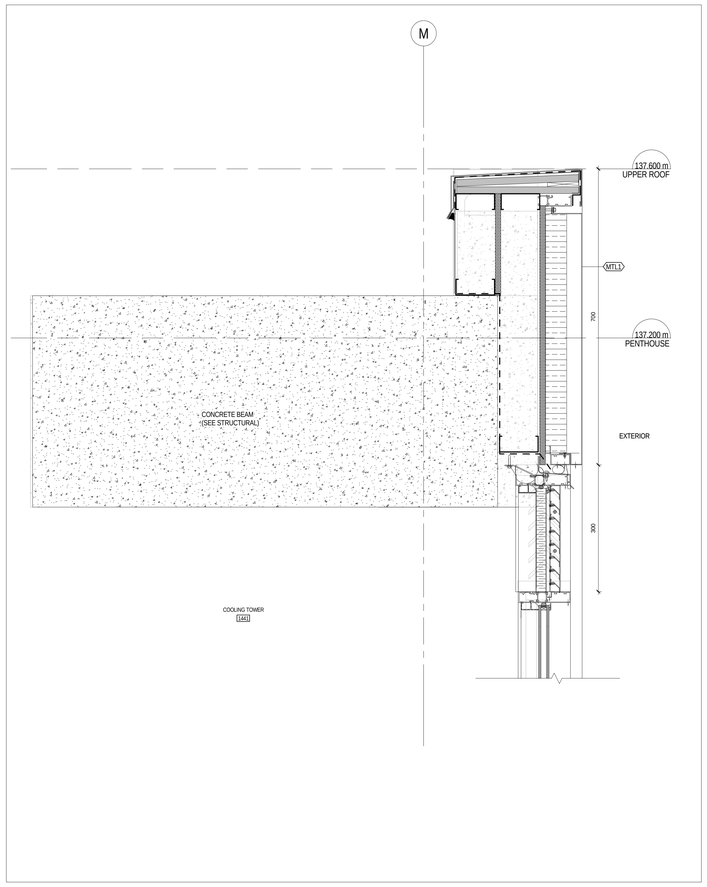

8 A 621 PARAPET SECTION AT COOLING TOWER
1 : 5

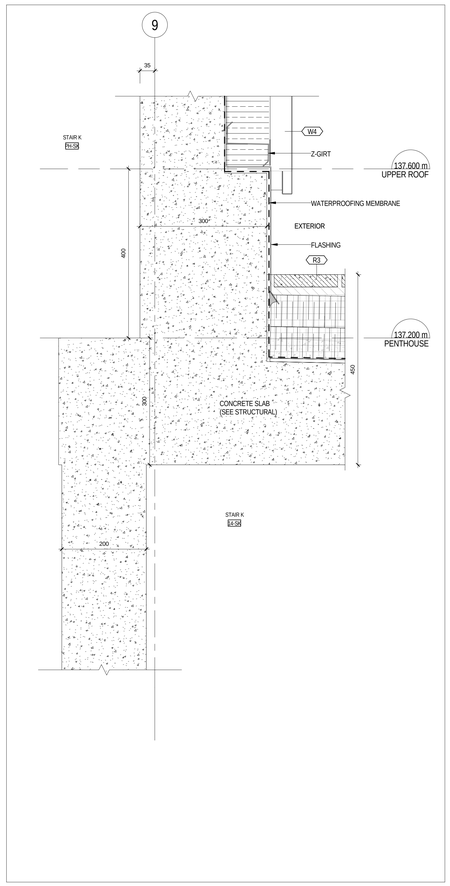

5 A 621 ROOF AT PENTHOUSE
1 : 5

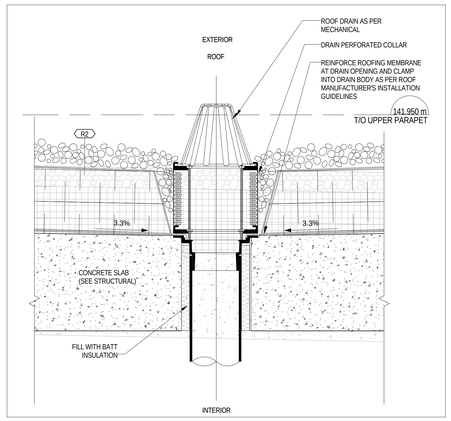

2 A 621 ROOF DRAIN AT R2
1 : 5

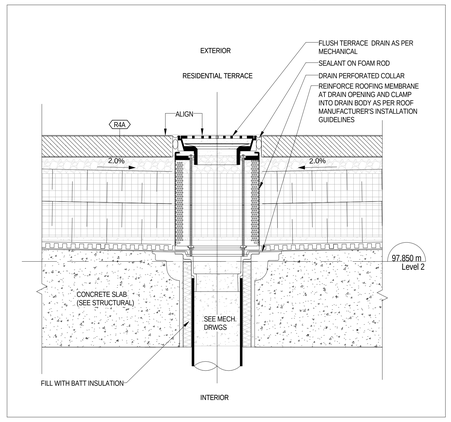

1 A 621 TERRACE DRAIN AT R4A R4B R4C
1 : 5

All drawings, specifications, related documents and designs are the property of Teeple Architects Inc. and cannot be used without consent. Reproduction of the drawings, specifications, related documents and designs in whole or in part is strictly forbidden without the architects consent.

This drawing, as an instrument of service, is provided by and is the property of Teeple Architects Inc. and shall be used only for the project shown and in accordance with the agreement between Teeple and the contractor is responsible for the coordination and verification of all dimensions contained hereon and all measurements and conditions on the site pertinent to the performance of the work. Any and all report are discrepancies to the consultant in writing prior to the commencement of the affected work.

DO NOT SCALE THIS DRAWING

This drawing shall not be used for construction purposes unless countersigned

Teeple Architects Inc.

SPADINA QUEEN

METRIC SCALE DRAWING

FIRST FLOOR ELEV. +93.60m

No.	ISSUED / REVISED FOR:	DATE:
1	Issued for Coordination	2014-06-23
2	Reissued for Permit	2014-07-10
3	Reissued for Permit	2014-08-22
4	Issued for Tender	2014-08-26
5	Issued for Tender	2014-09-22
6	Issued for Tender	2015-05-05

SQ ALEXANDRA PARK - BLOCK 11

38 CAMERON ST, TORONTO, ONTARIO M5T 2H2

project no: 12-115
scale: 1 : 5
drawn by: TAI
reviewed by: JH
date: 2014-09-22

Teeple Architects

5 CAMERON STREET TORONTO, ONTARIO
416-598-0540 TW INFO@TEEPLEARCHITECTS.COM FAX 416-598-1755

TYPICAL ROOF AND TERRACE DETAILS

A 621

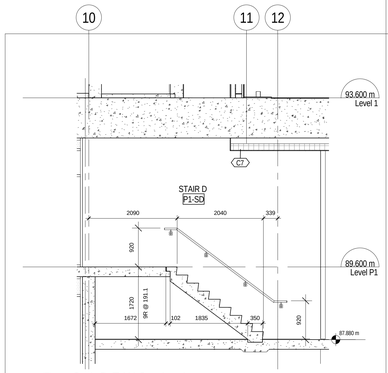

11 A 701 Stair D E-W Section 1
1 : 50

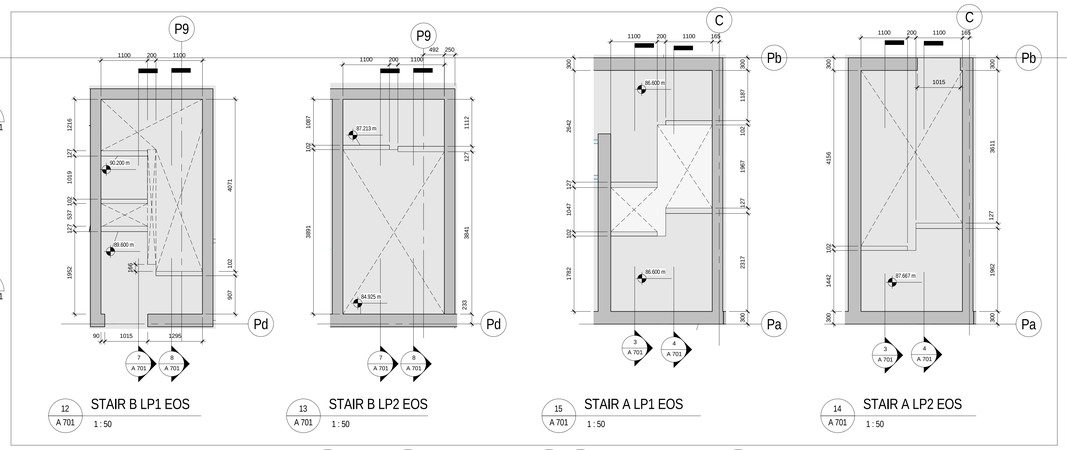

12 A 701 STAIR B LP1 EOS
1 : 50

13 A 701 STAIR B LP2 EOS
1 : 50

15 A 701 STAIR A LP1 EOS
1 : 50

14 A 701 STAIR A LP2 EOS
1 : 50

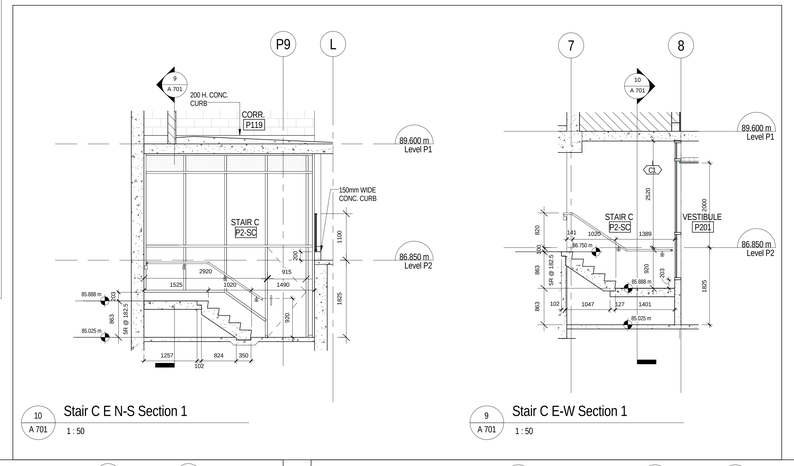

10 A 701 Stair C E N-S Section 1
1 : 50

9 A 701 Stair C E-W Section 1
1 : 50

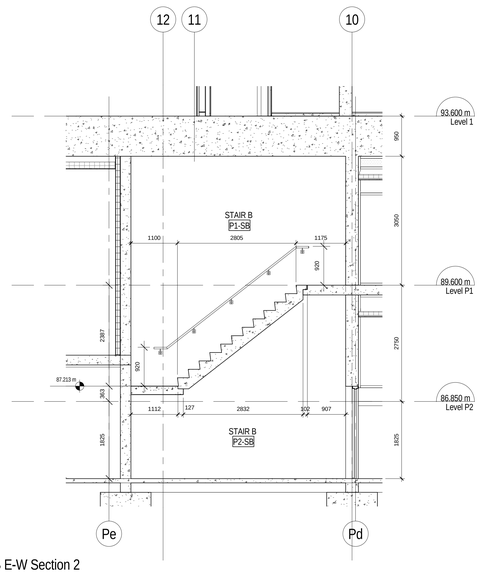

8 A 701 Stair B E-W Section 2
1 : 50

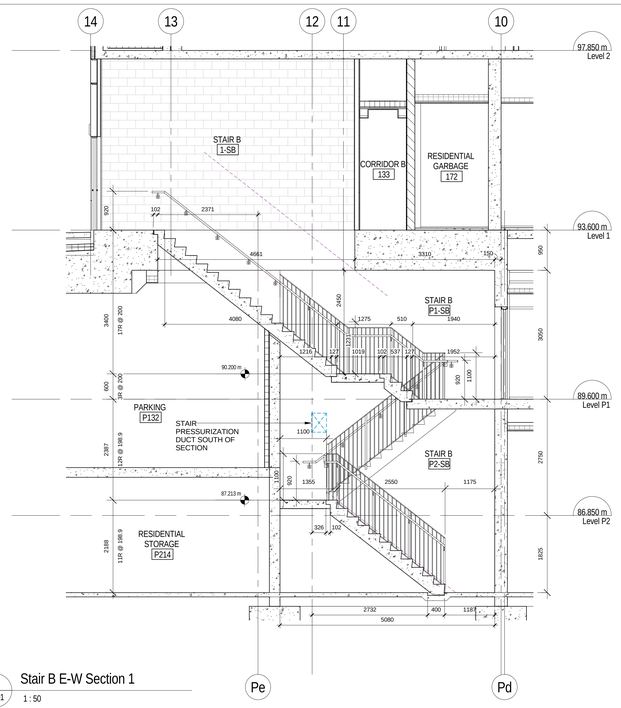

7 A 701 Stair B E-W Section 1
1 : 50

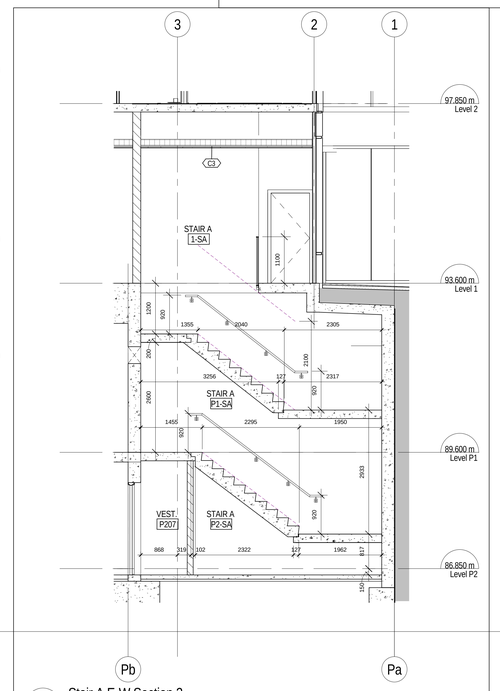

4 A 701 Stair A E-W Section 2
1 : 50

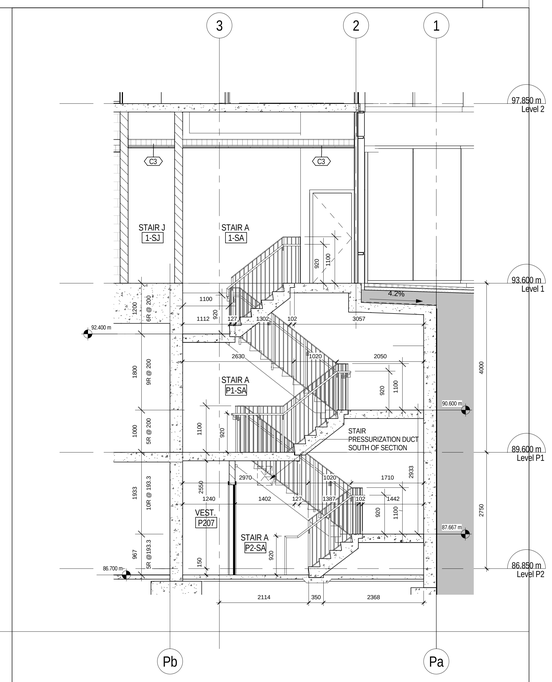

3 A 701 Stair A E-W Section 1
1 : 50

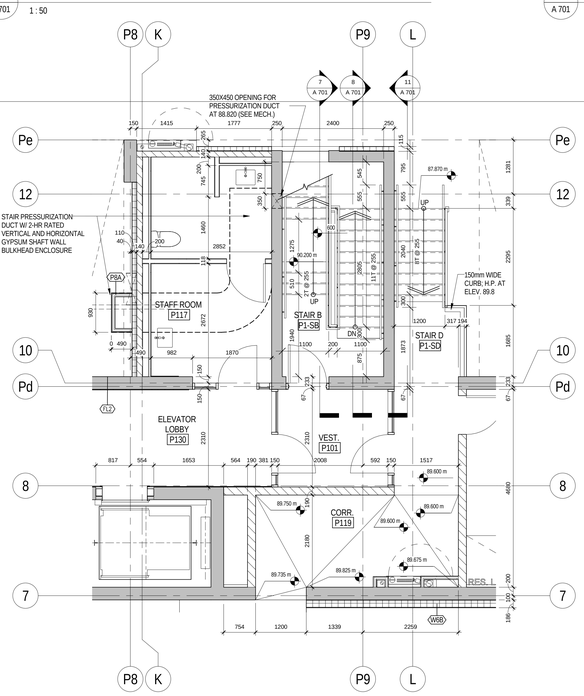

6 A 701 LP1 - STAIR B D
1 : 50

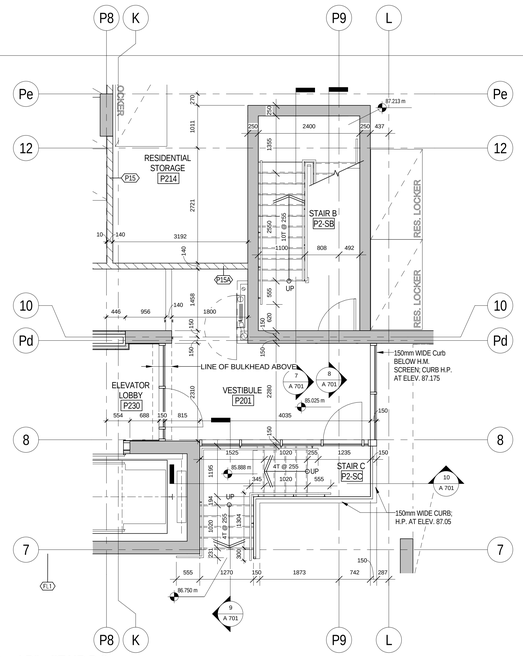

5 A 701 LP2 - STAIR B C
1 : 50

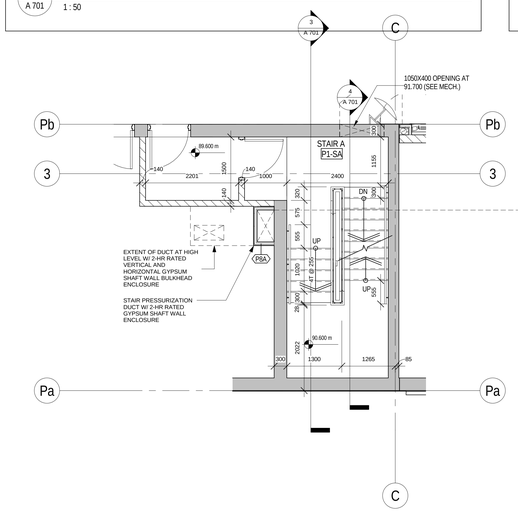

2 A 701 LP1 - STAIR A
1 : 50

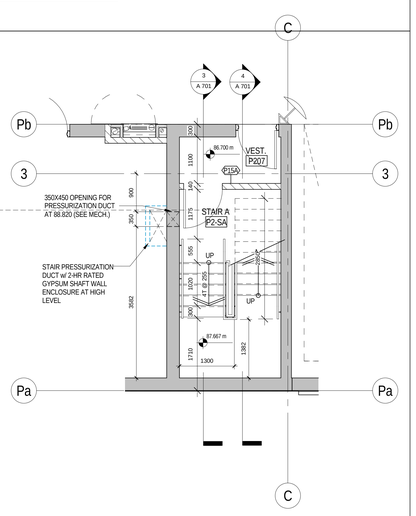

1 A 701 LP2 - STAIR A
1 : 50

All drawings, specifications, related documents and design are the property of Teeple Architects Inc. and are protected by copyright. Reproduction of the drawings, specifications, related documents and design in whole or in part is strictly forbidden without the architect's written consent.

This drawing, as an instrument of service, is provided by and is the property of Teeple Architects Inc. and shall be used only for the project shown and in accordance with the agreement between the client and contractor is responsible for the coordination and verification of all dimensions contained hereon and all measurements and conditions on the job shall be verified before work is begun. Any discrepancies shall report any discrepancies to the consultant in writing prior to the commencement of the work.

DO NOT SCALE THIS DRAWING

This drawing shall not be used for construction purposes unless countersigned

Teeple Architects Inc.

SPADINA ▸ QUEEN

TRIDEL®

METRIC SCALE DRAWING
FIRST FLOOR ELEV. +93.60m

No.	ISSUED / REVISED FOR:	DATE:
1	Issued for 50% Completion	2014-05-23
2	Issued for Permit	2014-05-30
3	Issued for Coordination	2014-06-23
4	Reissued for Permit	2014-07-10
5	Reissued for Permit	2014-08-22
6	Issued for Tender	2014-08-26
7	Issued for Tender	2014-09-22
8	Issued for ASI 02	2015-03-23
9	Issued for ASI 03	2015-05-04
10	Issued for Tender	2015-05-05

SQ ALEXANDRA PARK - BLOCK 11
36 CAMERON ST, TORONTO, ONTARIO M5T 2N2

project no:	12-115
scale:	1 : 50
drawn by:	RC
reviewed by:	JH
date:	2014-09-22

Teeple Architects
5 CAMERON STREET TORONTO, ONTARIO
416-598-0504 TEL M5T 2N2
ARCHITECTS@TEEPLEARCHITECTS.COM

STAIR PLANS & SECTIONS

A 701

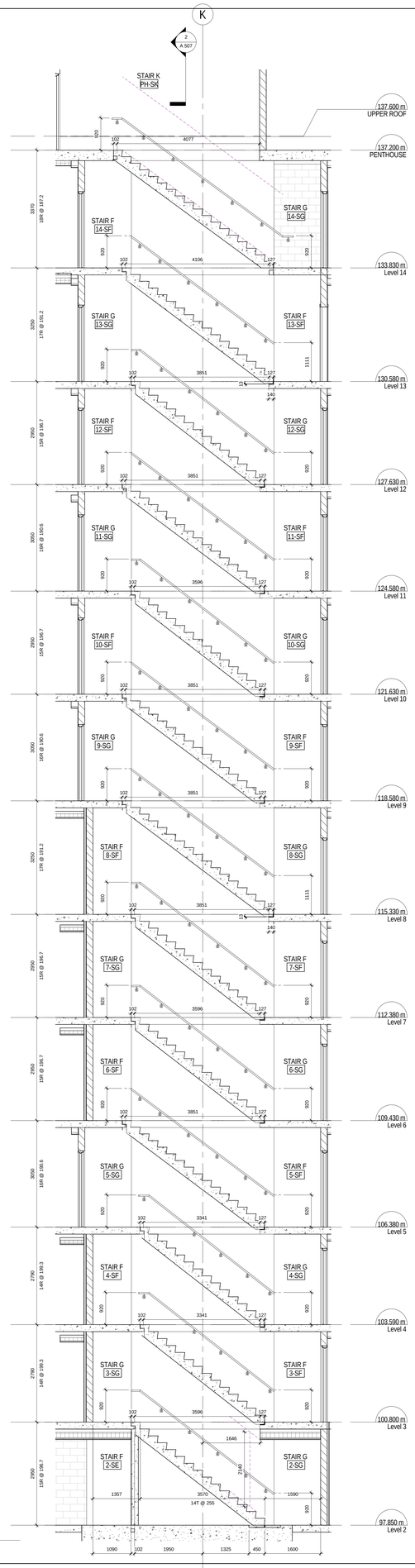

4 / A 702 Stair F G N-S Section 2
1 : 50

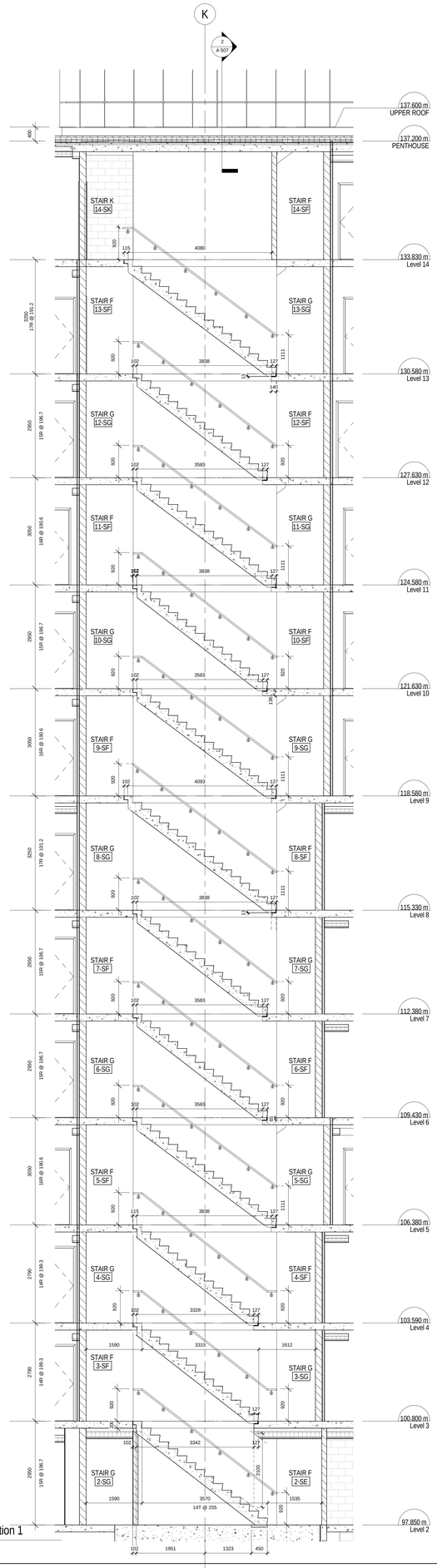

2 / A 702 Stair F G N-S Section 1
1 : 50

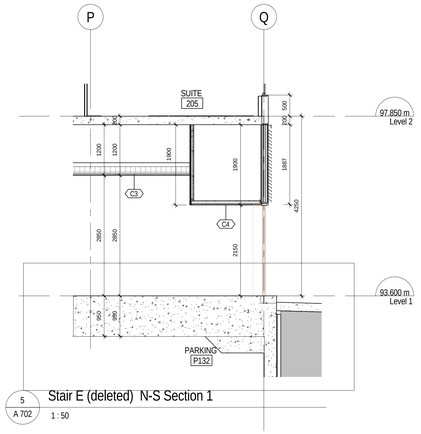

5 / A 702 Stair E (deleted) N-S Section 1
1 : 50

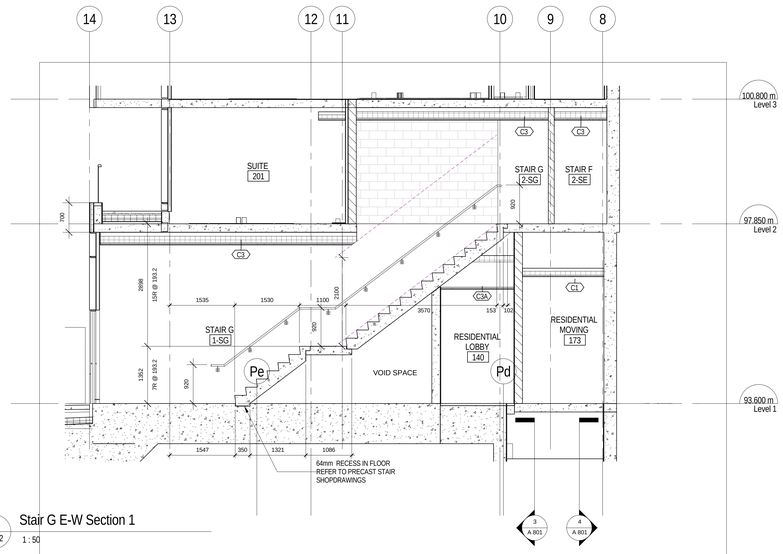

3 / A 702 Stair G E-W Section 1
1 : 50

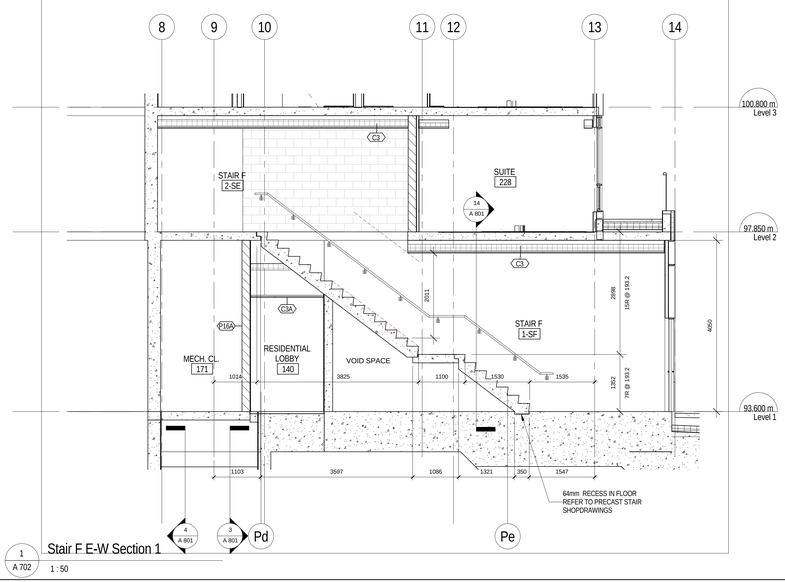

1 / A 702 Stair F E-W Section 1
1 : 50

All drawings, specifications, related documents and design are the property of Teeple Architects Inc. and are protected by copyright. Reproduction of the drawings, specifications, related documents and design in whole or in part is strictly forbidden without the architect's written consent.

This drawing, as an instrument of service, is provided to and is the property of Teeple Architects Inc. and shall be used only for the project shown and in accordance with the agreement between Teeple and the contractor. Contractor is responsible for the coordination and verification of all dimensions contained hereon and all measurements and conditions on the job shall be verified before proceeding. Report any and all field non-conformances to the consultant in writing prior to the commencement of affected work.

DO NOT SCALE THIS DRAWING

This drawing shall not be used for construction purposes unless countersigned

Teeple Architects Inc.

SPADINA ▸ QUEEN

TRIDEL®

METRIC SCALE DRAWING
FIRST FLOOR ELEV. +93.60m

No.	ISSUED / REVISED FOR:	DATE:
1	Issued for 50% Completion	2014-05-23
2	Issued for Permit	2014-05-30
3	Issued for Coordination	2014-06-23
4	Reissued for Permit	2014-07-10
5	Reissued for Permit	2014-08-22
6	Issued for Tender	2014-08-26
7	Issued for Tender	2014-09-22
8	Issued for ASI 01	2015-03-05
9	Issued for ASI 03	2015-05-04
10	Issued for Tender	2015-05-05

SQ ALEXANDRA PARK - BLOCK 11
38 CAMERON ST., TORONTO, ONTARIO M5T 2H2

project no:	12-115
scale:	1 : 50
drawn by:	RC
reviewed by:	JH
date:	2014-09-22

Teeple Architects
5 CAMERON STREET
416-598-0504 TEL
TORONTO, ONTARIO
FAX-416-598-1705
INFO@TEEPLEARCH.COM

STAIR PLANS & SECTIONS

A 702

All drawings, specifications, related documents and designs are the property of Teeple Architects Inc. and are subject to copyright protection. Reproduction of the drawings, specifications, related documents and designs in whole or in part is strictly forbidden without the architect's written consent.

This drawing, as an instrument of service, is provided by and is the property of Teeple Architects Inc. and shall be used only for the project shown and in accordance with the agreement between Teeple Architects and its client. The contractor is responsible for the coordination and verification of all dimensions contained hereon and all measurements and conditions on the job shall be reported to Teeple Architects Inc. in writing prior to the fulfillment of any discrepancies in the consultant in writing prior to the commencement of any work or fabrication.

DO NOT SCALE THIS DRAWING

This drawing shall not be used for construction purposes unless countersigned

Teeple Architects Inc.

SPADINA ▸ QUEEN

TRIDEL®

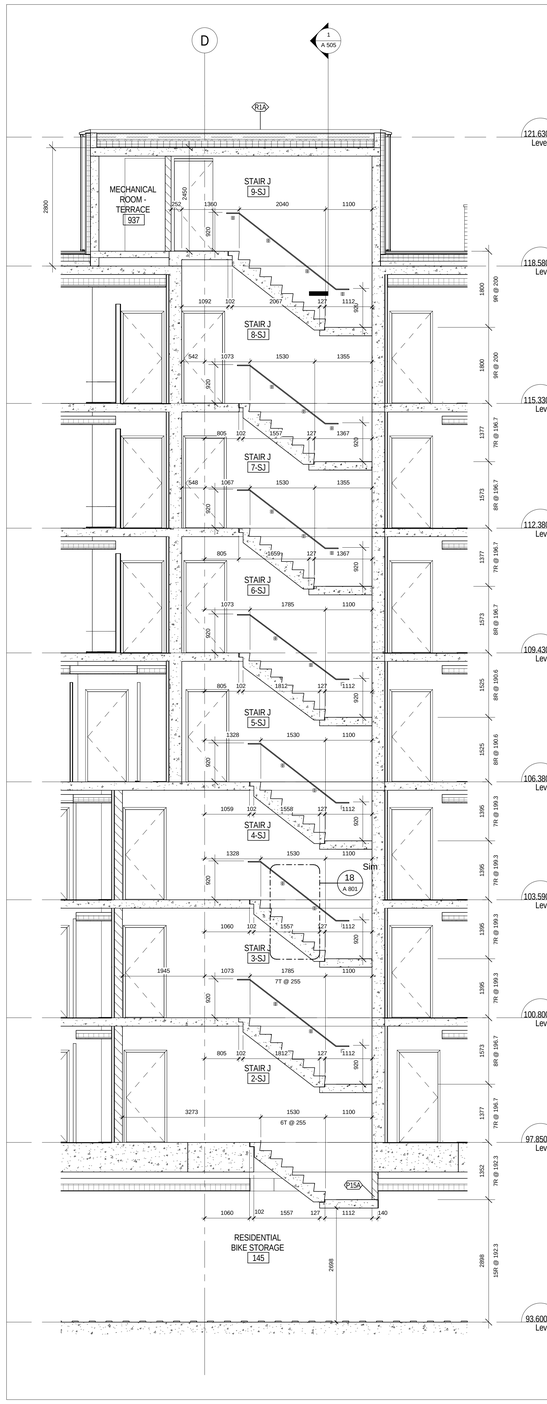

6 A 703 Stair J N-S Section 2

1 : 50

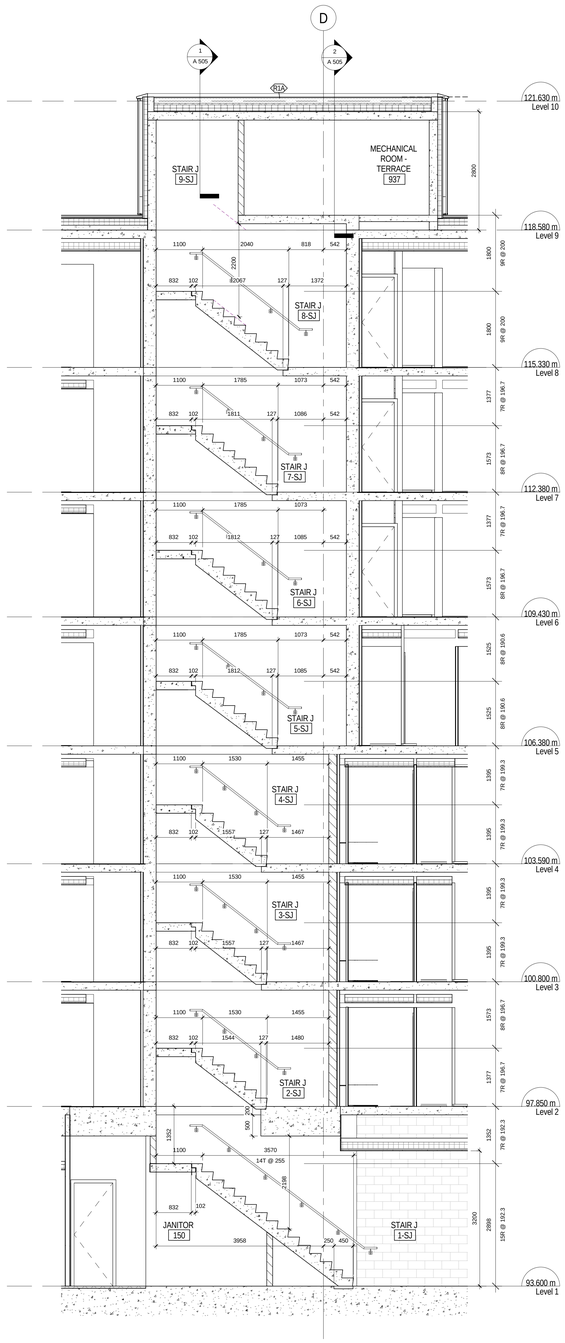

5 A 703 Stair J N-S Section 1

1 : 50

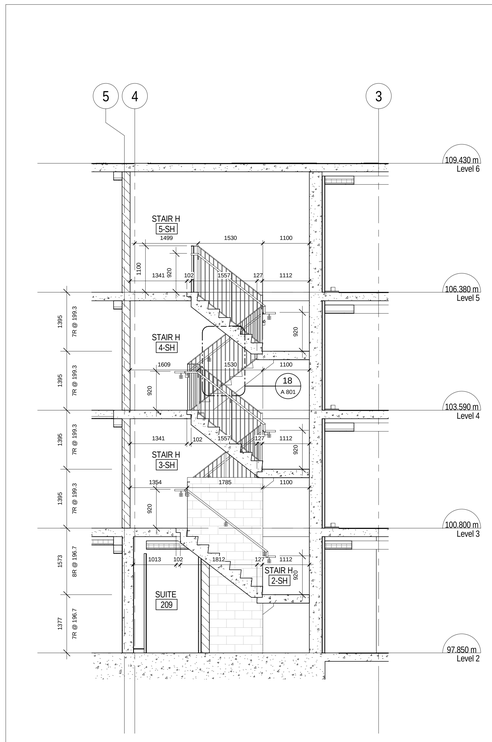

4 A 703 Stair H N-S Section 3

1 : 50

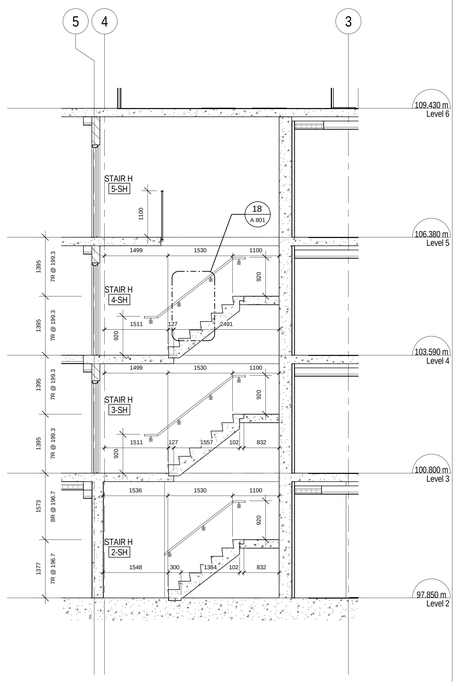

3 A 703 Stair H N-S Section 2

1 : 50

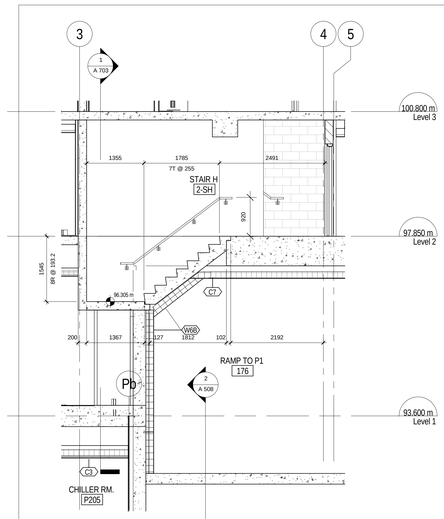

2 A 703 Stair H E-W Section 1

1 : 50

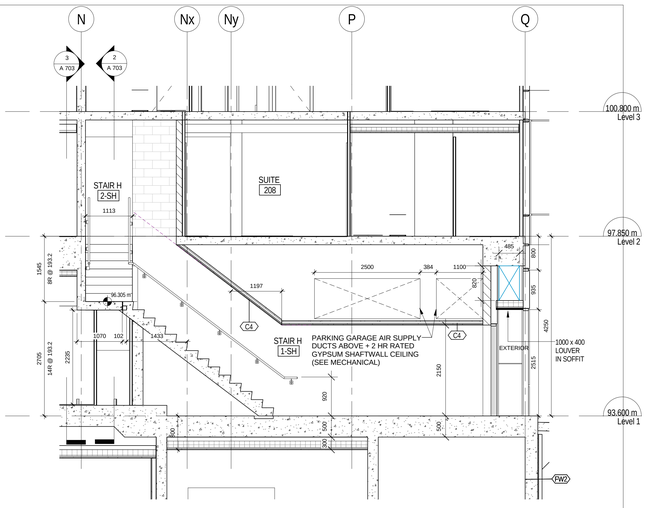

1 A 703 Stair H N-S Section 1

1 : 50

METRIC SCALE DRAWING

FIRST FLOOR ELEV. +93.60m

No.	ISSUED / REVISED FOR:	DATE:
1	Issued for 50% Completion	2014-05-23
2	Issued for Permit	2014-05-30
3	Issued for Coordination	2014-06-23
4	Reissued for Permit	2014-07-02
5	Reissued for Permit	2014-08-22
6	Issued for Tender	2014-08-26
7	Issued for Tender	2014-09-22
8	Issued for ASI 01	2015-03-05
9	Issued for ASI 03	2015-05-04
10	Issued for Tender	2015-05-05

SQ ALEXANDRA PARK - BLOCK 11

38 CAMERON ST. TORONTO, ONTARIO M5T 2H2

project no:	12-115
scale:	1 : 50
drawn by:	RC
reviewed by:	JH
date:	2014-09-22

Teeple Architects

5 CAMERON STREET
416-598-0504 TEL

ARCHITECTS@TEEPLE.CA

TORONTO, ON M5B 2M6
416-362-5420 FAX

STAIR PLANS & SECTIONS

A 703

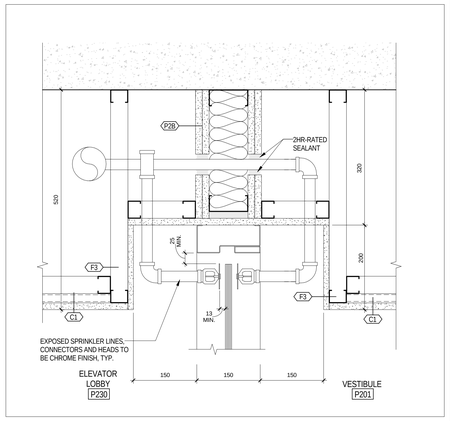

17 A 800 SCREEN HEAD AT GWB BULKHEAD AT ELEV. LOBBY / VESTIBULE
1 : 5

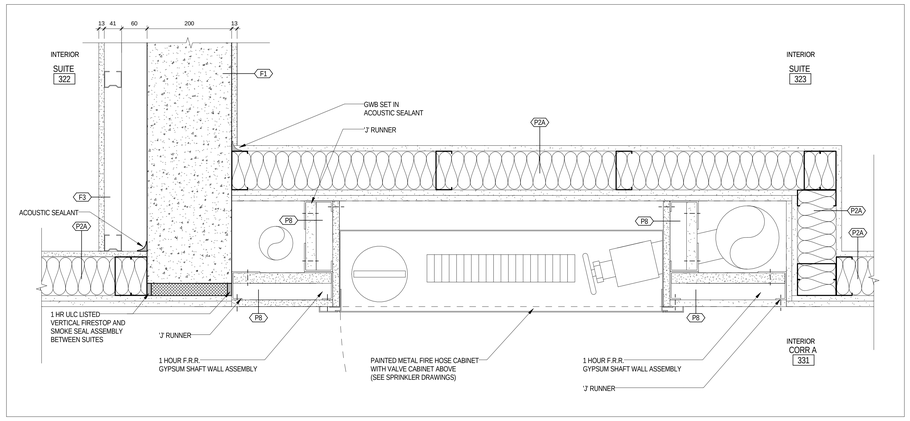

13 A 800 PLAN DETAIL - TYP FHC
1 : 5

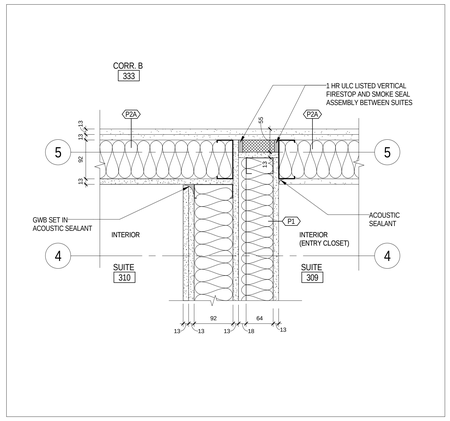

8 A 800 P1 DEMISING WALL TO CORRIDOR CONNECTION
1 : 5

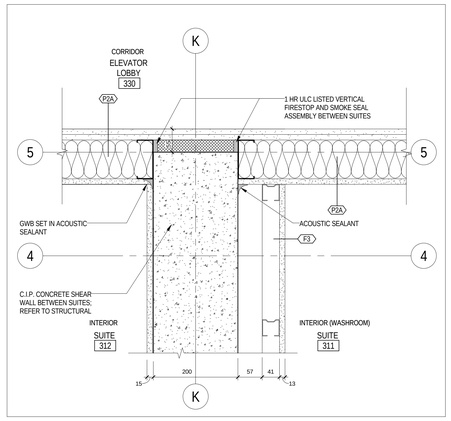

4 A 800 PLAN DETAIL- INTERIOR SHEAR WALL PARTITION BETWEEN SUITES
1 : 5

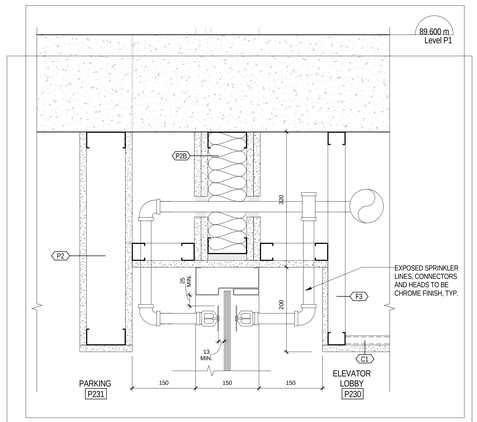

16 A 800 SCREEN HEAD AT GWB BULKHEAD AT ELEV. LOBBY / PARKING
1 : 5

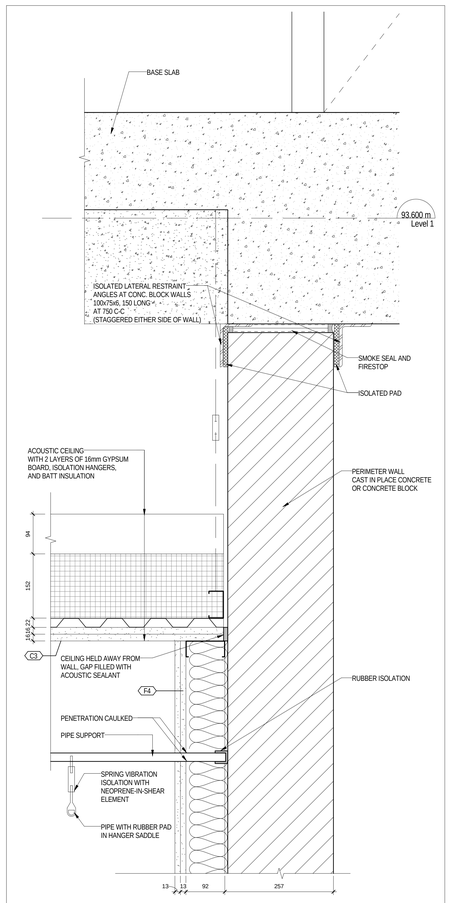

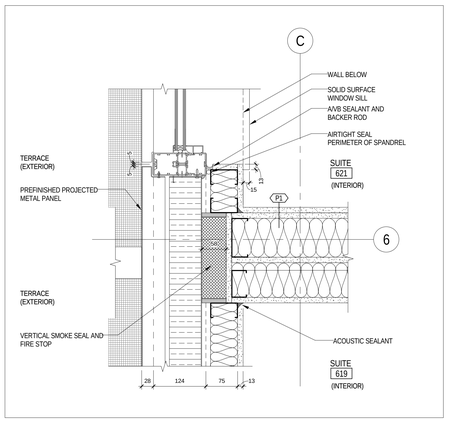

11 A 800 P1 DEMISING WALL TO EXTERIOR
1 : 5

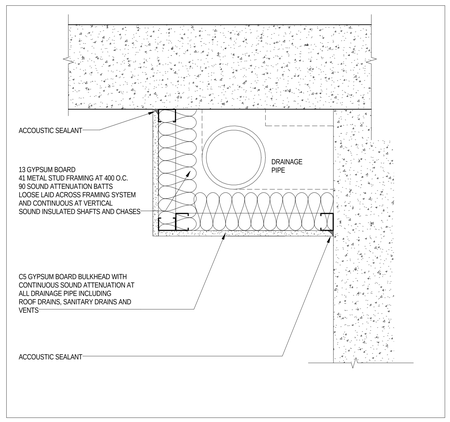

7 A 800 SECTION DETAIL - SOUND ATTENUATED CEILING AT DRAINS AND VENTS
1 : 5

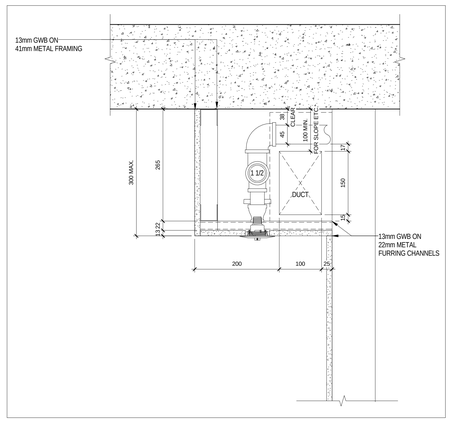

3 A 800 SECTION DETAIL - BOTTOM SPRINKLER WITH FURRING
1 : 5

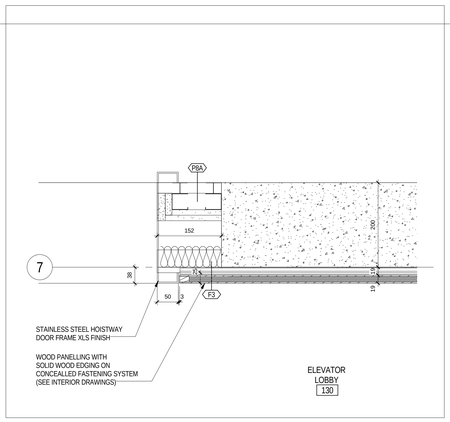

15 A 800 ELEVATOR JAMB DETAIL
1 : 5

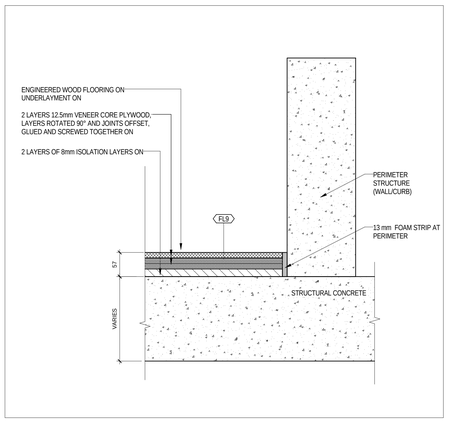

10 A 800 DETAIL - TYPICAL ISOLATED SUB-FLOOR
1 : 5

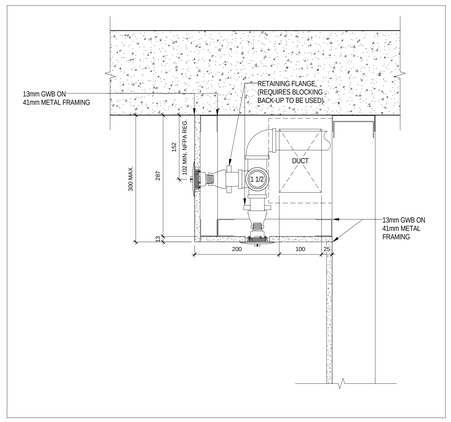

2 A 800 SECTION DETAIL - SIDE AND BOTTOM SPRINKLER WITH METAL FRAMING
1 : 5

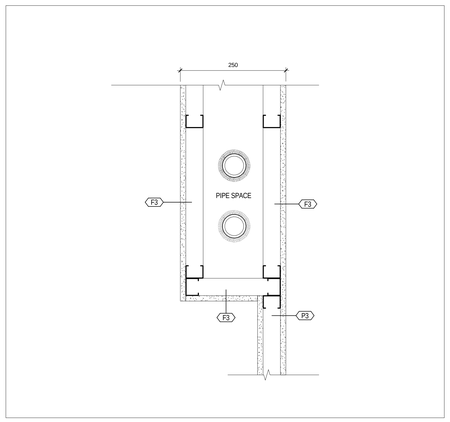

14 A 800 TYPICAL PIPE SPACE DETAIL
1 : 5

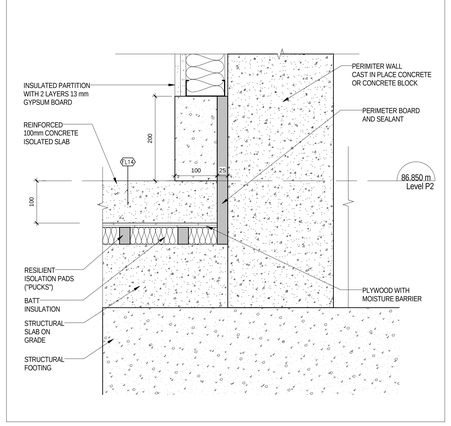

12 A 800 DETAIL - FULLY ACCOUSTICALLY ISOLATED CHILLER RM BELOW SUITES
1 : 5

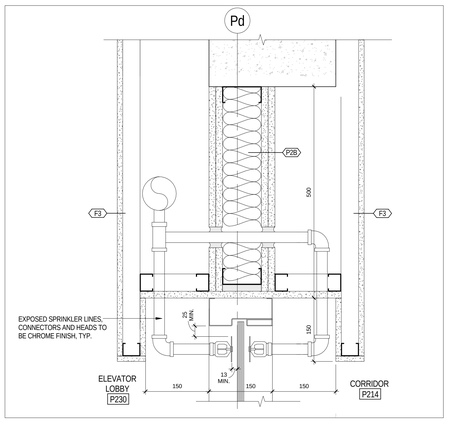

9 A 800 SCREEN HEAD AT GWB BULKHEAD AT ELEV. LOBBY / CORRIDOR
1 : 5

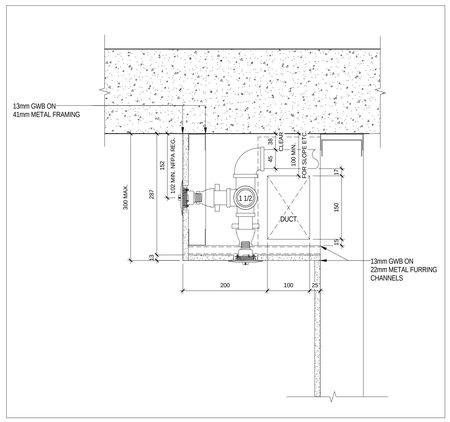

5 A 800 SECTION DETAIL - SIDE AND BOTTOM SPRINKLER WITH FURRING
1 : 5

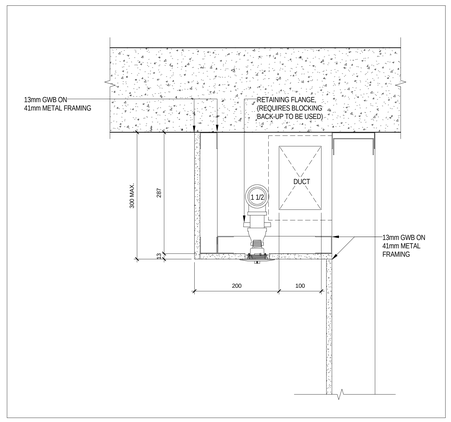

1 A 800 SECTION DETAIL - BOTTOM SPRINKLER WITH METAL FRAMING
1 : 5

All drawings, specifications, related documents and designs are the property of Teeple Architects Inc. and cannot be used without the written consent of Teeple Architects Inc. Reproduction of the drawings, specifications, related documents and designs in whole or in part is strictly forbidden without the architects written consent.

This drawing, as an instrument of service, is provided by and is the property of Teeple Architects Inc. and shall be used only for the project shown and in accordance with the agreement between Teeple and the contractor is responsible for the coordination and verification of all dimensions contained hereon and all measurements and conditions on the site that affect the performance of the work. Any discrepancies or any discrepancies in the consultant in writing prior to the commencement of affected work.

DO NOT SCALE THIS DRAWING

This drawing shall not be used for construction purposes unless countersigned

Teeple Architects Inc.

SPADINA QUEEN

TRIDEL®

METRIC SCALE DRAWING
FIRST FLOOR ELEV. +93.60m

No.	ISSUED / REVISED FOR:	DATE:
1	Reissued for Permit	2014-08-22
2	Issued for Tender	2014-08-26
3	Issued for Tender	2014-09-22
4	Issued for ASI 03	2015-05-04
5	Issued for Tender	2015-05-05

SQ ALEXANDRA PARK - BLOCK 11
38 CAMERON ST, TORONTO, ONTARIO M5T 2H2

project no:	12-115
scale:	1 : 5
drawn by:	Author
reviewed by:	Checker
date:	2014-09-22

Teeple Architects
15 CAMERON STREET TORONTO, ONTARIO
416-598-0564 TEL 416-598-0191 FAX
ARCHITECTS@TEEPLE.CO.CA

TYPICAL INTERIOR DETAILS

A 800

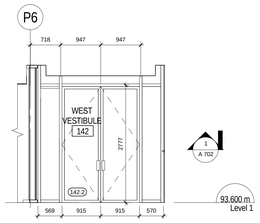

14 A 801 ELEV. INTERIOR WEST VEST.
1 : 50

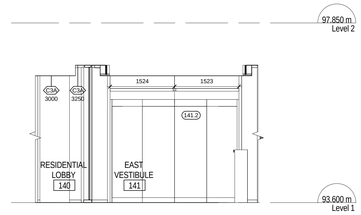

11 A 801 ELEV. INTERIOR EAST VEST.
1 : 50

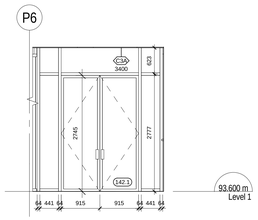

13 A 801 SECTION AT WEST VEST. FROM LOBBY
1 : 50

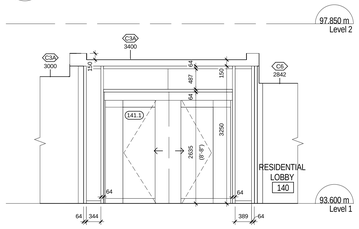

10 A 801 ELEV. EAST VEST. FROM LOBBY
1 : 50

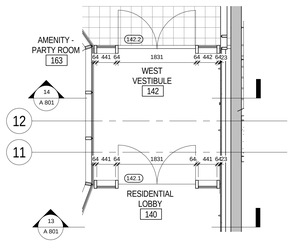

12 A 801 ENLARGED PLAN WEST VEST.
1 : 50

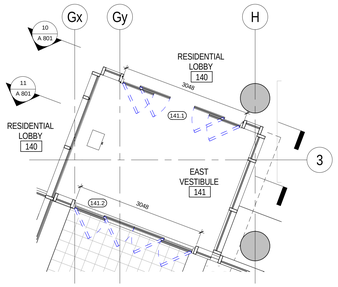

9 A 801 ENLARGED PLAN EAST VEST.
1 : 50

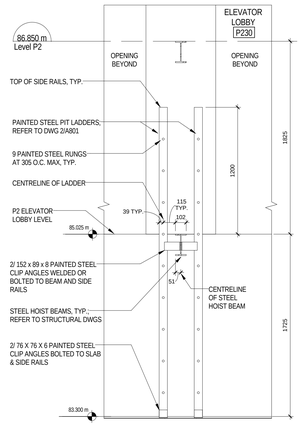

8 A 801 PAINTED STEEL PIT LADDER
1 : 20

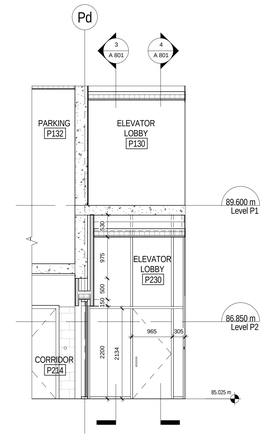

7 A 801 PARKING ELEV. LOBBY E-W SECTION
1 : 50

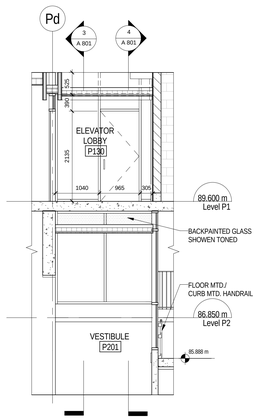

6 A 801 PARKING ELEV. LOBBY E-W SECTION
1 : 50

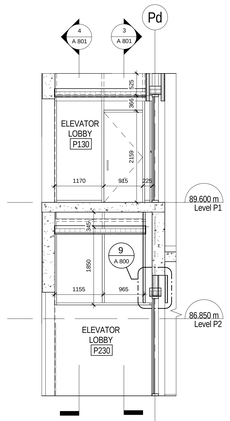

5 A 801 PARKING ELEV. LOBBY E-W SECTION
1 : 50

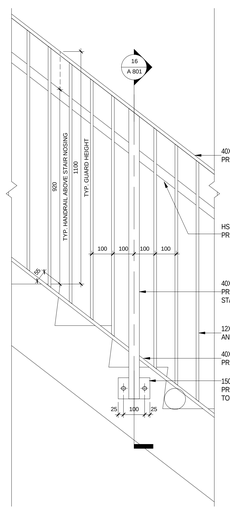

17 A 801 TYPICAL STAIR HANDRAIL AND GUARD ELEVATION
1 : 10

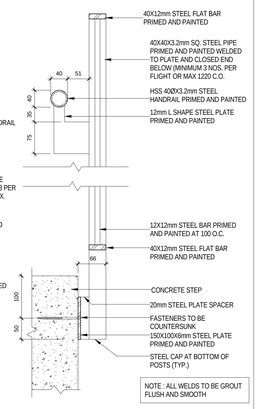

16 A 801 TYPICAL STAIR HANDRAIL AND GUARD SECTION
1 : 5

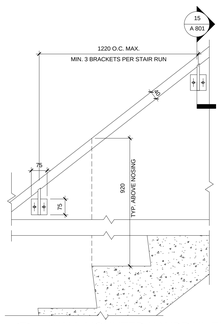

18 A 801 WALL MOUNTED HANDRAIL ELEVATION
1 : 10

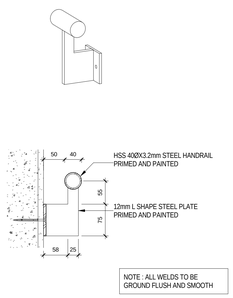

15 A 801 WALL MOUNTED HANDRAIL BRACKET
1 : 5

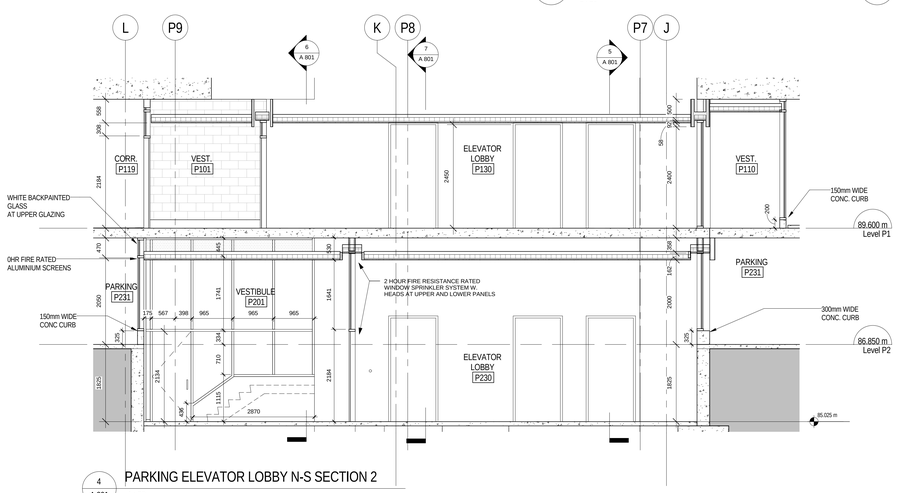

4 A 801 PARKING ELEVATOR LOBBY N-S SECTION 2
1 : 50

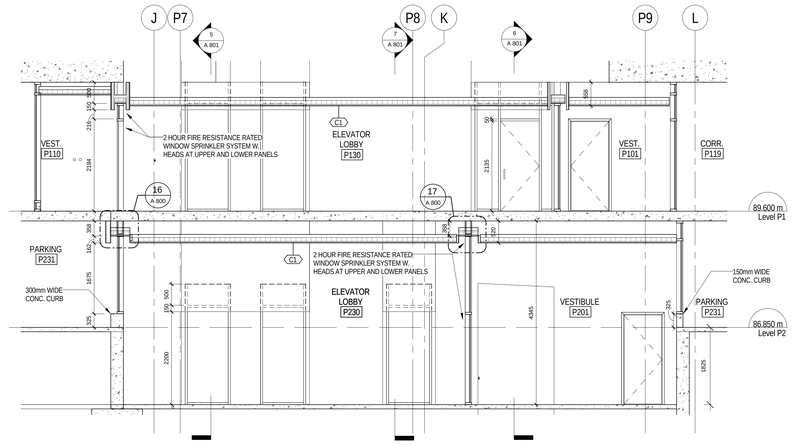

3 A 801 PARKING ELEVATOR LOBBY N-S SECTION 1
1 : 50

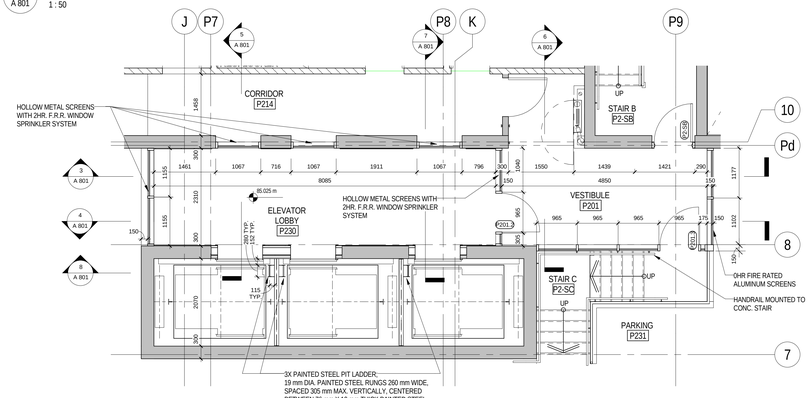

2 A 801 LP2 - P230 ELEVATOR LOBBY
1 : 50

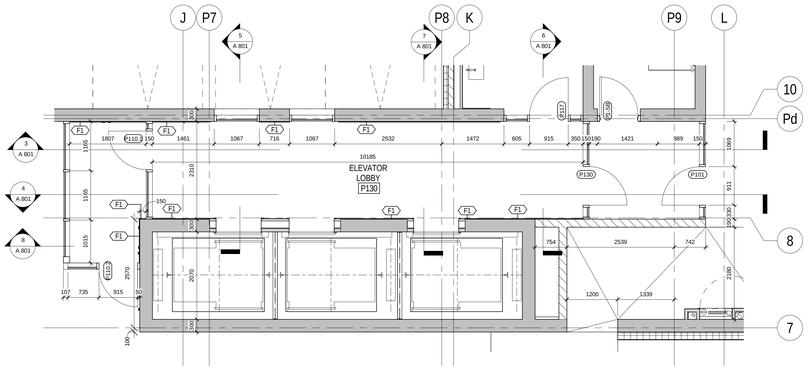

1 A 801 LP1 - P130 ELEVATOR LOBBY
1 : 50

All drawings, specifications, related documents and designs are the property of Teeple Architects Inc. and cannot be used without permission. Reproduction of the drawings, specifications, related documents and designs in whole or in part is strictly forbidden without the architects written permission.

This drawing, as an instrument of service, is provided by and is the property of Teeple Architects Inc. and shall be used only for the project shown and in accordance with the agreement between Teeple Architects and the contractor is responsible for the coordination and verification of all dimensions contained hereon and all measurements and conditions on the job shall be reported to Teeple Architects Inc. immediately. Full report any discrepancies to the consultant in writing prior to the commencement of the work shown.

DO NOT SCALE THIS DRAWING

This drawing shall not be used for construction purposes unless countersigned

Teeple Architects Inc.

SPADINA QUEEN
TRIDEL

METRIC SCALE DRAWING
FIRST FLOOR ELEV. +93.60m

No.	ISSUED / REVISED FOR:	DATE:
1	Issued for Tender	2014-08-26
2	Issued for Tender	2014-09-22
3	Issued for ASI 02	2015-03-23
4	Issued for ASI 03	2015-05-04
5	Issued for Tender	2015-05-05

SQ ALEXANDRA PARK - BLOCK 11
38 CAMERON ST, TORONTO, ONTARIO M5T 2N2

project no:	12-115
scale:	As indicated
drawn by:	TAI
reviewed by:	JH
date:	2014-09-22

Teeple Architects
5 CAMERON STREET TORONTO, ONTARIO
416-598-0422 INFO@TEEPLEARCHITECTS.COM M5T 2N2

INTERIOR DETAILS

A 801

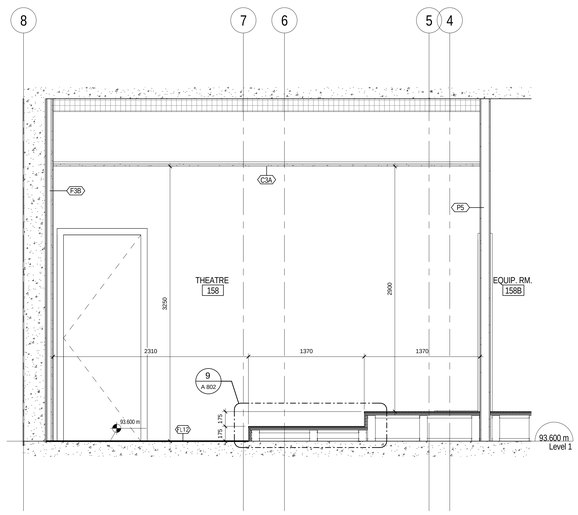

8 A 802 SECTION AT THEATRE - LEVEL 1

1 : 25

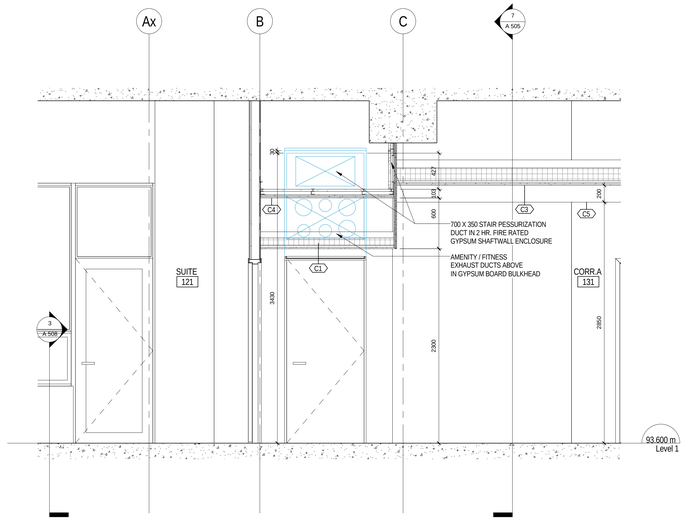

7 A 802 SECTION AT CORRIDOR A EXIT

1 : 25

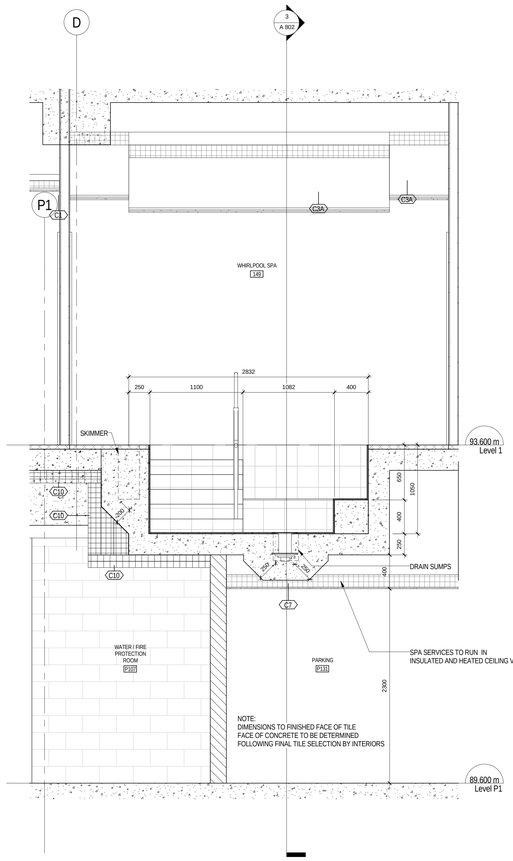

4 A 802 S/ N SECTION AT LEVEL 1 SPA

1 : 25

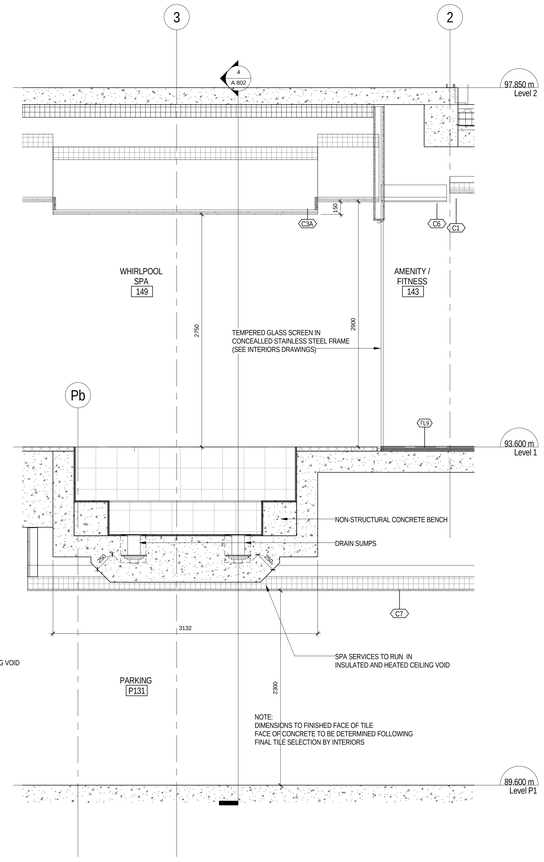

3 A 802 E / W SECTION AT LEVEL 1 SPA

1 : 25

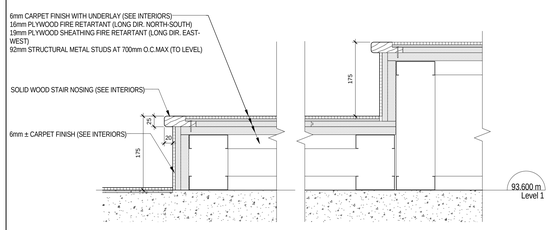

9 A 802 RAISED PLATFORM AT THEATRE - SECTION DETAIL

1 : 5

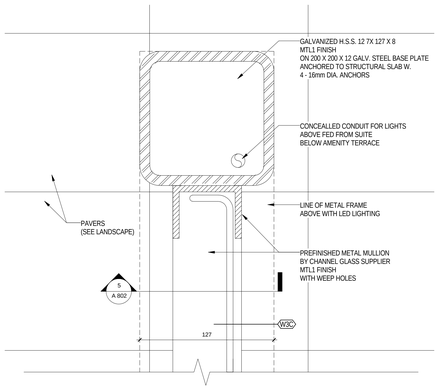

6 A 802 AMENITY TERRACE GLASS SCREEN - PLAN DETAIL

1 : 2

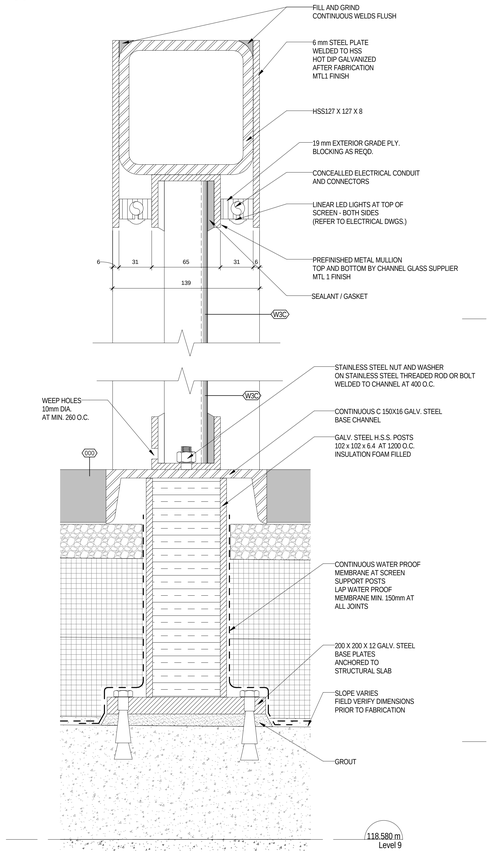

5 A 802 AMENITY TERRACE GLASS SCREEN - SECTION DETAIL

1 : 2

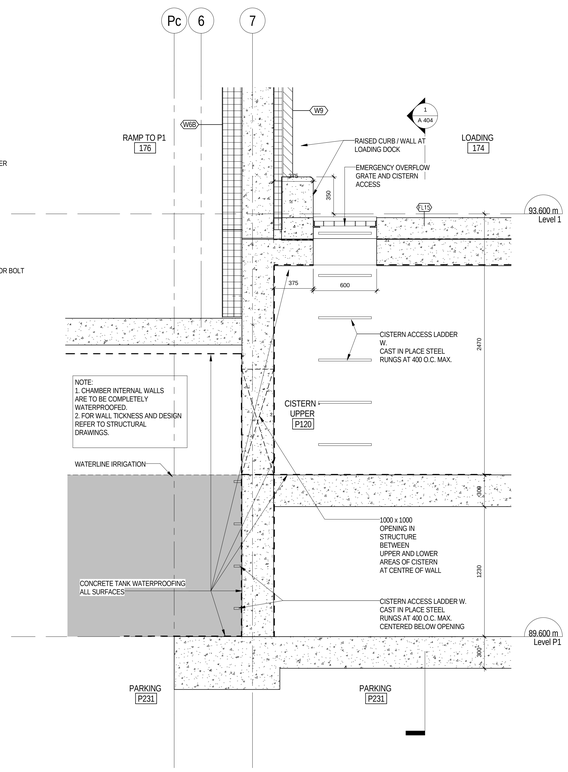

2 A 802 CISTERN ACCESS MAINTANANCE COVER SECTION

1 : 20

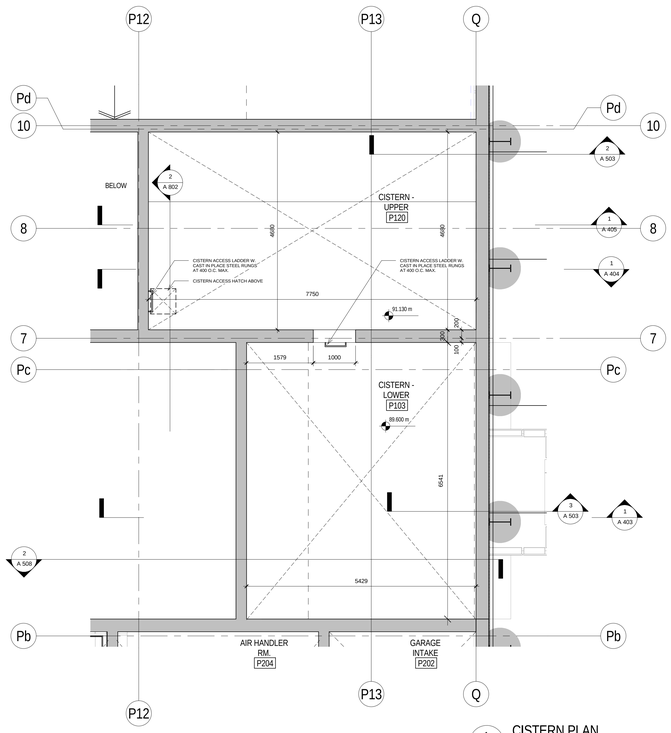

1 A 802 CISTERN PLAN

1 : 50

All drawings, specifications, related documents and designs are the property of Teeple Architects Inc. and cannot be used without permission. Reproduction of the drawings, specifications, related documents and designs in whole or in part is strictly forbidden without the architects written consent.

This drawing, as an instrument of service, is provided to and is the property of Teeple Architects Inc. and shall be used only for the project shown and in accordance with the agreement between Teeple and the contractor is responsible for the coordination and verification of all dimensions contained hereon and all measurements and conditions on the site prior to commencement of work. Any errors or omissions shall immediately be brought to the consultant in writing prior to the commencement of the affected work.

DO NOT SCALE THIS DRAWING

This drawing shall not be used for construction purposes unless countersigned

Teeple Architects Inc.

SPADINA QUEEN

TRIDEL®

METRIC SCALE DRAWING

FIRST FLOOR ELEV. +93.60m

No.	ISSUED / REVISED FOR:	DATE:
1	Issued for ASI 01	2015-03-05
2	Issued for ASI 03	2015-05-04
3	Issued for Tender	2015-05-05

SQ ALEXANDRA PARK - BLOCK 11

38 CAMERON ST, TORONTO, ONTARIO M5T 2H2

project no:	12-115
scale:	As indicated
drawn by:	RC
reviewed by:	JH
date:	

Teeple Architects

5 CAMERON STREET 416.598.0126 ALL TEL 416.598.0127 FAX REGISTERED@ARCH.COM TORONTO, ONTARIO M5T 1P4 CANADA

INTERIOR DETAILS

A 802

Door Schedule

Level	Number	To Room: Name	Width	Height	Thickness	Door Type	Material	Finish	Frame Material	Fire Rating	TRR	Exit	Security	Comments
Level P2														
Level P2	P2-SA	STAIR A	915	2134	45	B	MTL	PT	HM	90	TRR	CLS ED LD	-	
Level P2	P2-SB	STAIR B	913	2134	44	B	MTL	PT	HM	90	TRR	CLS ED LD	-	
Level P2	P201.1	CORRIDOR	915	2134	45	G	ALUM	PT	ALUM	0	-	CLS ED LD	-	DO 0 Hour Smoke Separation
Level P2	P201.2	ELEVATOR LOBBY	915	2134	45	B	MTL	PT	HM	90	-	CLS ED LD	CR DC ES	DO
Level P2	P201.3	STAIR C	915	2134	45	G	ALUM	PT	ALUM	0	-	CLS ED LD	-	0 Hour Smoke Separation
Level P2	P202	GARAGE INTAKE	913	2134	44	A	MTL	PT	HM	60	-		-	
Level P2	P204	AIR HANDLER RM.	1830	2134	45	A1	MTL	PT	HM	60	-		-	
Level P2	P205	CHILLER RM.	1830	2134	45	A1	MTL	PT	HM	60	-		-	
Level P2	P206.1	TRANSFORMER VAULT + MAIN ELECTRICAL ROOM	1600	2134	45	A1	MTL	PT	HM	90	-	CLS LD	-	
Level P2	P206.2	TRANSFORMER VAULT + MAIN ELECTRICAL ROOM	915	2134	45	A	MTL	PT	HM	90	-	CLS LD	-	
Level P2	P207	VEST.	913	2134	44	B	MTL	PT	HM	90	TRR	CLS ED LD	-	
Level P2	P208	RESIDENTIAL STORAGE	913	2134	44	A	MTL	PT	HM	60	-		-	
Level P2	P209	GARAGE EXHAUST	913	2134	44	A	MTL	PT	HM	-	-		-	
Level P2	P210	RESIDENTIAL STORAGE	915	2134	45	A	MTL	PT	HM	60	-		-	
Level P2	P211		915	2134	45	A	MTL	PT	HM	-	-		-	
Level P2	P212	CORRIDOR	915	2134	45	A	MTL	PT	HM	60	-	CLS LD	-	
Level P2	P213	RESIDENTIAL STORAGE	915	2134	45	A	MTL	PT	HM	60	-		-	
Level P2	P214	RESIDENTIAL STORAGE	915	2134	45	A	MTL	PT	HM	60	-		-	
Level P1														
Level P1	P1-SA	STAIR A	913	2134	44	B	MTL	PT	HM	90	TRR	CLS ED LD	-	
Level P1	P1-SB	STAIR B	913	2134	44	B	MTL	PT	HM	90	TRR	CLS ED LD	-	
Level P1	P101	CORR.	911	2134	45	G	ALUM	PT	ALUM	0	-	CLS ED LD	DC	DO , 0 Hour Smoke Separation
Level P1	P102	CORR.	915	2134	45	A	MTL	PT	HM	60	-		-	
Level P1	P104	CONDO CCU / SECURITY RM	915	2134	45	A	MTL	PT	HM	60	-		-	
Level P1	P105	TRIDEL CCU RM	915	2134	45	A	MTL	PT	HM	60	-		-	
Level P1	P106	BIKE STOR.	915	2134	45	A	MTL	PT	HM	60	-		-	
Level P1	P107	WATER / FIRE PROTECTION ROOM	1830	2134	45	A1	MTL	PT	HM	90	-	CLS LD	-	
Level P1	P108	VEST.	913	2134	44	B	MTL	PT	HM	90	TRR	CLS ED LD	-	
Level P1	P109	BIKE STORAGE	913	2134	44	A	MTL	PT	HM	60	-		-	
Level P1	P110.1	VEST.	915	2134	45	B	MTL	PT	HM	90	-	CLS ED LD	CR DC ES	DO
Level P1	P110.2	VEST.	915	2134	45	G	ALUM	PT	ALUM	-	-	CLS ED LD	-	DO
Level P1	P111	BIKE STOR.	915	2134	45	A	MTL	PT	HM	60	-		-	
Level P1	P113	GENERATOR ROOM	1830	2134	45	A1	MTL	PT	HM	90	-	CLS LD	-	
Level P1	P115	PARKING	915	2134	45	A	MTL	PT	HM	-	-		-	
Level P1	P116	PARKING	915	2134	45	A	MTL	PT	HM	60	-		-	
Level P1	P117	STAFF ROOM	915	2135	45	B	MTL	PT	HM	90	-	CLS LD	-	Acid etched glass Door + Sidelight
Level P1	P118	STAFF WASHROOM	915	2134	45	A	MTL	PT	HM	-	-		-	
Level P1	P121	PARKING	913	2134	44	A	MTL	PT	HM					
Level P1	P130	ELEVATOR LOBBY	915	2135	45	B	MTL	PT	HM	90	-	CLS ED LD	CR DC ES	
Level P1	P131.1	PARKING	6000	2590	76	R	RB	PT	HM				IC PB	High Speed Roll Up Door
Level P1	P131.2	PARKING	915	2134	45	G	MTL	PT	HM	-	-	CLS ED LD	CR DC ML	Intercom Entry System
Level 1														
Level 1	1-SA.1	STAIR A	1830	2135	45	A1	ALUM	PT	ALUM	-	-	CLS ED LD	DC	DO INS WS
Level 1	1-SA.2	STAIR A	915	2134	45	B	MTL	PT	HM	90	-	CLS ED LD	-	DO
Level 1	1-SA.3	STAIR A	915	2134	45	B	MTL	PT	HM	0	-	CLS ED LD	-	0 Hour Smoke Separation
Level 1	1-SB	STAIR B	915	2185	45	A	ALUM	PT	ALUM	-	-	CLS ED LD	DO DC	INS WS Door operator activated by fire alarm system (see M&E Drawings)
Level 1	1-SF	STAIR F	915	2185	45	A	ALUM	PT	ALUM	-	-	CLS ED LD	DC	INS WS Door operator activated by fire alarm system (see M&E Drawings)
Level 1	1-SG	STAIR G	915	2185	45	A	ALUM	PT	ALUM	-	-	CLS ED LD	DC	INS WS Door operator activated by fire alarm system (see M&E Drawings)
Level 1	1-SH	EXTERIOR	915	2125	45	A	ALUM	PT	ALUM	-	-	CLS ED LD	DC	INS WS Door operator activated by fire alarm system (see M&E Drawings)
Level 1	131.1	CORR.A	915	2185	45	A	ALUM	PT	HM	-	-	CLS ED LD	DC	INS WS
Level 1	133		915	2139	45	A	ALUM	PT	ALUM	-	-	CLS ED LD	CR DC ES	INS WS
Level 1	138	MAIL SORTING	915	2440	45	A	WD	STN V	WD	-	-		*	* Security to Canada Post Regs
Level 1	140.1	RESIDENTIAL LOBBY	2100	3050	45	A	WD	STN V	WD	-	-	CLS ED LD	-	HD
Level 1	140.2	CORRIDOR B	915	2134	45	B	WD	STN V	HM	45	-	CLS ED LD	CR DC ES	
Level 1	141.1	EAST VESTIBULE	3048	2642	51	X	ALUM	PT	ALUM				CR DC ES MD	Bi Parting Door W. Sidelights MD
Level 1	141.2	EAST VESTIBULE	3048	2642	51	X	ALUM	PT	ALUM	-	-		-	Bi Parting Door W. Sidelights MD
Level 1	142.1	RESIDENTIAL LOBBY	1831	2745	45	H1	ALUM	PT	ALUM	-	-	CLS ED LD	CR DC ES	DO Intercom Entry System
Level 1	142.2	WEST VESTIBULE	1831	2745	45	H1	ALUM	PT	ALUM	-	-	CLS ED LD	-	DO INS WS
Level 1	143A	AMENITY / FITNESS	760	2032	45	T	WD	STN V	WD	-	-		-	VFCU Access Door W. Louvers
Level 1	143B	AMENITY / FITNESS	760	2032	45	T	WD	STN V	WD	-	-		-	VFCU Access Door W. Louvers
Level 1	143C	AMENITY / FITNESS	760	2032	45	T	WD	STN V	WD	-	-		-	VFCU Access Door W. Louvers
Level 1	144	VEST.	915	2134	45	A	WD	STN V	HM	90	-	CLS ED LD	-	
Level 1	145.1	RESIDENTIAL BIKE STORAGE	1200	2135	45	A	MTL	PT	HM	-	-		CR DC ES MD	DO MD INS WS
Level 1	145.2	RESIDENTIAL BIKE STORAGE	913	2134	44	B	MTL	PT	HM	45	-	CLS LD	CR DC ES MD	
Level 1	145.3		2171	2134	76	XX	MTL	PT						Gate at Gas PRV Station
Level 1	146	MEN'S WASHROOM	915	2440	45	A	WD	STN V	WD	-	-	CLS	-	
Level 1	146A	VEST	915	2440	45	A	WD	STN V	WD			CLS		
Level 1	147	MEN'S WC	660	2440	45	A	WD	STN V	WD	-			-	
Level 1	148	MEN'S WC BF	915	2134	45	A	WD	STN V	WD	-	-		-	
Level 1	149.1	WHIRLPOOL SPA	915	2440	45	J	GL	-	-	-	-		-	Acid etched tempered glass
Level 1	149.2	WHIRLPOOL SPA	915	2440	45	J	GL	-	-	-	-		-	Acid etched tempered glass
Level 1	150	JANITOR	915	2440	45	A	WD	PT	WD	0	-	CLS LD	-	0 Hour Smoke Separation
Level 1	151	WOMEN'S WASHROOM	915	2440	45	A	WD	STN V	WD	-	-	CLS	-	
Level 1	151A	VEST	915	2440	45	A	WD	STN V	WD	-	-	CLS	-	
Level 1	152	WOMEN'S WC	660	2440	45	A	WD	STN V	WD	-	-		-	
Level 1	153	WOMEN'S WC BF	915	2440	45	A	WD	STN V	WD	-	-		-	
Level 1	154	CORR D	1884	2700	45	H1	GL	-	-	-	-	CLS ED LD	CR DC ES	DO (Assist) Frameless clear tempered glass
Level 1	156	BARRIER FREE WC	915	2440	45	A	WD	STN V	WD	-	-			DO
Level 1	157	BARRIER FREE WC	915	2440	45	A	WD	STN V	WD	-	-			DO
Level 1	158	THEATRE	915	2440	45	A	WD	STN V	WD	-	-		CR DC ES	Acoustic seals
Level 1	158A	VFCU	760	2032	45	T	WD	STN V	WD	-	-		-	VFCU Access Door W. Louvers
Level 1	158B	EQUIP. RM.	760	2032	45	T	WD	STN V	WD	-	-		-	VFCU Access Door W. Louvers
Level 1	158C	EQUIP. RM.	760	2032	45	T	WD	STN V	WD	-	-		-	VFCU Access Door W. Louvers
Level 1	159	ELECT. CL.	813	2134	45	A	WD	STN V	WD	90	-	CLS LD	-	
Level 1	160.1	CORRIDOR C	915	2440	45	B	MTL	PT	HM	45	-	CLS ED LD	CR DC ES	DO (to meet barrier free clearance deficiency)
Level 1	160.2	AMENITY - PARTY ROOM	965	2732		H	GL	-	-	-	-	ED	CR DC ES	DO (Assist) Acid etched tempered glass
Level 1	161.1	DINING ROOM	915	2440	45	D	WD	STN V	WD	-	-		CR DC ES	
Level 1	161.2	KITCHEN	915	2440	45	D	WD	STN V	WD	-	-		-	
Level 1	161A	DINING ROOM	760	2032	45	T	WD	STN V	WD	-	-		-	VFCU Access Door W. Louvers
Level 1	162	KITCHEN	915	2440	45	D	WD	STN V	WD	-	-		-	
Level 1	162A	KITCHEN	760	2032	45	T	WD	STN V	WD	-	-		-	VFCU Access Door W. Louvers
Level 1	163	AMENITY - PARTY ROOM	1866	2668	45	G1	ALUM	PT	ALUM	-	-	CLS ED LD	DC	INS WS
Level 1	163A	VFCU	760	2032	45	T	WD	STN V	WD	-	-		-	VFCU Access Door W. Louvers
Level 1	163B	CL.	760	2032	45	T	WD	STN V	WD	-	-		-	Door W. Louvers
Level 1	164	PROPERTY MANAGEMENT OFFICE	915	2440	45	H	GL	-	-	-	-		DC	Frameless Frosted Tempered Glass
Level 1	166.1	MANAGEMENT OFFICE	915	2440	45	A	WD	PT	WD	-	-		-	
Level 1	166.2	MECH. CL	760	2032	45	T	WD	PT	HM	-	-		-	
Level 1	167	KITCHEN / COPY	915	2440	45	A	WD	PT	WD	-	-		-	
Level 1	168	CACF ROOM	915	2440	45	A	WD	STN V	WD	90	-	CLS LD	CR DC ES	SOSS Hinges 180 degree swing
Level 1	169	PARCEL ROOM	915	2440	45	A	WD	STN V	WD	-	-		CR DC ES PB	PB at Concierge desk to unlatch door
Level 1	171	MECH. CL.	1600	2134	45	A1	MTL	PT	HM	-	-		-	
Level 1	172.1	RESIDENTIAL GARBAGE	1070	2150	45	A	MTL	PT	HM	90	-	CLS ED LD	-	
Level 1	172.2	RESIDENTIAL GARBAGE	915	2134	45	A	MTL	PT	HM	90	-	CLS LD	-	
Level 1	173.1	RESIDENTIAL MOVING	915	2134	45	A	MTL	PT	HM	45	-	CLS LD	-	
Level 1	173.2	RESIDENTIAL GARBAGE AND RECYCLING	915	2134	45	A	MTL	PT	HM	90	-	CLS LD	-	
Level 1	173.3	RESIDENTIAL MOVING	1070	2134	45	B	MTL	PT	HM	90	-	CLS ED LD	-	
Level 1	174	LOADING	6172	4200	76	R	RB			-	-		IC PB	High Speed Roll Up Door
Level 1	175	RESIDENTIAL GARBAGE AND RECYCLING	1828	2400	76	S	MTL	PT	HM	90	-		IC PB	Roll Up Door
Level 1	176	RAMP TO P1	6000	2590	76	R	RB						IC PB	High Speed Roll Up Door
Level 2														
Level 2	2-SF	STAIR F	915	2134	45	A	MTL	PT	HM	90	-	CLS ED LD	-	
Level 2	2-SG	STAIR G	915	2134	45	A	MTL	PT	HM	90	-	CLS ED LD	-	
Level 2	2-SH	STAIR H	913	2134	44	A	MTL	PT	HM	90	-	CLS ED LD	-	
Level 2	2-SJ	CORR A	913	2134	44	A	MTL	PT	HM	90	-	CLS ED LD	-	
Level 2	232	GARBAGE	915	2134	45	A	MTL	PT	HM	45		CLS LD		
Level 2	234	ELEC CLOSET	1628	2134	44	A1	MTL	PT	HM	90	-	CLS LD	-	
Level 2	234	RESIDENTIAL STORAGE	915	2134	45	A	MTL	PT	HM	60	-	CLS LD	-	
Level 2	236	ELEC CLOSET	1628	2134	44	A1	MTL	PT	HM	90	-	CLS LD	-	
Level 3														
Level 3	3-SF	STAIR F	913	2134	44	A	MTL	PT	HM	90	-	CLS ED LD	-	
Level 3	3-SH	STAIR H	913	2134	44	A	MTL	PT	HM	90	-	CLS ED LD	-	
Level 3	3-SJ	STAIR J	913	2134	44	A	MTL	PT	HM	90	-	CLS ED LD	-	
Level 3	332	GARBAGE	915	2134	45	A	MTL	PT	HM	45		CLS LD		
Level 3	334	ELEC CLOSET	1628	2134	44	A1	MTL	PT	HM	90	-	CLS LD	-	
Level 3	336	ELEC CLOSET	1628	2134	44	A1	MTL	PT	HM	90	-	CLS LD	-	
Level 4														
Level 4	4-SG	STAIR G	913	2134	44	A	MTL	PT	HM	90	-	CLS ED LD	-	
Level 4	4-SH	STAIR H	913	2134	44	A	MTL	PT	HM	90	-	CLS ED LD	-	
Level 4	4-SJ	STAIR J	913	2134	44	A	MTL	PT	HM	90	-	CLS ED LD	-	
Level 4	432	GARBAGE	915	2134	45	A	MTL	PT	HM	45		CLS LD		
Level 4	434	ELEC CLOSET	1830	2134	45	A1	MTL	PT	HM	90	-	CLS LD	-	
Level 4	436	ELEC CLOSET	1628	2134	44	A1	MTL	PT	HM	90	-	CLS LD	-	
Level 5														
Level 5	5-SF	STAIR F	913	2134	44	A	MTL	PT	HM	90	-	CLS ED LD	-	
Level 5	5-SG	STAIR G	913	2134	44	A	MTL	PT	HM	90	-	CLS ED LD	-	
Level 5	5-SH	STAIR H	913	2134	44	A	MTL	PT	HM	90	-	CLS ED LD	-	
Level 5	5-SJ	STAIR J	913	2134	44	A	MTL	PT	HM	90	-	CLS ED LD	-	
Level 5	532	GARBAGE	915	2134	45	A	MTL	PT	HM	45		CLS LD		
Level 5	534	ELEC CLOSET	1628	2134	44	A1	MTL	PT	HM	90	-	CLS LD	-	
Level 5	536	ELEC CLOSET	1628	2134	44	A1	MTL	PT	HM	90	-	CLS LD	-	
Level 6														
Level 6	6-SG	STAIR G	913	2134	44	A	MTL	PT	HM	90	-	CLS ED LD	-	
Level 6	6-SJ	STAIR J	913	2134	44	A	MTL	PT	HM	90	-	CLS ED LD	-	
Level 6	632	GARBAGE	915	2134	45	A	MTL	PT	HM	45		CLS LD		
Level 6	634	ELEC CLOSET	1628	2134	44	A1	MTL	PT	HM	90	-	CLS LD	-	
Level 6	636	ELEC CLOSET	1628	2134	44	A1	MTL	PT	HM	90	-	CLS LD	-	
Level 7														
Level 7	7-SF	STAIR F	913	2134	44	A	MTL	PT	HM	90	-	CLS ED LD	-	
Level 7	7-SJ	STAIR J	913	2134	44	A	MTL	PT	HM	90	-	CLS ED LD	-	
Level 7	732	GARBAGE	915	2134	45	A	MTL	PT	HM	45		CLS LD		
Level 7	734	ELEC CLOSET	1628	2134	44	A1	MTL	PT	HM	90	-	CLS LD	-	
Level 7	736	ELEC CLOSET	1628	2134	44	A1	MTL	PT	HM	90	-	CLS LD	-	
Level 8														
Level 8	8-SG	STAIR G	913	2134	44	A	MTL	PT	HM	90	-	CLS ED LD	-	
Level 8	8-SJ	STAIR J	913	2134	44	A	MTL	PT	HM	90	-	CLS ED LD	-	
Level 8	832	GARBAGE	915	2134	45	A	MTL	PT	HM	45		CLS LD		
Level 8	834	ELEC CLOSET	1628	2134	44	A1	MTL	PT	HM	90	-	CLS LD	-	
Level 8	836	ELEC CLOSET	1628	2134	44	A1	MTL	PT	HM	90	-	CLS LD	-	
Level 9														
Level 9	9-SF	STAIR F	913	2134	44	A	MTL	PT	HM	90	-	CLS ED LD	-	
Level 9	9-SG	STAIR G	913	2134	44	A	MTL	PT	HM	90	-	CLS ED LD	-	
Level 9	9-SJ	STAIR J	913	2134	44	A	MTL	PT	HM	90	TRR	CLS ED LD	DC	
Level 9	931	CORR A	915	2235	45	G	ALUM	PT	ALUM	-	-	CLS ED LD	CR DC ML	INS WS
Level 9	932	GARBAGE	915	2134	45	A	MTL	PT	HM	45		CLS LD		
Level 9	935	AMENITY BATHROOM	915	2134	45	A	WD	PT	HM	45		CLS LD	-	DO
Level 9	936	ELEC CLOSET	1628	2134	44	A1	MTL	PT	HM	90	-	CLS LD	-	
Level 9	937	MECHANICAL ROOM - TERRACE	762	2134	51	A	MTL	PT	HM	-		CLS LD	DC	INS WS
Level 10														
Level 10	10-SF	STAIR F	913	2134	44	A	MTL	PT	HM	90	-	CLS ED LD	-	
Level 10	10-SG	STAIR G	913	2134	44	A	MTL	PT	HM	90	-	CLS ED LD	-	
Level 10	1032	GARBAGE	915	2134	45	A	MTL	PT	HM	45		CLS LD		
Level 10	1036	ELEC CLOSET	1628	2134	44	A1	MTL	PT	HM	90	-	CLS LD	-	
Level 11														
Level 11	11-SF	STAIR F	913	2134	44	A	MTL	PT	HM	90	-	CLS ED LD	-	
Level 11	11-SG	STAIR G	913	2134	44	A	MTL	PT	HM	90	-	CLS ED LD	-	
Level 11	1132	GARBAGE	915	2134	45	A	MTL	PT	HM	45		CLS LD		
Level 11	1136	ELEC CLOSET	1628	2134	44	A1	MTL	PT	HM	90	-	CLS LD	-	
Level 12														
Level 12	12-SF	STAIR F	913	2134	44	A	MTL	PT	HM	90	-	CLS ED LD	-	
Level 12	12-SG	STAIR G	913	2134	44	A	MTL	PT	HM	90	-	CLS ED LD	-	
Level 12	1232	GARBAGE	915	2134	45	A	MTL	PT	HM	45		CLS LD		
Level 12	1236	ELEC CLOSET	1628	2134	44	A1	MTL	PT	HM	90	-	CLS ED LD	-	
Level 13														
Level 13	13-SF	STAIR F	915	2134	45	A	MTL	PT	HM	90	-	CLS ED LD	-	
Level 13	13-SG	STAIR G	913	2134	44	A	MTL	PT	HM	90	-	CLS ED LD	-	
Level 13	1332	GARBAGE	915	2134	45	A	MTL	PT	HM	45		CLS LD		
Level 13	1336	ELEC CLOSET	913	2134	44	A1	MTL	PT	HM	90	-	CLS LD	-	
Level 14														
Level 14	14-SF	STAIR F	913	2134	44	A	MTL	PT	HM	90	-	CLS ED LD	-	
Level 14	14-SH	STAIR G	913	2134	44	A	MTL	PT	HM	90	-	CLS ED LD	-	
Level 14	14-SK	STAIR K	915	2134	45	A	MTL	PT	HM	90	-	CLS ED LD	DC	
Level 14	1432	GARBAGE	915	2134	45	A	MTL	PT	HM	45		CLS LD		
Level 14	1436	ELEC CLOSET	1628	2134	44	A1	MTL	PT	HM	90	-	CLS LD	-	
Level 14	1437	BOILER ROOM	1600	2134	45	A1	MTL	PT	HM	90		CLS LD	-	Life Safety Equipment in Room
Level 14	1438	CORR. B	1600	2134	45	A1	MTL	PT	HM	45		CLS LD	DC	Acoustic seals
Level 14	1439	BOILER ROOM	915	2134	45	A	MTL	PT	HM	-		CLS LD	-	
Level 14	1440	BOILER ROOM	915	2134	45	A	MTL	PT	HM	45		CLS LD	-	
Level 14	1441	BOILER ROOM	1600	2134	45	A1	MTL	PT	HM	45		CLS LD	-	INS WS
PENTHOUSE														
PENTHOUSE	PH01.1	VESTIBULE	913	2134	44	A	MTL	PT	HM	90		CLS LD	-	
PENTHOUSE	PH01.2		913	2134	44	A	MTL	PT	HM	-		CLS LD	DC	INS WS
PENTHOUSE	PH01.3		915	320		A	MTL	PT	HM	-			DC	Bilco Roof Hatch
PENTHOUSE	PH-SK	STAIR K	913	2134	44	A	MTL	PT	HM	90	-	CLS LD	-	

Residential Suite - Door & Frame Schedule

Number	Room type	Width	Height	Thickness	Door Type	Material	Finish	Frame Type	Frame Material	Frame Finish	Fire Rating	TRR	Exit	Security	Comments
S01	SUITE ENTRANCE DOOR	915	2134	45	A	WD	PT		WD		20	-	CLS LD	SP DC	SP at Suite Entry Door
S02	INTERIOR	915	2134	45	A	WD			WD		-	-			Refer to Typical Suite RFS
S03	INTERIOR	860	2134	45	A	WD			WD		-	-			Refer to Typical Suite RFS
S04	INTERIOR	810	2134	45	A	WD			WD		-	-			Refer to Typical Suite RFS
S05	INTERIOR	760	2134	45	A	WD			WD		-	-			Refer to Typical Suite RFS
S06	INTERIOR	710	2134	45	A	WD			WD		-	-			Refer to Typical Suite RFS
S07	INTERIOR	660	2134	45	A	WD			WD		-	-			Refer to Typical Suite RFS
S09	INTERIOR	560	2134	45	A	WD			WD		-	-			Refer to Typical Suite RFS
S10	INTERIOR	510	2134	45	A	WD			WD		-	-			Refer to Typical Suite RFS
S11	INTERIOR	455	2134	45	A	WD			WD		-	-			Refer to Typical Suite RFS
S12	INTERIOR SLIDER	915	2134	45	A	WD			WD		-	-			Refer to Typical Suite RFS
S13	INTERIOR SLIDER	915	2134	45	A	WD			WD		-	-			Refer to Typical Suite RFS
S20	INTERIOR SLIDER	915	2134	45	G	WD			WD		-	-			Refer to Typical Suite RFS
S21		915	2125	45	G	ALUM	PT		ALUM		-	-	LD	SP DC	SP at Suites 108 110 112
S22		915	2125	45	G	ALUM	PT		ALUM		-	-	LD		Refer to Typical Suite RFS
S23		784	2125	45	G	ALUM	PT		ALUM		-	-	LD		Refer to Typical Suite RFS
S24		915	2125	45	G	ALUM	PT		ALUM		-	-	LD		Barrier Free Suite Door
S25	EXTERIOR SLIDING DOOR	1641	2125	45	G1	ALUM	PT		ALUM		-	-	LD		Exterior Sliding Door Suites 208 210



EAST VESTIBULE INTERIOR AND EXTERIOR BI-PARTING DOOR SCREEN

GAS PRV ENCLOSURE GATE

REFER TO SPECIFICATIONS SECTION 08 80 50 INTERIOR GLAZING FOR GLASS TYPES AT DOORS
REFER TO INTERIORS DRAWINGS FOR DOORS TO RECIEVE PRIVACY FILM

LEGEND - DOOR TYPES
1 : 25

All drawings, specifications, related documents and design are the property of Teeple Architects Inc. and are protected by copyright. Reproduction of the drawings, specifications, related documents and design in whole or in part is strictly forbidden without the architect's written consent.

This drawing, as an instrument of service, is provided by and is the property of Teeple Architects Inc. and shall be used only for the project shown and in accordance with the agreement between the client and contractor. It is responsible for the coordination and verification of all dimensions contained herein and all measurements and conditions on the job shall be checked and verified by the contractor. Should there be any discrepancies in the consultant in writing prior to the commencement of any work or shop drawings.

DO NOT SCALE THIS DRAWING

This drawing shall not be used for construction purposes unless countersigned

Teeple Architects Inc.

SPADINA QUEEN

TRIDEL®

METRIC SCALE DRAWING
FIRST FLOOR ELEV. +93.60m

No.	ISSUED / REVISED FOR:	DATE:
1	Issued for Coordination	2014-05-02
2	Issued for 50% Completion	2014-05-23
3	Issued for Permit	2014-05-30
4	Issued for Coordination	2014-06-23
5	Reissued for Permit	2014-07-10
6	Reissued for Permit	2014-08-22
7	Issued for Tender	2014-08-26
8	Issued for Tender	2014-09-22
9	Issued for AB 03	2015-05-04
10	Issued for Tender	2015-05-05

SQ ALEXANDRA PARK - BLOCK 11
38 CAMERON ST, TORONTO, ONTARIO M5T 2H2

project no:	12-115
scale:	1 : 25
drawn by:	TJU
reviewed by:	JH
date:	2014-09-22

Teeple Architects
5 CAMERON STREET TORONTO, ONTARIO
416-504-0504 TEL FAX 416-598-1705
INFO@TEEPLEARCH.COM

DOOR SCHEDULE

A 1001

Room Finish Schedule

Room Number	Name	Floor	Floor Finish	Base	Wall	Wall Finish	Ceiling	Ceiling Finish	Comments
Not Placed	Room								
Not Placed	Room								
Not Placed	Room								
Not Placed	Room								
Not Placed	STAIR E	CONC	CFS	PT-1	CONC	PT-1	CONC	PT-11	
Level P2	Room								
Level P2	P2-SA	CONC	CFS	PT-1	CONC	PT-1	CONC	PT-11	
Level P2	P2-SB	CONC	CFS	PT-1	CONC	PT-1	CONC	PT-11	
Level P2	P2-SC	CONC	CFS	PT-1	CONC	PT-1	CONC	PT-11	
Level P2	P201	VESTIBULE	CONC	SS GRILL	RB	CONC	PT-1	CONC	PT-11 Recessed SS Grill
Level P2	P202	GARAGE INTAKE		TC	TC	CONC	CS	CONC	- See 07 18 12 for TC thickness
Level P2	P203	AHU INTAKE		TC	TC	CONC	CS	CONC	CS See 07 18 12 for TC thickness
Level P2	P204	AIR HANDLER RM.		TC	TC	CONC	CS	CONC	CS See 07 18 12 for TC thickness
Level P2	P205	CHILLER RM.		TC	TC	CONC	CS	CONC	CS F14 See 07 18 12 for TC thickness
Level P2	P206	TRANSFORMER VAULT + MAIN ELECTRICAL ROOM		TC	TC	CONC	PT-1	CONC	PT-11 See 07 18 12 for TC thickness
Level P2	P207	VEST.		TC	TC	CMU	PT-1	CONC	PT-11 See 07 18 12 for TC thickness
Level P2	P208	RESIDENTIAL STORAGE		TC	TC	CMU	PT-1	CONC	PT-11 See 07 18 12 for TC thickness
Level P2	P209	GARAGE EXHAUST		TC	TC	CONC	CS	CONC	- See 07 18 12 for TC thickness
Level P2	P210	RESIDENTIAL STORAGE		TC	TC	CMU	PT-1	CONC	PT-11 See 07 18 12 for TC thickness
Level P2	P211	GARAGE INTAKE		TC	TC	CONC	CS	CONC	- See 07 18 12 for TC thickness
Level P2	P212	RESIDENTIAL STORAGE		TC	TC	CMU	PT-1	CONC	PT-11 See 07 18 12 for TC thickness
Level P2	P213	RESIDENTIAL STORAGE		TC	TC	CMU	PT-1	CONC	PT-11 See 07 18 12 for TC thickness
Level P2	P214	CORRIDOR		TC	TC	CMU	PT-1	CONC	PT-11 See 07 18 12 for TC thickness
Level P2	P214	RESIDENTIAL STORAGE		TC	TC	CMU	PT-1	CONC	PT-11 See 07 18 12 for TC thickness
Level P2	P230	ELEVATOR LOBBY		CT	CT	CONC	PT	GWB	PT Refer to ID Drawings
Level P2	P231	PARKING		CFS	PT-1	CONC	PT-1	CONC	PT-11
Level P2	P232	PARKING		CFS	PT-1	CONC	PT-1	CONC	PT-11
Level P1	P1-SA	STAIR A	CONC	CFS	PT-1		PT-1	CONC	PT-11
Level P1	P1-SB	STAIR B	CONC	CFS	PT-1	CONC	PT-1	CONC	PT-11
Level P1	P1-SD	STAIR D	CONC	CFS	PT-1	CONC	PT-1	CONC	PT-11
Level P1	P101	VEST.		SS GRILL	RB	CONC	PT-1	CONC	PT-11 Recessed SS Grill
Level P1	P102	RESIDENTIAL STORAGE		TC	TC	CMU	PT-1	CONC	PT-11
Level P1	P103	CISTERN - LOWER							-
Level P1	P104	CONDO CCU / SECURITY RM		TC	TC	CMU	PT-1	CONC	PT-11 See 07 18 12 for TC thickness
Level P1	P105	TRIDEL CCU RM		TC	TC	CMU	PT-1	CONC	PT-11 See 07 18 12 for TC thickness
Level P1	P106	BIKE STOR.		TC	TC	CONC	PT-1	CONC	PT-11 See 07 18 12 for TC thickness
Level P1	P107	WATER / FIRE PROTECTION ROOM		WF	WF	CONC	PT-1	CONC	PT-11 WF Chemical Resistant Flooring
Level P1	P108	VEST.		TC	TC				See 07 18 12 for TC thickness
Level P1	P109	BIKE STORAGE		TC	TC	CONC	523	PT-1	CONC PT-11 See 07 18 12 for TC thickness
Level P1	P110	VEST.		SS GRILL					Recessed SS Grill
Level P1	P111	VEST. STOR.		TC	TC	CONC	PT-1	CONC	PT-11 See 07 18 12 for TC thickness
Level P1	P113	GENERATOR ROOM		TC	TC	CONC	CS	CONC	F14 See 07 18 12 for TC thickness
Level P1	P115	GARAGE INTAKE		TC	TC	CONC	CS	CONC	- See 07 18 12 for TC thickness
Level P1	P116	RESIDENTIAL STORAGE		TC	TC	CMU	PT-1	CONC	PT-11 See 07 18 12 for TC thickness
Level P1	P117	STAFF ROOM		CT	CT	GWB	PT	ACT	- Refer to ID Drawings
Level P1	P118	STAFF WASHROOM		CT	CT	GWB	PT	GWB	PT Refer to ID Drawings
Level P1	P119	CORR.		CFS	WDB	GWB	PT-1	CONC	CS
Level P1	P120	CISTERN - UPPER							
Level P1	P120	CISTERN - UPPER							
Level P1	P121	GENERATOR AIR INTAKE							
Level P1	P122	GENERATOR AIR EXHAUST							
Level P1	P130	ELEVATOR LOBBY		CT	CT	WD	STN V	WD	150 Max. Flame Spread Rating 300 Max. Smoke Developed Classification
Level P1	P131	PARKING		TC	TC	CONC		CONC	- See 07 18 12 for TC thickness
Level P1	P131	PARKING		TC	TC	CONC		CONC	See 07 18 12 for TC thickness
Level P1	P132	PARKING		TC	TC	EIFS	PT-1	GWB	PT-11 See 07 18 12 for TC thickness
Level P1	P205	CHILLER RM.		TC	TC	CONC	CS	CONC	CS See 07 18 12 for TC thickness
Level P1	P210	GARAGE INTAKE		TC	TC	CONC	CS	CONC	- F14 See 07 18 12 for TC thickness
Level 1	EGRESS PASSAGE								Exterior Space
Level 1	EXTERIOR			-					See Landscape Drawings
Level 1	EXTERIOR			-					See Landscape Drawings
Level 1	1-SA	STAIR A	CONC	CFS	PT-1	CONC	PT-1	CONC	PT-11
Level 1	1-SB	STAIR B	CONC	CFS	PT-1	CONC	PT-1	CONC	PT-11
Level 1	1-SF	STAIR F	CONC	CFS	PT-1	CONC	PT-1	CONC	PT-11
Level 1	1-SG	STAIR G	CONC	CFS	PT-1	CONC	PT-1	CONC	PT-11
Level 1	1-SH	STAIR H	CONC	CFS	PT-1	CONC	PT-1	CONC	PT-11
Level 1	1-SJ	STAIR J	CONC	CFS	PT-1	CONC	PT-1	CONC	PT-11
Level 1	101	SUITE							Refer to Typical Suite RFS
Level 1	102	SUITE							Refer to Typical Suite RFS
Level 1	105	SUITE							Refer to Typical Suite RFS
Level 1	109	SUITE							Refer to Typical Suite RFS
Level 1	110	SUITE							Refer to Typical Suite RFS
Level 1	112	SUITE							Refer to Typical Suite RFS
Level 1	121	SUITE							Refer to Typical Suite RFS
Level 1	122	SUITE							Refer to Typical Suite RFS
Level 1	123	SUITE							Refer to Typical Suite RFS
Level 1	124	SUITE							Refer to Typical Suite RFS
Level 1	130	ELEVATOR LOBBY		CT	CT	WD 10% Max.	STN V	WD 10% Max.	STN V 150 Max. Flame Spread Rating 300 Max. Smoke Developed Classification
Level 1	131	CORRIDOR A		CPT	WDB	GWB	PT	GWB	PT Refer to ID Drawings
Level 1	133	CORRIDOR B		CPT	WDB	GWB	PT	GWB	PT Refer to ID Drawings
Level 1	138	MAIL SORTING		CT					Refer to ID Drawings
Level 1	139	MAIL		CT					Refer to ID Drawings
Level 1	140	RESIDENTIAL LOBBY		CT	CT	GWB	PT	GWB	PT Refer to ID Drawings
Level 1	141	EAST VESTIBULE		FG	CONC	GL	CS	GWB	PT Recessed SS Grill
Level 1	142	WEST VESTIBULE		FG	CT	GWB	PT	GWB	PT Recessed SS Grill
Level 1	143	AMENITY / FITNESS		LAM	WDB	GWB	PT	GWB	PT Refer to ID Drawings
Level 1	143A	VFCU		CFS	RB	GWB	PT-1	GWB	PT-11
Level 1	143B	VFCU		CFS	RB	GWB	PT-1	GWB	PT-11
Level 1	143C	VFCU		CFS	RB	GWB	PT-1	GWB	PT-11
Level 1	144	VEST.		CFS					
Level 1	145	RESIDENTIAL BIKE STORAGE		CFS	CFS	CMU	PT-1	GWB	PT-11
Level 1	146	MEN'S WASHROOM		CT			CT		Flooring Coefficient of Friction of 0.60 or Greater
Level 1	146A	VEST.		CT	CT	GWB	CT	GWB	PT Refer to ID Drawings
Level 1	147	MEN'S WC		CT			CT		Refer to ID Drawings
Level 1	148	UNISEX WC BF		CT			CT		Refer to ID Drawings
Level 1	149	WHIRLPOOL SPA		CT	CT	GWB	CT	GWB	PT Flooring Coefficient of Friction of 0.60 or Greater
Level 1	150	JANITOR		CT	CT	CONC	PT-1	CONC	PT-11
Level 1	151	WOMEN'S WASHROOM		CT	CT	GWB	CT	GWB	PT Flooring Coefficient of Friction of 0.60 or Greater
Level 1	151A	VEST.		CT	CT	GWB	CT	GWB	PT Refer to ID Drawings
Level 1	152	WOMEN'S WC		CT	CT	GWB	CT	GWB	PT Refer to ID Drawings
Level 1	153	WOMEN'S WC BF		CT	CT	GWB	CT	GWB	PT Refer to ID Drawings
Level 1	154	CORRIDOR D		CPT	WDB	GWB	PT	GWB	PT Refer to ID Drawings
Level 1	155	ANTE ROOM		CPT	WDB	GWB	PT	GWB	PT Refer to ID Drawings
Level 1	156	BARRIER FREE WC		CT	CT	GWB	CT	GWB	PT Refer to ID Drawings
Level 1	157	BARRIER FREE WC		CT	CT	GWB	CT	GWB	PT Refer to ID Drawings
Level 1	158	THEATRE		CPT	WDB	GWB	PT	GWB	PT Refer to ID Drawings
Level 1	158A	VFCU		CFS	RB	GWB	PT-1	GWB	PT-11
Level 1	158B	EQUIP. RM.		CFS	RB	GWB	PT-1	GWB	PT-11
Level 1	159	ELECT. CL.		CFS	RB	CMU	PT-1	CONC	PT-11
Level 1	160	CORRIDOR C		CT	WDB	GWB	PT	GWB	PT Refer to ID Drawings
Level 1	161	DINING ROOM		LAM	WDB	GWB	PT	GWB	PT Refer to ID Drawings
Level 1	161A	VFCU		CFS	RB	GWB	PT-1	GWB	PT-11
Level 1	162	KITCHEN		CT		CONC	CT		Refer to ID Drawings
Level 1	162A	VFCU		CFS	RB	GWB	PT-1	GWB	PT-11
Level 1	163	AMENITY - PARTY ROOM		HW	WDB	GWB	PT	GWB	PT Refer to ID Drawings
Level 1	163A	VFCU		CFS	RB	GWB	PT-1	GWB	PT-11
Level 1	163B	CL							
Level 1	164	PROPERTY MANAGEMENT OFFICE		CPT	WDB	GWB	PT	GWB	PT Refer to ID Drawings
Level 1	165	MECH. CL		CFS					
Level 1	166	MANAGEMENT OFFICE		CPTT					Refer to ID Drawings
Level 1	167	KITCHEN / COPY		CT			CT		Refer to ID Drawings
Level 1	168	CACF ROOM		CT	CT	GWB	PT-1	GWB	PT-11
Level 1	169	PARCEL ROOM		CT					Refer to ID Drawings
Level 1	171	MECH. CL		TC	TC				
Level 1	172	RESIDENTIAL GARBAGE		TC	TC	CONC	PT-1	GWB	PT-11
Level 1	173	RESIDENTIAL MOVING		TC	TC	CMU	PT-1	GWB	PT-11
Level 1	174	LOADING		TC	TC	EIFS			F15 See 07 18 12 for TC Thickness
Level 1	175	RESIDENTIAL GARBAGE AND RECYCLING		WF	WF	CMU	PT-1	GWB	PT-11 WF Chemical Resistant Flooring
Level 1	176	RAMP TO P1		ACP		EIFS	PT-1	GWB	PT-11 Asphaltic Conc. Paving
Level 1	200	MECH							
Level 2	2-SE	STAIR E	CONC	CFS	PT-1	CONC	PT-1	CONC	PT-11
Level 2	2-SG	STAIR G	CONC	CFS	PT-1	CONC	PT-1	CONC	PT-11
Level 2	2-SH	STAIR H	CONC	CFS	PT-1	CONC	PT-1	CONC	PT-11
Level 2	2-SJ	STAIR J	CONC	CFS	PT-1	CONC	PT-1	CONC	PT-11
Level 2	201	SUITE							Refer to Typical Suite RFS
Level 2	202	SUITE							Refer to Typical Suite RFS
Level 2	205	SUITE							Refer to Typical Suite RFS
Level 2	206	SUITE							Refer to Typical Suite RFS
Level 2	208	SUITE							Refer to Typical Suite RFS
Level 2	209	SUITE							Refer to Typical Suite RFS
Level 2	210	SUITE							Refer to Typical Suite RFS
Level 2	211	SUITE							Refer to Typical Suite RFS
Level 2	212	SUITE							Refer to Typical Suite RFS
Level 2	213	SUITE							Refer to Typical Suite RFS
Level 2	214	SUITE							Refer to Typical Suite RFS
Level 2	215	SUITE							Refer to Typical Suite RFS
Level 2	216	SUITE							Refer to Typical Suite RFS
Level 2	217	SUITE							Refer to Typical Suite RFS
Level 2	218	SUITE							Refer to Typical Suite RFS
Level 2	219	SUITE							Refer to Typical Suite RFS
Level 2	221	SUITE							Refer to Typical Suite RFS
Level 2	222	SUITE							Refer to Typical Suite RFS
Level 2	223	SUITE							Refer to Typical Suite RFS
Level 2	224	SUITE							Refer to Typical Suite RFS
Level 2	225	SUITE							Refer to Typical Suite RFS
Level 2	226	SUITE							Refer to Typical Suite RFS
Level 2	227	SUITE							Refer to Typical Suite RFS
Level 2	228	SUITE							Refer to Typical Suite RFS
Level 2	230	ELEVATOR LOBBY		CPT		WD 10% Max.	STN V	WD 10% Max.	STN V 150 Max. Flame Spread Rating 300 Max. Smoke Developed ClassificationRefer to ID Drawings
Level 2	231	CORR A		CPT	WDB	GWB	PT	GWB	PT Refer to ID Drawings
Level 2	232	GARBAGE		TC	TC	CONC	PT-1	CONC	PT-11
Level 2	233	CORR. B		CPT	WDB	GWB	PT	GWB	PT Refer to ID Drawings
Level 2	234	ELEC CLOSET		CFS	RB	CMU	PT-1	CONC	PT-11
Level 2	234	RESIDENTIAL STORAGE		TC	TC	CMU	PT-1	CONC	PT-11
Level 2	236	ELEC CLOSET		CFS	RB	CMU	PT-1	CONC	PT-11
Level 3	3-SF	STAIR F	CONC	CFS	PT-1	CONC	PT-1	CONC	PT-11
Level 3	3-SG	STAIR G	CONC	CFS	PT-1	CONC	PT-1	CONC	PT-11
Level 3	3-SH	STAIR H	CONC	CFS	PT-1	CONC	PT-1	CONC	PT-11
Level 3	3-SJ	STAIR J	CONC	CFS	PT-1	CONC	PT-1	CONC	PT-11
Level 3	301	SUITE							Refer to Typical Suite RFS
Level 3	302	SUITE							Refer to Typical Suite RFS
Level 3	303	SUITE							Refer to Typical Suite RFS
Level 3	304	SUITE							Refer to Typical Suite RFS
Level 3	305	SUITE							Refer to Typical Suite RFS
Level 3	306	SUITE							Refer to Typical Suite RFS
Level 3	307	SUITE							Refer to Typical Suite RFS
Level 3	308	SUITE							Refer to Typical Suite RFS
Level 3	309	SUITE							Refer to Typical Suite RFS
Level 3	310	SUITE							Refer to Typical Suite RFS
Level 3	311	SUITE							Refer to Typical Suite RFS
Level 3	312	SUITE							Refer to Typical Suite RFS
Level 3	313	SUITE							Refer to Typical Suite RFS
Level 3	314	SUITE							Refer to Typical Suite RFS
Level 3	315	SUITE							Refer to Typical Suite RFS
Level 3	316	SUITE							Refer to Typical Suite RFS
Level 3	317	SUITE							Refer to Typical Suite RFS
Level 3	318	SUITE							Refer to Typical Suite RFS
Level 3	319	SUITE							Refer to Typical Suite RFS
Level 3	321	SUITE							Refer to Typical Suite RFS
Level 3	322	SUITE							Refer to Typical Suite RFS
Level 3	323	SUITE							Refer to Typical Suite RFS
Level 3	324	SUITE							Refer to Typical Suite RFS
Level 3	325	SUITE							Refer to Typical Suite RFS
Level 3	326	SUITE							Refer to Typical Suite RFS
Level 3	327	SUITE							Refer to Typical Suite RFS
Level 3	328	SUITE							Refer to Typical Suite RFS
Level 3	329	SUITE							Refer to Typical Suite RFS
Level 3	330	ELEVATOR LOBBY		CPT		WD 10% Max.	STN V	WD 10% Max.	STN V 150 Max. Flame Spread Rating 300 Max. Smoke Developed Classification
Level 3	331	CORR A		CPT	WDB	GWB	PT	GWB	PT Refer to ID Drawings
Level 3	332	GARBAGE		TC	TC	CONC	PT-1	CONC	PT-11
Level 3	333	CORR. B		CPT	WDB	GWB	PT	GWB	PT Refer to ID Drawings
Level 3	334	ELEC CLOSET		CFS	RB	CMU	PT-1	CONC	PT-11
Level 3	336	ELEC CLOSET		CFS	RB	CMU	PT-1	CONC	PT-11
Level 4	4-SF	STAIR F	CONC	CFS	PT-1	CONC	PT-1	CONC	PT-11
Level 4	4-SG	STAIR G	CONC	CFS	PT-1	CONC	PT-1	CONC	PT-11
Level 4	4-SH	STAIR H	CONC	CFS	PT-1	CONC	PT-1	CONC	PT-11
Level 4	4-SJ	STAIR J	CONC	CFS	PT-1	CONC	PT-1	CONC	PT-11
Level 4	401	SUITE							Refer to Typical Suite RFS
Level 4	402	SUITE							Refer to Typical Suite RFS
Level 4	403	SUITE							Refer to Typical Suite RFS
Level 4	404	SUITE							Refer to Typical Suite RFS
Level 4	405	SUITE							Refer to Typical Suite RFS
Level 4	406	SUITE							Refer to Typical Suite RFS
Level 4	407	SUITE							Refer to Typical Suite RFS
Level 4	408	SUITE							Refer to Typical Suite RFS
Level 4	409	SUITE							Refer to Typical Suite RFS
Level 4	410	SUITE							Refer to Typical Suite RFS
Level 4	411	SUITE							Refer to Typical Suite RFS
Level 4	412	SUITE							Refer to Typical Suite RFS
Level 4	413	SUITE							Refer to Typical Suite RFS
Level 4	414	SUITE							Refer to Typical Suite RFS
Level 4	415	SUITE							Refer to Typical Suite RFS
Level 4	416	SUITE							Refer to Typical Suite RFS
Level 4	417	SUITE							Refer to Typical Suite RFS

Room Finish Schedule

Room Number	Name	Floor	Floor Finish	Base	Wall	Wall Finish	Ceiling	Ceiling Finish	Comments
Level 4	418	SUITE							Refer to Typical Suite RFS
Level 4	419	SUITE							Refer to Typical Suite RFS
Level 4	421	SUITE							Refer to Typical Suite RFS
Level 4	422	SUITE							Refer to Typical Suite RFS
Level 4	423	SUITE							Refer to Typical Suite RFS
Level 4	424	SUITE							Refer to Typical Suite RFS
Level 4	425	SUITE							Refer to Typical Suite RFS
Level 4	426	SUITE							Refer to Typical Suite RFS
Level 4	427	SUITE							Refer to Typical Suite RFS
Level 4	428	SUITE							Refer to Typical Suite RFS
Level 4	429	SUITE							Refer to Typical Suite RFS
Level 4	430	ELEVATOR LOBBY 430		CPT		WD 10% Max.	STN V	WD 10% Max.	STN V 150 Max. Flame Spread Rating 300 Max. Smoke Developed Classification
Level 4	431	CORR A		CPT	WDB	GWB	PT	GWB	PT Refer to ID Drawings
Level 4	432	GARBAGE		TC	TC	CONC	PT-1	CONC	PT-11
Level 4	433	CORR. B		CPT	WDB	GWB	PT	GWB	PT Refer to ID Drawings
Level 4	434	ELEC CLOSET		CFS	RB	CMU	PT-1	CONC	PT-11
Level 4	436	ELEC CLOSET		CFS	RB	CMU	PT-1	CONC	PT-11
Level 5	5-SF	STAIR F	CONC	CFS	PT-1	CONC	PT-1	CONC	PT-11
Level 5	5-SG	STAIR G	CONC	CFS	PT-1	CONC	PT-1	CONC	PT-11
Level 5	5-SH	STAIR H	CONC	CFS	PT-1	CONC	PT-1	CONC	PT-11
Level 5	5-SJ	STAIR J	CONC	CFS	PT-1	CONC	PT-1	CONC	PT-11
Level 5	501	SUITE							Refer to Typical Suite RFS
Level 5	502	SUITE							Refer to Typical Suite RFS
Level 5	503	SUITE							Refer to Typical Suite RFS
Level 5	504	SUITE							Refer to Typical Suite RFS
Level 5	505	SUITE							Refer to Typical Suite RFS
Level 5	506	SUITE							Refer to Typical Suite RFS
Level 5	507	SUITE							Refer to Typical Suite RFS
Level 5	508	SUITE							Refer to Typical Suite RFS
Level 5	509	SUITE							Refer to Typical Suite RFS
Level 5	510	SUITE							Refer to Typical Suite RFS
Level 5	511	SUITE							Refer to Typical Suite RFS
Level 5	512	SUITE							Refer to Typical Suite RFS
Level 5	513	SUITE							Refer to Typical Suite RFS
Level 5	514	SUITE							Refer to Typical Suite RFS
Level 5	515	SUITE							Refer to Typical Suite RFS
Level 5	516	SUITE							Refer to Typical Suite RFS
Level 5	517	SUITE							Refer to Typical Suite RFS
Level 5	519	SUITE							Refer to Typical Suite RFS
Level 5	521	SUITE							Refer to Typical Suite RFS
Level 5	523	SUITE							Refer to Typical Suite RFS
Level 5	524	SUITE							Refer to Typical Suite RFS
Level 5	525	SUITE							Refer to Typical Suite RFS
Level 5	526	SUITE							Refer to Typical Suite RFS
Level 5	527	SUITE							Refer to Typical Suite RFS
Level 5	528	SUITE							Refer to Typical Suite RFS
Level 5	529	SUITE							Refer to Typical Suite RFS
Level 5	530	ELEVATOR LOBBY		CPT		WD 10% Max.	STN V	WD 10% Max.	STN V 150 Max. Flame Spread Rating 300 Max. Smoke Developed Classification
Level 5	531	CORR A		CPT	WDB	GWB	PT	GWB	PT Refer to ID Drawings
Level 5	532	GARBAGE		TC	TC	CONC	PT-1	CONC	PT-11
Level 5	533	CORR. B		CPT	WDB	GWB	PT	GWB	PT Refer to ID Drawings
Level 5	534	ELEC CLOSET		CFS	RB	CMU	PT-1	CONC	PT-11
Level 5	536	ELEC CLOSET		CFS	RB	CMU	PT-1	CONC	PT-11
Level 6	6-SF	STAIR F	CONC	CFS	PT-1	CONC	PT-1	CONC	PT-11
Level 6	6-SG	STAIR G	CONC	CFS	PT-1	CONC	PT-1	CONC	PT-11
Level 6	6-SJ	STAIR J	CONC	CFS	PT-1	CONC	PT-1	CONC	PT-11
Level 6	601	SUITE							Refer to Typical Suite RFS
Level 6	602	SUITE							Refer to Typical Suite RFS
Level 6	605	SUITE							Refer to Typical Suite RFS
Level 6	608	SUITE							Refer to Typical Suite RFS
Level 6	610	SUITE							Refer to Typical Suite RFS
Level 6	611	SUITE							Refer to Typical Suite RFS
Level 6	612	SUITE							Refer to Typical Suite RFS
Level 6	613	SUITE							Refer to Typical Suite RFS
Level 6	614	SUITE							Refer to Typical Suite RFS
Level 6	615	SUITE							Refer to Typical Suite RFS
Level 6	616	SUITE							Refer to Typical Suite RFS
Level 6	617	SUITE							Refer to Typical Suite RFS
Level 6	619	SUITE							Refer to Typical Suite RFS
Level 6	621	SUITE							Refer to Typical Suite RFS
Level 6	623	SUITE							Refer to Typical Suite RFS
Level 6	624	SUITE							Refer to Typical Suite RFS
Level 6	626	SUITE							Refer to Typical Suite RFS
Level 6	627	SUITE							Refer to Typical Suite RFS
Level 6	628	SUITE							Refer to Typical Suite RFS
Level 6	629	SUITE							Refer to Typical Suite RFS
Level 6	630	ELEVATOR LOBBY		CPT		WD 10% Max.	STN V	WD 10% Max.	STN V 150 Max. Flame Spread Rating 300 Max. Smoke Developed Classification
Level 6	631	CORR A		CPT	WDB	GWB	PT	GWB	PT Refer to ID Drawings
Level 6	632	GARBAGE		TC	TC	CONC	PT-1	CONC	PT-11
Level 6	633	CORR. B		CPT	WDB	GWB	PT	GWB	PT Refer to ID Drawings
Level 6	634	ELEC CLOSET		CFS	RB	CMU	PT-1	CONC	PT-11
Level 6	636	ELEC CLOSET		CFS	RB	CMU	PT-1	CONC	PT-11
Level 7	7-SF	STAIR F	CONC	CFS	PT-1	CONC	PT-1	CONC	PT-11
Level 7	7-SG	STAIR G	CONC	CFS	PT-1	CONC	PT-1	CONC	PT-11
Level 7	7-SJ	STAIR J	CONC	CFS	PT-1	CONC	PT-1	CONC	PT-11
Level 7	701	SUITE							Refer to Typical Suite RFS
Level 7	702	SUITE							Refer to Typical Suite RFS
Level 7	705	SUITE							Refer to Typical Suite RFS
Level 7	708	SUITE							Refer to Typical Suite RFS
Level 7	710	SUITE							Refer to Typical Suite RFS
Level 7	711	SUITE							Refer to Typical Suite RFS
Level 7	712	SUITE							Refer to Typical Suite RFS
Level 7	713	SUITE							Refer to Typical Suite RFS
Level 7	714	SUITE							Refer to Typical Suite RFS
Level 7	715	SUITE							Refer to Typical Suite RFS
Level 7	716	SUITE							Refer to Typical Suite RFS
Level 7	717	SUITE							Refer to Typical Suite RFS
Level 7	719	SUITE							Refer to Typical Suite RFS
Level 7	721	SUITE							Refer to Typical Suite RFS
Level 7	723	SUITE							Refer to Typical Suite RFS
Level 7	724	SUITE							Refer to Typical Suite RFS
Level 7	726	SUITE							Refer to Typical Suite RFS
Level 7	727	SUITE							Refer to Typical Suite RFS
Level 7	728	SUITE							Refer to Typical Suite RFS
Level 7	729	SUITE							Refer to Typical Suite RFS
Level 7	730	ELEVATOR LOBBY		CPT		WD 10% Max.	STN V	WD 10% Max.	STN V 150 Max. Flame Spread Rating 300 Max. Smoke Developed Classification
Level 7	731	CORR A		CPT	WDB	GWB	PT	GWB	PT Refer to ID Drawings
Level 7	732	GARBAGE		TC	TC	CONC	PT-1	CONC	PT-11
Level 7	733	CORR. B		CPT	WDB	GWB	PT	GWB	PT Refer to ID Drawings
Level 7	734	ELEC CLOSET		CFS	RB	CMU	PT-1	CONC	PT-11
Level 7	736	ELEC CLOSET		CFS	RB	CMU	PT-1	CONC	PT-11
Level 8	8-SF	STAIR F	CONC	CFS	PT-1	CONC	PT-1	CONC	PT-11
Level 8	8-SG	STAIR G	CONC	CFS	PT-1	CONC	PT-1	CONC	PT-11
Level 8	8-SJ	STAIR J	CONC	CFS	PT-1	CONC	PT-1	CONC	PT-11
Level 8	801	SUITE							Refer to Typical Suite RFS
Level 8	802	SUITE							Refer to Typical Suite RFS
Level 8	805	SUITE							Refer to Typical Suite RFS
Level 8	808	SUITE							Refer to Typical Suite RFS
Level 8	810	SUITE							Refer to Typical Suite RFS
Level 8	811	SUITE							Refer to Typical Suite RFS
Level 8	812	SUITE							Refer to Typical Suite RFS
Level 8	813	SUITE							Refer to Typical Suite RFS
Level 8	814	SUITE							Refer to Typical Suite RFS
Level 8	815	SUITE							Refer to Typical Suite RFS
Level 8	816	SUITE							Refer to Typical Suite RFS
Level 8	817	SUITE							Refer to Typical Suite RFS
Level 8	819	SUITE							Refer to Typical Suite RFS
Level 8	821	SUITE							Refer to Typical Suite RFS
Level 8	823	SUITE							Refer to Typical Suite RFS
Level 8	824	S