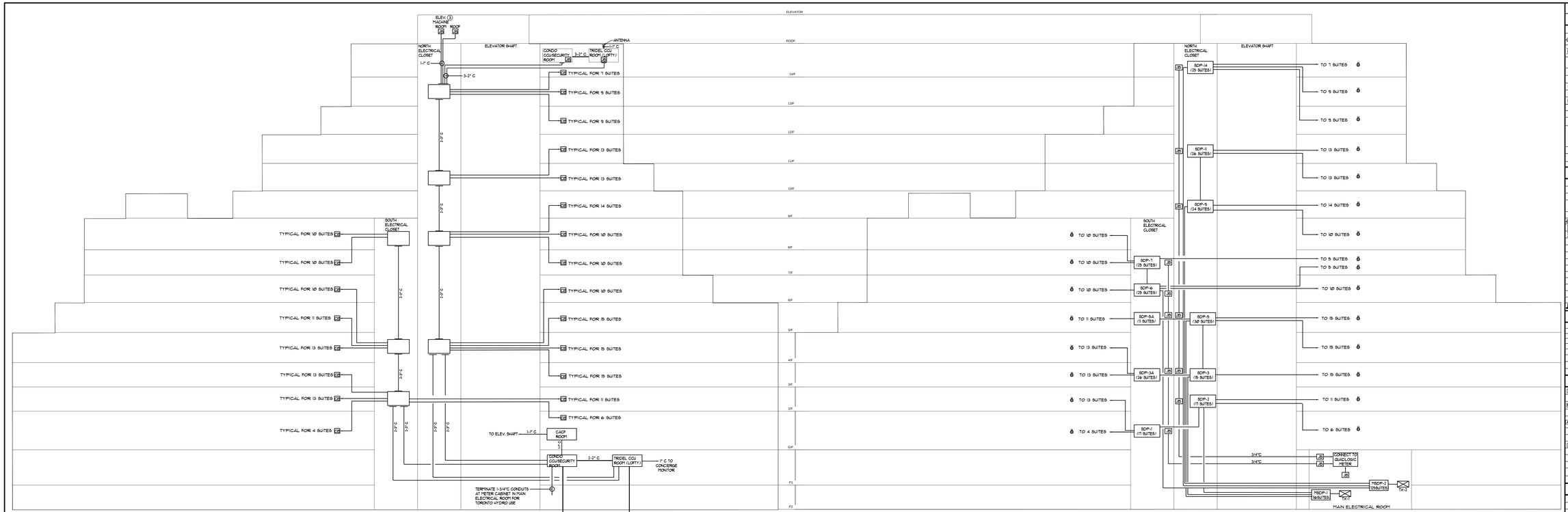

COMMUNICATION AND SECURITY RISER DIAGRAM

SUITE DISTRIBUTION RISER DIAGRAM

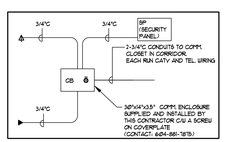

TYPICAL SUITE COMMUNICATION CONNECTION DIAGRAM
(REFER TO DETAIL "1" ON DWG. E-31 FOR INSTALLATION OF COMMUNICATION BOX)

GENERAL NOTES:

1. COMMUNICATION RISER SHALL BE RUN IN NORTH + SOUTH ELECTRICAL CLOSET. EACH SUITE IS FED WITH TWO CONDUITS, ONE FOR TELEPHONE AND CABLE T.V. AND THE OTHER IS A SPARE.
2. PROVIDE DEDICATED TELEPHONE LINE FOR ELEVATOR SYSTEM.
3. PROVIDE ELECTRICAL PANEL "P-ECU" FOR CCU ROOM USE COMPLETE WITH A MINIMUM 60A, 120/208V EMERGENCY FEEDER.
4. CONDUITS NOT BEING USED SHALL BE CAULKED AND SEALED. ALL SLEEVES PASSING THROUGH FIRE SEPARATIONS SHALL BE FIRE STOPPED.
5. SECURITY CONTRACTOR RUN CAT6E CABLE IN THE SAME CONDUIT AS TELECOM CABLE.
6. Fiber optic cabling to each suite (complete with in-suite junction box with optical media converter and back-up power supply)
7. Coaxial cable and Category 6e tailored pair in-suite wiring to living room, den (if applicable) and bedrooms)
8. Bulk Internet services (Hybrid Fibre 25D High-Speed Internet service (including Rogers Advanced Wi-Fi modem) with download speed up to 250 Mbps and upload speed up to 20 Mbps, with unlimited usage. Note: speed may vary with Internet traffic, server gateway/router, computer / quality, location in the suite, software and applications installed, suite wiring, home network and or others factors). Cost of this service is included in the condominium's maintenance budget.

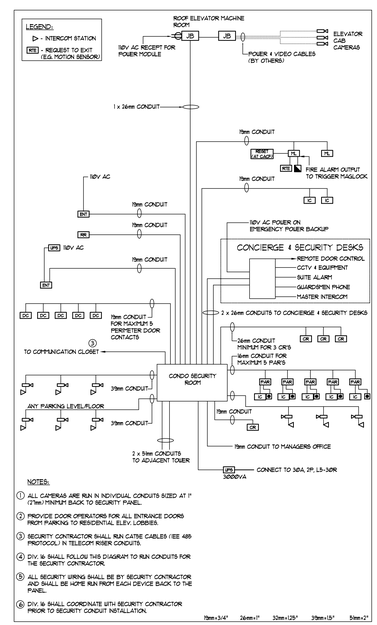

SECURITY CONDUIT CONNECTION DIAGRAM

NOTES:

1. ALL CAMERAS ARE RUN IN INDIVIDUAL CONDUITS SIZED AT 1" (27mm) MINIMUM BACK TO SECURITY PANEL.
2. PROVIDE DOOR OPERATORS FOR ALL ENTRANCE DOORS FROM PARKING TO RESIDENTIAL ELEV. LOBBIES.
3. SECURITY CONTRACTOR SHALL RUN CAT6E CABLES / IEE 488 PROTOCOL) IN TELECOM RISER CONDUITS.
4. DIV. 16 SHALL FOLLOW THIS DIAGRAM TO RUN CONDUITS FOR THE SECURITY CONTRACTOR.
5. ALL SECURITY WIRING SHALL BE BY SECURITY CONTRACTOR AND SHALL BE HOME RUN FROM EACH DEVICE BACK TO THE PANEL.
6. DIV. 16 SHALL COORDINATE WITH SECURITY CONTRACTOR PRIOR TO SECURITY CONDUIT INSTALLATION.

ELECTRICAL LEGEND

LIGHTING

- FLUORESCENT LIGHT FIXTURE TYPE AS INDICATED
- NIGHT LIGHT OR LIGHT CONNECTED TO EMERGENCY POWER
- CEILING MOUNTED/WALL MOUNTED LIGHT FIXTURE, NSCRIBED LETTER DENOTES TYPE
- POLE MOUNTED LIGHT FIXTURE NSCRIBED LETTER DENOTES TYPE
- CAPPED CEILING LIGHT OUTLET
- TRACK LIGHT
- STRIP LIGHT
- UNDER CABINET FLUORESCENT LIGHT FIXTURE
- CEILING MOUNTED/WALL MOUNTED EXIT SIGN
- SINGLE/DUAL EMERGENCY LAMP REMOTE HEAD
- EMERGENCY BATTERY PACK
- PP — OCCUPANCY SENSOR POWER PACKS
- S/S/S $3, $4, $P, $D — SINGLE/TWO/THREE POLE, SINGLE/TWO/THREE THROW TOGGLE SWITCH RESPECTIVELY, ("3","4","P","D" DENOTES 3-WAY,4-WAY,PILOT LIGHT, DIMMER SWITCHED LIGHT RESPECTIVELY)
- S — MASTER LIGHTING SWIT-OFF SWITCH
- S — SENSOR (WALL SWITCH PIR, SELF POWERED)
- OCCUPANCY SENSOR, CEILING MOUNTED

POWER

- REGULAR DUPLEX RECEPTACLE
- DUPLEX RECEPTACLE, GROUND FAULT INTERRUPT
- 5-20R T-SLOT DUPLEX RECEPTACLE
- SINGLE RECEPTACLE TYPE AND CONFIGURATION AS SPECIFIED FOR DRYER
- CONNECTION FOR OVEN/COOKTOP
- ABOVE COUNTER DEVICE
- CEILING MOUNTED DEVICES
- FLOOR MOUNTED DEVICES
- DISCONNECT SWITCH NON-FUSED
- DISCONNECT SWITCH, FUSED
- COMBINATION STARTER
- FRACTIONAL MOTOR/FAN DIRECT CONNECTION
- DIRECT CONNECTION, SINGLE PHASE
- DIRECT CONNECTION, THREE PHASE
- THERMOSTAT
- DS — DRYER SENSOR
- HEAT TRACE
- EBBHS — ELECTRICAL HEATER
- EP / SP — ELECTRICAL PANEL / SECURITY PANEL

TELECOMMUNICATION

- TV/CABLE OUTLET
- TELEPHONE OUTLET
- TP — TELEPHONE/TV CABLE (MULTI-PORT OUTLET)
- DATA OUTLET
- DATA/TELEPHONE OUTLET
- CR — IN SUITE TELECOMM. BOX CAT RECEPTACLE
- LIFT — LIFT LOCATION
- VC — VIDEO INTERCOM
- RR — RADIO RECEIVER

SECURITY

- IC / IBP — INTERCOM / ENTERPHONE
- IC — INTERCOM WITH CAMERA
- PB / PUB — PANIC BUTTON / PUBLIC INTERCOM STATION
- CR — CARD READER
- ARCA / ARR — AUTOMATIC RELEASE CARD ACCESS/RADIO RECEIVER
- ES — ELECTRIC STRIKE
- ML — MAGLOCK
- DC / DC — DOOR CONTACT / WINDOW CONTACT
- GB — GLASS BREAK DETECTOR
- DO — AUTOMATIC DOOR OPERATOR
- MS — MOTION DETECTOR
- PB — PUSH BUTTON
- SECURITY CAMERA

LIFE SAFETY

- FIRE ALARM SMOKE DETECTOR
- SA — SMOKE ALARM
- SD — FIRE ALARM DUCT TYPE SMOKE DETECTOR
- FIRE ALARM HEAT DETECTOR
- H — FIXED TEMP. 88 °C DEGREE HEAT DETECTOR
- H — MOISTURE PROOF HEAT DETECTOR
- CO ALARM
- CO — COMBINATION SMOKE + CO ALARM
- CO / NO — CO SENSOR / NO SENSOR
- FIRE ALARM MANUAL PULL STATION
- FIREFIGHTER'S HANDSET
- FIRE ALARM SPEAKER/STROBE, WALL MTD.
- FIRE ALARM SPEAKER, WALL MTD.
- FIRE ALARM SPEAKER/STROBE CEILING MTD.
- FIRE ALARM SPEAKER, CEILING MTD.
- FAAP — FIRE ALARM ANNUNCIATOR PANEL
- FACP — FIRE ALARM CONTROL PANEL

DATE	NO.	DESCRIPTION	BY
09/05/15	5	ISSUED FOR S.I. 90-2	S.T.
10/04/14	4	RE-ISSUED FOR TENDER	S.T.
09/03/14	3	ISSUED FOR TENDER	S.T.
07/08/14	2	RE-ISSUED FOR PERMIT	S.T.
05/30/14	1	ISSUED FOR PERMIT	S.T.

PLANS VOID ALL PRINTS DATED PREVIOUS TO FINAL DATE ABOVE

REVISIONS

CONTRACTOR MUST CHECK AND VERIFY ALL DIMENSIONS AND CONDITIONS ON THE JOB AND REPORT ERRORS/NOTICE TO THE ENGINEER BEFORE PROCEEDING WITH THE WORK THIS DRAWING IS THE PROPERTY OF THE ENGINEERS AND MUST BE RETURNED UPON COMPLETION OF THE WORK.

DRAWINGS ARE NOT TO BE SCALED

NOVA TREND ENGINEERING GROUP LTD.
115 West Beaver Creek Road, Unit 31
Richmond Hill, Ontario L4B 3P1
Tel: 905 882-5445
Fax: 905 882-5447
Email: cad@novatrendeng.com

DRAWING TITLE:
SDP, COMMUNICATION + SECURITY RISER DIAGRAM

PROJECT TITLE:
ALEXANDRA PARK
38 CAMERON STREET, BLOCK 11
TORONTO ONTARIO

DRAWN BY:	CHECKED BY:	SCALE:
S.O.	S.T.	N.T.S.
DATE: FEB. 13	PROJECT NUMBER: 1315	DRAWING NUMBER: E-31 of

Drawing name: Y:\ACADDWGS\Current Dwg\1315\1315 - 31 (SDP).dwg Printed: Mar 27, 2015 - 10:52am