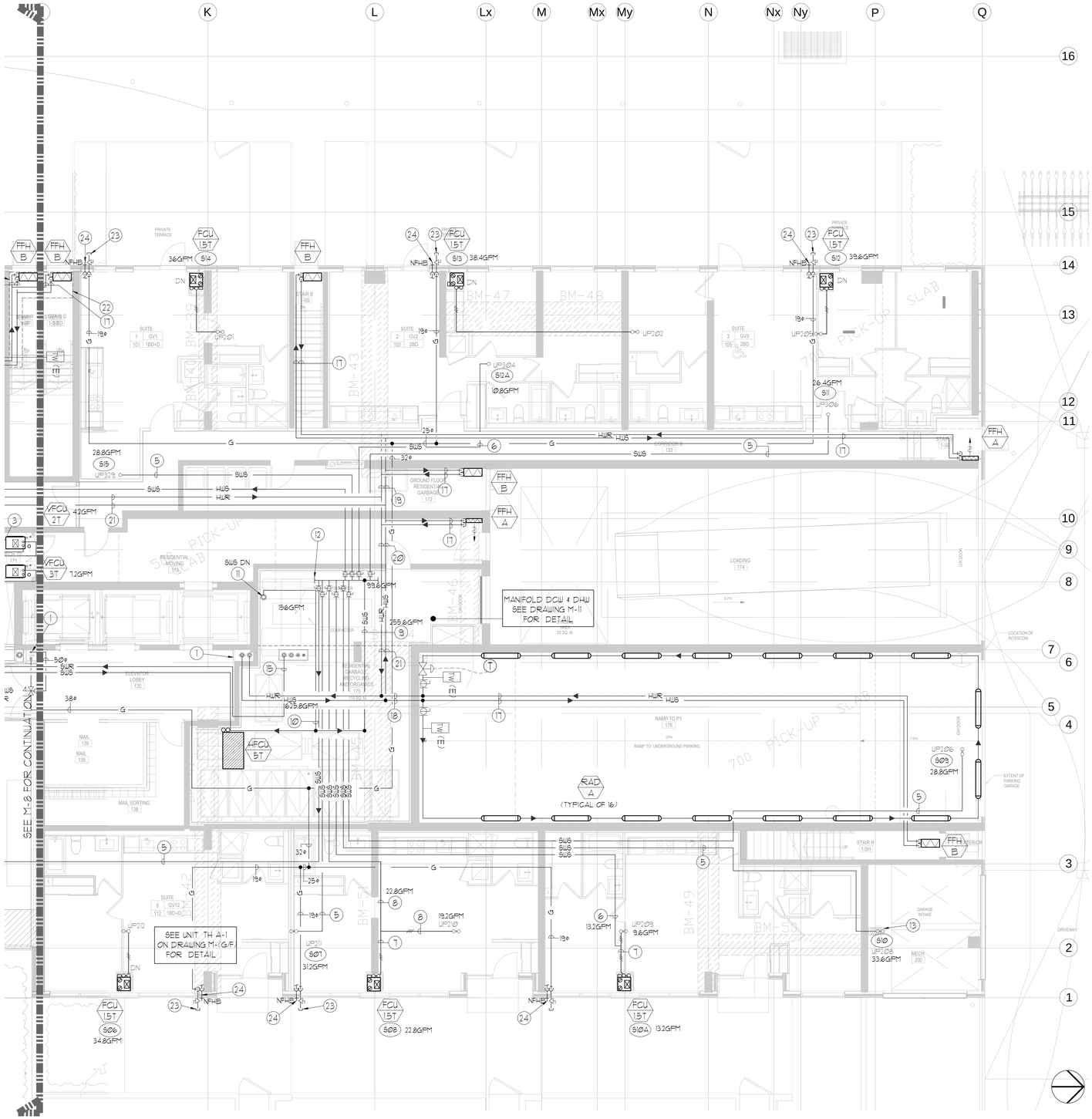

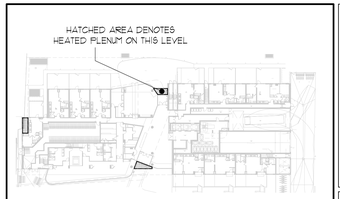

GROUND FLOOR HEATED PLENUM | N.T.S.

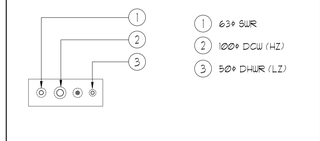

PIPE SHAFT C: G/F | NTS

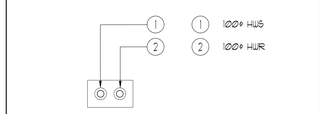

PIPE SHAFT B: G/F | NTS

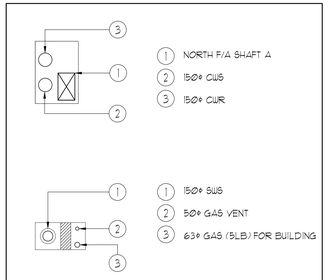

PIPE SHAFT A: G/F | NTS

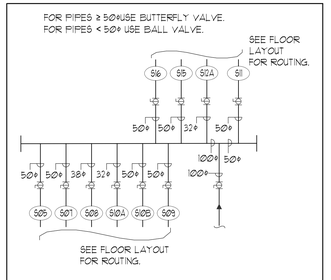

SWS MANIFOLD B DETAIL | NTS

ACOUSTIC NOTES:

1) ALL HORIZONTAL SUPPLY AIR DUCTWORK SHALL BE C/W 25MM INTERNAL ACOUSTIC LINING AND SHALL BE SUSPENDED ON RUBBER PADS IN THE HANGERS. ELBOWS SHALL BE COMPLETE WITH TURNING VANES.

2) ALL SYSTEM/DOMESTIC PIPE LOOPS OR OFFSETS WHICH ARE 50MM DIA. AND LARGER SHALL BE ISOLATED USING NEOPRENE-IN-SHEAR HANGERS, AND ADDITIONAL 25 MM THICK RIBBED OR WAFFLED NEOPRENE PADS IN THE SADDLES OF CLEVIS HANGERS.

3) ALL PIPES SMALLER THAN 50MM DIA SHALL BE ISOLATED WITH 5MM THICK RIBBED OR WAFFLED RUBBER PADS IN HANGER SADDLES.

4) VERTICAL FCUs SHOULD BE MOUNTED ON N9N PADS.

REFER TO DWG. M-6 FOR GENERAL NOTES

CLEAR FLOOR TO UNDERSLAB = 4050mm
CLEAR PRODUCT= 3000mm
COMPLETE DROP CEILING =1000mm FOR DUCT/PIPES
ROOF DRAINS & TERRACE DRAINS FROM 2/F

NOTES:

1. PIPE SHAFT-REFER TO PIPE RISER DETAIL ON THIS DRAWING FOR DETAILS.
2. 100ø SWS & 50ø SWR.
3. 25ø SWS & 25ø SWR.
4. 100ø SWS & 63ø SWR.
5. 50ø SWS.
6. 32ø SWS.
7. 19ø SWS.
8. 38ø SWS.
9. 100ø SWS.
10. 150ø SWS.
11. 150ø SWS FROM BELOW.
12. SWS MANIFOLD B, SEE SWS MANIFOLD B DETAIL ON THIS DRAWING.
13. PIPE TO BE HEAT TRACED BY DIV 16. THIS CONTRACTOR TO INSULATE & JACKET.
14. FOR FUTURE USE.
15. 63ø SWR.
16. 150ø CWS & 150øCWR FROM ABOVE.
17. 19ø HWS& R.
18. 32ø HWS & R TO SERVE FIN TUBE LOOP.
19. 25ø HWS& R.
20. 32ø HWS& R.
21. 38ø HWS& R.
22. 2Hr FIRE RATED ENCLOSURE. FIRE RATED ENCLOSURE BY OTHERS.
23. 19ø GAS PIPE c/w VALVE AND CAP FOR BBQ.
24. 19ø DCW FOR NFHB TO BE CONNECTED TO SUITE'S MAIN DCW LINE.

LEGEND MECHANICAL

SYMBOL	DESCRIPTION
	SUPPLY AIR DIFFUSER
	SUPPLY AIR TROFFER
	LINEAR SUPPLY DIFFUSER
T	THERMOSTAT
S	FAN SWITCH
	RETURN AIR GRILLE
	EXHAUST AIR GRILLE
	SUPPLY DUCT UP
	SUPPLY DUCT DOWN
	RETURN DUCT UP
	RETURN DUCT DOWN
	EXHAUST DUCT UP
	EXHAUST DUCT DOWN
FD	FIRE DAMPER
BD	BALANCING DAMPER
MD	MOTORIZED DAMPER
MFD	MOTORIZED FIRE DAMPER
BDD	BACKDRAFT DAMPER
OBD	OPPOSED BLADE VOLUME CONTROL DAMPER CEILIDING QUADRANT
	TURNING VANES
	FLEXIBLE CONNECTION
	ACOUSTIC INSULATION
XX	TYPE OF EQUIPMENT
X	EQUIPMENT IDENTIFICATION
XX	TYPE OF DIFFUSER OR GRILLE
XXX	GRILLE SIZE OR DIFFUSER NECK SIZE
XXX	AIRFLOW (CFM OR L/S)
S, S	STARTER (1 PHASE / PHASE)
S	IN-SUITE ERV MASTER SWITCH
S	FAN SWITCH / IN-SUITE ERV-OVERRIDE BUTTON
CO	CO SENSOR
G	GAS LINE
G	GAS METER
G	GAS COCK
	PRESSURE REDUCING VALVE
SA	SANITARY ABOVE GRADE
SB	SANITARY BELOW GRADE
SAG	STORM ABOVE GRADE
SBG	STORM BELOW GRADE
CW	DOMESTIC COLD WATER
HW	DOMESTIC HOT WATER
HWR	DOMESTIC HOT WATER RECIRCULATION
V	SANITARY VENT
W	WATER METER
FD	FLOOR DRAIN
FFD	FUNNEL FLOOR DRAIN
HD	HUB DRAIN
RD	ROOF DRAIN
SLD	SLAB DRAIN
AD	AREA DRAIN
BLAD	BI-LEVEL AREA DRAIN
CB	CATCH BASIN
	SANITARY TRAP
	ELBOW UP
	ELBOW DOWN
CO	WALL CLEANOUT
CO	FLOOR CLEANOUT
HB	HOSE BIBB
NFHB	NON-FREEZE HOSE BIBB
	GLOBE VALVE
	GATE VALVE
	BALL VALVE
	BUTTERFLY VALVE
	PRESSURE REDUCING VALVE
	CHECK VALVE
	CAP
CA	COMPRESSED AIR OUTLET
	BACKFLOW PREVENTER
	CIRCUIT BALANCING VALVE
	MULTIPLE PIPES / - DENOTES NO. OF PIPES
T	TEMPERATURE SENSOR
T	THERMOMETER
	2-WAY MODULATING VALVE
	3-WAY MODULATING VALVE
	12"x4"CO / THERMOWELL C/W 1/2" BUSHING & 1/2" PLUG
XXX	FLOOR ELEVATION ABOVE LEVEL
XXX	FLOOR ELEVATION TWO LEVEL
XXX	HEADROOM (FLOOR TO U/S HEIGHT)

DATE	NO.	DESCRIPTION	BY
09-14	3	RE-ISSUED FOR PERMIT	E.P.
07-14	2	RE-ISSUED FOR PERMIT	E.P.
05-14	1	ISSUED FOR PERMIT	E.P.
DATE	NO.	DESCRIPTION	BY

MARK VOID ALL PRINTS DATED PREVIOUS TO FINAL DATE ABOVE

REVISIONS

CONTRACTOR MUST CHECK AND VERIFY ALL DIMENSIONS AND CONDITIONS ON THE JOB AND REPORT DISCREPANCIES TO THE ENGINEERS BEFORE PROCEEDING WITH WORK. ALL DRAWINGS REMAIN THE PROPERTY OF THE ENGINEERS AND MUST BE RETURNED UPON COMPLETION OF THE WORK.

DRAWINGS ARE NOT TO BE SCALED

07/10/14

715 West Beaver Creek Road, Unit 31
Richmond Hill, Ontario L4B 3M1
Tel: 905 882-5445
Fax: 905 882-5447

DRAWING TITLE:
G/F NORTH
HVAC PIPING LAYOUT

PROJECT TITLE:
SQ ALEXANDRA PARK
BLOCK 11
38 CAMERON STREET
TORONTO ONTARIO

DRAWN BY:	CHECKED BY:	SCALE:
G.S.	E.P.	1:50

DATE:	PROJECT NUMBER:	DRAWING NUMBER:
FEB. 13	1313	M-3 OF 43