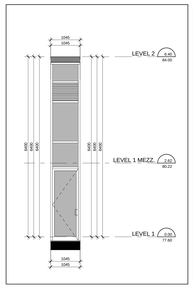

East Elevation - Part 4 (25/A4-04)
Scale: 1 : 50

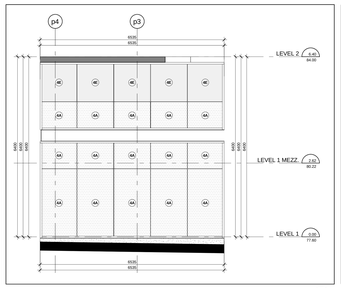

East Elevation - Part 3 (24/A4-04)
Scale: 1 : 50

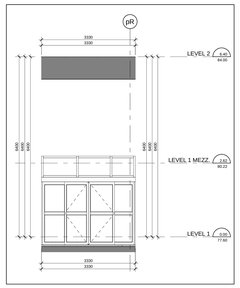

East Elevation - Part 2 (23/A4-04)
Scale: 1 : 50

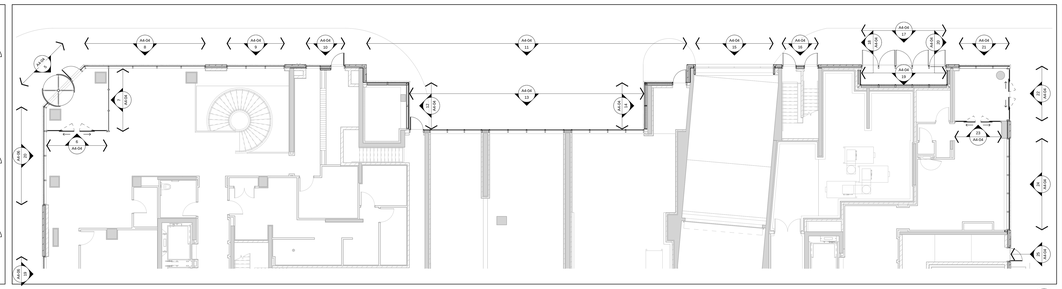

Window Schedule Partial Floor Plan - Level 1 (4/A4-04)
Scale: 1 : 100

TYPICAL WINDOW SCHEDULE NOTES:

1. ADD 15MM CAULKING ALLOWANCE ON ONE OR BOTH SIDES OF WINDOW OPENING.
2. ADJUST WINDOW SIZES TO ACCOMMODATE ALL SUPPORTING STRUCTURE.
3. CO-ORDINATE CLAVER LOCATIONS WITH MECHANICAL DRAWINGS.
4. CO-ORDINATE BALCONY/TERRACE DRAINS WITH STRUCTURAL DRAWINGS.
5. CO-ORDINATE BALCONY/TERRACE ELECTRICAL OUTLETS WITH ELECTRICAL DRAWINGS.

OBC REQUIREMENTS

9.7.2. WINDOW STANDARDS:
9.7.2.1. WINDOW STANDARD:
(1) WINDOWS SHALL CONFORM TO:
(a) CAN/CSA-A440 SERIES STANDARDS,
(b) THE CANCSA-A440.1, "USER SELECTION GUIDE TO CSA STANDARD CANCSA-A440-00 WINDOWS".
9.7.2.3. GLASS:
(1) GLASS SHALL CONFORM TO:
(1) GLASS SHALL CONFORM TO:
(a) CAN/CGSB-12.1-M, "GLASS, TEMPERED, OR LAMINATED SAFETY GLASS", OR
(b) CAN/CGSB-12.2-M, "FLAT, CLEAR SHEET GLASS",
(c) CAN/CGSB-12.3-M, "FLAT, CLEAR PLATE GLASS",
(d) CAN/CGSB-12.4-M, "FLOAT GLASS",
(e) CAN/CGSB-12.8, "INSULATING GLASS UNITS",
(f) CAN/CGSB-12.11-M, "GLASS, HEAT REFLECTING/TINTED",
(g) CAN/CGSB-12.12-M, "WIRED SAFETY GLASS", OR
(h) ASTM E2190, "INSULATING GLASS UNIT PERFORMANCE AND EVALUATION".
(2) GLASS IN WINDOWS, SLOPED GLAZING AND SKYLIGHTS SHALL BE DESIGNED IN CONFORMANCE WITH CANCGSB-12.20-M, "STRUCTURAL DESIGN OF GLASS FOR BUILDINGS".
9.7.3. SEALING COMPOUND:
9.7.3.1. SEALING COMPOUND:
(1) THE SEALING COMPOUND USED TO SEAL THE GLASS COMPONENT OF A FACTORY-SEALED DOUBLE-GLAZED UNIT TO THE SASH COMPONENT SHALL BE COMPATIBLE WITH THE MATERIAL USED TO EDGE SEAL THE GLASS COMPONENT.

9.7.5.4. WINDOWS ABOVE THE SECOND STOREY:
(1) WINDOWS ABOVE THE SECOND STOREY OF A BUILDING OR THE SECOND STOREY IN BUILDINGS OF RESIDENTIAL OCCUPANCY SHALL BE:
(a) NON-OPENABLE AND DESIGNED TO WITHSTAND THE LATERAL DESIGN LOADS, OR
(b) NON-OPENABLE AND DESIGNED TO WITHSTAND THE LATERAL DESIGN LOADS FOR GUARDS AS PROVIDED IN ARTICLES 4.1.5.15. OR
9.7.6. RESISTANCE TO FORCED ENTRY:
9.7.6.1. FORCED ENTRY THROUGH WINDOWS:
(1) WINDOWS, SKYLIGHTS AND DOORS, OF WHICH IS LOCATED WITHIN 2.000 MM OF ADJACENT GROUND LEVEL, SHALL CONFORM TO THE REQUIREMENTS FOR RESISTANCE TO FORCED ENTRY AS DESCRIBED IN CLAUSE 10.13 OF CANCSA-A440.M, "WINDOWS".
9.8.8.1. RESTRICTED GUARDS:
(1) EXCEPT AS PROVIDED IN SENTENCES (2) AND (3), EVERY SURFACE TO WHICH ACCESS IS PROVIDED FOR OTHER THAN MAINTENANCE PURPOSES, INCLUDING BUT NOT LIMITED TO FLIGHTS OF STEPS AND RAMPS, EXTERIOR LANDINGS, PORCHES, BALCONIES, GALLERIES AND RAMPS, SHALL BE GUARDED IF IT IS HIGHER THAN 600 MM ABOVE ADJACENT GROUND LEVEL, OR IF
(a) THERE IS A DIFFERENCE IN ELEVATION OF MORE THAN 600 MM BETWEEN THE WALKING SURFACE AND THE ADJACENT SURFACE, OR
(b) THE ADJACENT SURFACE WITHIN 1.2 M FROM THE WALKING SURFACE HAS A SLOPE OF MORE THAN 1 IN 2.
(c) AT ENTRANCE DOORS,
(d) AT GARAGE DOORS,
(e) AT FLOOR PITS IN REPAIR GARAGES, OR
(f) AT PITS IN PARKING GARAGES FOR MAINTENANCE PURPOSES ONLY.
(2) WHEN AN INTERIOR STAIR HAS MORE THAN 2 RISERS OR AN INTERIOR RAMP RISES MORE THAN 600 MM, THE SIDES OF THE STAIR OR RAMP AND THE LANDING OR FLOOR LEVEL AROUND THE STAIRWELL OR RAMP SHALL BE PROTECTED BY A GUARD ON EACH SIDE THAT IS 1.100 M HIGH.
9.8.8.3. HEIGHT OF GUARDS:
(1) EXCEPT AS PROVIDED IN SENTENCES (2) TO (4), ALL GUARDS SHALL BE NOT LESS THAN 1.070 MM HIGH.
(2) EXTERIOR GUARDS SERVING NOT MORE THAN ONE DWELLING UNIT SHALL BE NOT LESS THAN 900 MM HIGH WHERE THE WALKING SURFACE SERVED BY THE GUARD IS NOT MORE THAN 1.800 MM ABOVE THE FINISHED GROUND LEVEL.
(3) EXTERIOR GUARDS SERVING NOT MORE THAN ONE DWELLING UNIT SHALL BE NOT LESS THAN 1.000 M HIGH WHERE THE WALKING SURFACE SERVED BY THE GUARD IS MORE THAN 1.800 MM ABOVE THE FINISHED GROUND LEVEL.
(4) THE HEIGHT OF GUARDS FOR FLIGHTS OF STEPS SHALL BE MEASURED VERTICALLY FROM A LINE DRAWN THROUGH THE LEADING EDGE OF THE TREADS SERVED BY THE GUARD.
9.9.4.5. GLAZING MATERIAL:
(1) A-(2) [illegible]
(3) SAFETY GLASS OF THE LAMINATED OR TEMPERED TYPE CONFORMING TO CAN/CGSB-12.1-M, "TEMPERED OR LAMINATED SAFETY GLASS".
(4) [illegible]
OR
(5) WIRED GLASS CONFORMING TO CANCGSB-12.11-M, "WIRED SAFETY GLASS".
9.9.4.6. GLAZING IN DOORS:
(1) EXCEPT AS PROVIDED IN SENTENCES (2) AND (3), WINDOWS AND ALL GLAZING THAT SEPARATES HEATED SPACE FROM UNHEATED SPACE OR THE EXTERIOR SHALL CONFORM TO ARTICLES 12.2.2. AND 12.3.2.8.
(2) EXTERIOR DOORS SERVING NOT MORE THAN ONE DWELLING UNIT SHALL BE GLAZED, INCLUDING GLAZING FOR DOORS AND SKYLIGHTS, THAT SEPARATES HEATED SPACE FROM UNHEATED SPACE OR THE EXTERIOR SHALL NOT EXCEED 20 PER CENT OF THE FLOOR AREA OF THE STOREY SERVED BY THE GLAZED AREAS AND SHALL NOT EXCEED 40 PER CENT OF THE TOTAL AREA OF THE WALLS OF THAT STOREY SERVED BY THE GLAZED AREAS, INCLUDING GLAZED AREAS IN DOORS, WHERE THE AREA OF THE SURFACE WALL, THE AREA OF THE OPAQUE PORTION OF THE WALL IS CALCULATED AS ITS PROJECTED AREA ON A VERTICAL PLANE.
(3) WHERE THE THERMAL RESISTANCE OF GLAZING IS DIFFERENT FROM THAT REQUIRED IN SENTENCE (1) AND ARTICLE 12.3.1.13, THE AREA OF GLAZING SHALL BE DETERMINED BY MULTIPLYING THE ACTUAL AREA OF GLAZING BY THE RATIO OF THE ACTUAL THERMAL RESISTANCE DIVIDED BY THE RATIO OF THE REQUIRED THERMAL RESISTANCE DIVIDED BY THE ACTUAL THERMAL RESISTANCE OF THE GLAZING.
(4) EXTERIOR GLAZING SHALL BE DESIGNED TO LIMIT THE SOLAR HEAT GAIN FROM SUCH GLAZING TO THE SHADING COEFFICIENT OF MORE THAN 0.70 THAT IS UNSHADED IN THE WINTER AND FACES A DIRECTION WITHIN 45° OF DUE SOUTH MAY BE ASSUMED TO BE 50 PERCENT SHADED IN THE SUMMER, THE SHADING SHALL BE CALCULATED USING THE NOON SUN ANGLES OF JUNE 21.
(5) EXCEPT AS PROVIDED IN SENTENCE (6), EXTERIOR GLAZING SHALL BE DESIGNED TO LIMIT SOLAR HEAT GAIN FROM SUCH GLAZING WITH A SYSTEM THAT IS CAPABLE OF DISTRIBUTING THE SOLAR HEAT GAIN FROM SUCH GLAZED AREAS THROUGHOUT THE BUILDING FOR THE PURPOSE OF DETERMINING WHETHER OR NOT THE GLAZING IS SHADED IN THE WINTER, THE SHADING SHALL BE CALCULATED USING THE NOON SUN ANGLES OF JANUARY.
(6) SENTENCE (5) SHALL NOT APPLY WHERE THE BUILDING IS DESIGNED TO BE COOLED UNLESS THE GLAZING DESCRIBED IN SENTENCE (4) IS SHADED IN THE SUMMER WITH EXTERIOR DEVICES, FOR THE PURPOSE OF DETERMINING WHETHER OR NOT THE GLAZING IS SHADED IN THE SUMMER, THE SHADING SHALL BE CALCULATED USING THE NOON SUN ANGLES OF JUNE 21.
9.9.3.13. AIR INFILTRATION:
(1) WINDOWS AND ALL GLAZING THAT SEPARATE HEATED SPACE FROM UNHEATED SPACE OR THE EXTERIOR SHALL BE DESIGNED TO LIMIT THE RATE OF AIR INFILTRATION TO NOT MORE THAN 0.5 L/S FOR EACH SQUARE METRE OF WINDOW AREA WHEN TESTED IN ACCORDANCE WITH SENTENCE (2).
(2) EXTERIOR DOORS SHALL BE DESIGNED TO LIMIT AIR INFILTRATION TO NOT MORE THAN 2.5 L/S FOR EACH SQUARE METRE OF DOOR AREA WHEN TESTED IN CONFORMANCE WITH SENTENCE (1).
(3) EXTERIOR DOORS SHALL BE DESIGNED TO BE STRIPPED ON ALL EDGES AND PROTECTED WITH A STORM DOOR OR BY AN ENCLOSED UNHEATED SPACE. EXTERIOR SWING TYPE DOOR ASSEMBLIES FOR DWELLING UNITS, INDIVIDUALLY RENTED HOTEL ROOMS AND SUITES SHALL BE DESIGNED TO LIMIT THE RATE OF AIR INFILTRATION TO NOT MORE THAN 6.35 L/S FOR EACH SQUARE METRE OF DOOR AREA WHEN TESTED IN CONFORMANCE WITH SENTENCE (2).
(4) DOOR ASSEMBLIES OTHER THAN THOSE DESCRIBED IN SENTENCES (2) AND (3), THAT SEPARATE HEATED SPACE FROM UNHEATED SPACE OR THE EXTERIOR SHALL BE DESIGNED TO LIMIT THE RATE OF AIR INFILTRATION TO NOT MORE THAN 2.0 L/S FOR EACH METRE OF DOOR LENGTH WHEN TESTED IN CONFORMANCE WITH SENTENCE (1).
(5) CAULKING MATERIAL TO REDUCE AIR INFILTRATION SHALL CONFORM TO THE REQUIREMENTS IN SUBSECTION 9.27.4.
(6) WHERE THERE IS A POSSIBILITY OF AIR LEAKAGE INTO HEATED SPACES IN A BUILDING THROUGH THE EXTERIOR WALLS, SUCH AS AT UTILITY SERVICE PENETRATIONS, THE WALLS SHALL BE DESIGNED TO LIMIT THE RATE OF AIR INFILTRATION.
(7) AIR LEAKAGE BETWEEN HEATED SPACE AND ADJACENT ROOF OR ATTIC SPACE CAUSED BY THE PENETRATION OF SERVICES SHALL BE RESTRICTED IN CONFORMANCE WITH THE REQUIREMENTS OF SUBSECTION 9.25.3.

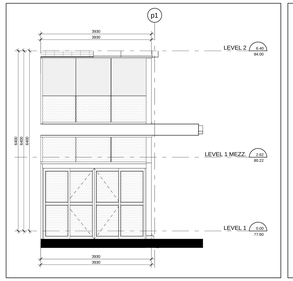

East Elevation - Part 1 (22/A4-04)
Scale: 1 : 50

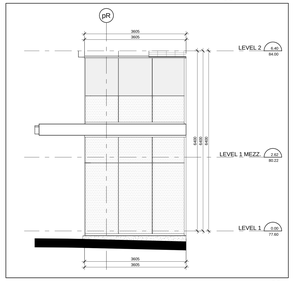

North Elevation - Part 17 (21/A4-04)
Scale: 1 : 50

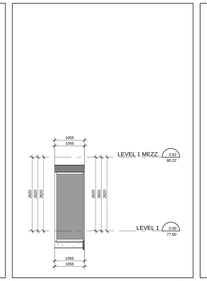

North Elevation - Part 16 (20/A4-04)
Scale: 1 : 50

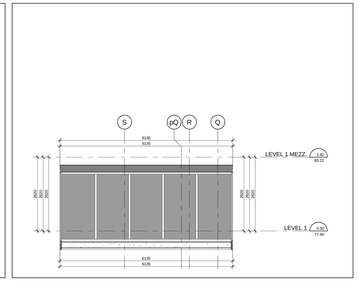

North Elevation - Part 15 (19/A4-04)
Scale: 1 : 50

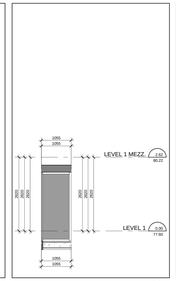

North Elevation - Part 14 (18/A4-04)
Scale: 1 : 50

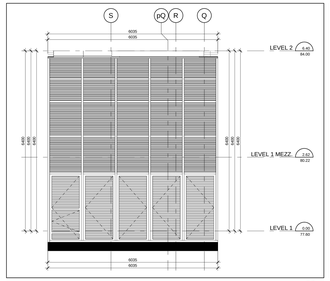

North Elevation - Part 13 (17/A4-04)
Scale: 1 : 50

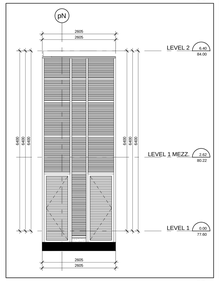

North Elevation - Part 12 (16/A4-04)
Scale: 1 : 50

Typical Window Schedule Notes (3/A4-04)
NTS

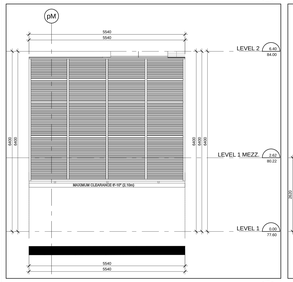

North Elevation - Part 11 (15/A4-04)
Scale: 1 : 50

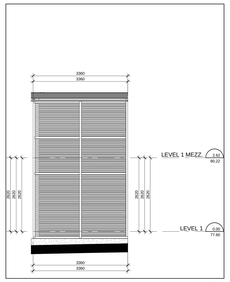

North Elevation - Part 10 (14/A4-04)
Scale: 1 : 50

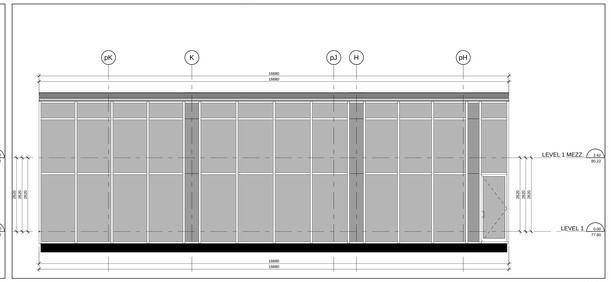

North Elevation - Part 9 (13/A4-04)
Scale: 1 : 50

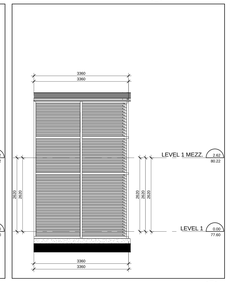

North Elevation - Part 8 (12/A4-04)
Scale: 1 : 50

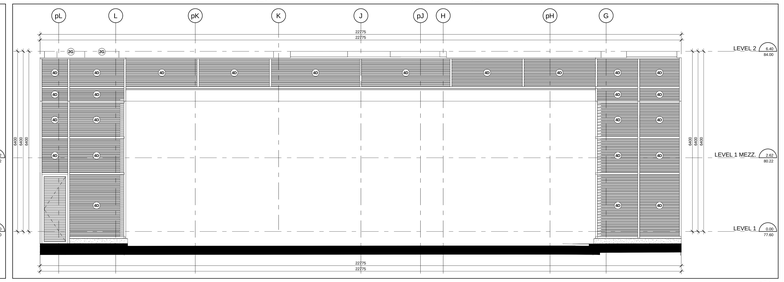

North Elevation - Part 7 (11/A4-04)
Scale: 1 : 50

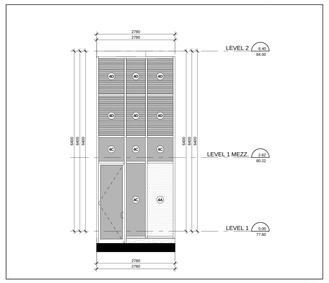

North Elevation - Part 6 (10/A4-04)
Scale: 1 : 50

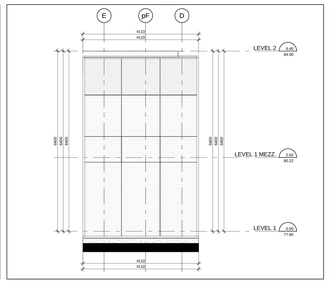

North Elevation - Part 5 (9/A4-04)
Scale: 1 : 50

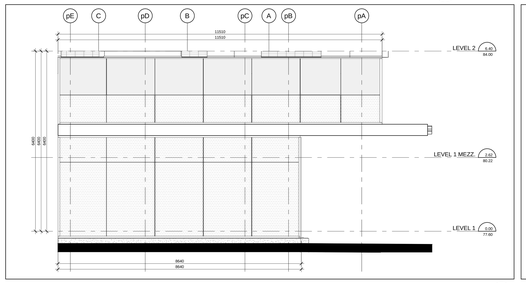

North Elevation - Part 4 (8/A4-04)
Scale: 1 : 50

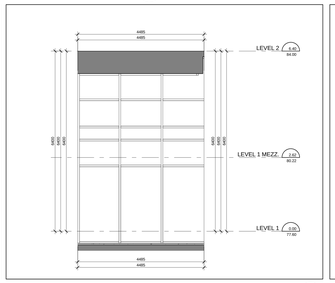

North Elevation - Part 3 (7/A4-04)
Scale: 1 : 50

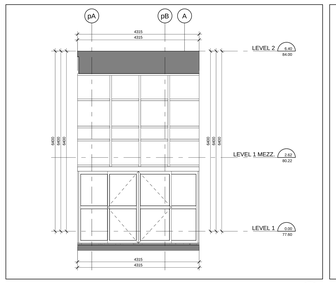

North Elevation - Part 2 (6/A4-04)
Scale: 1 : 50

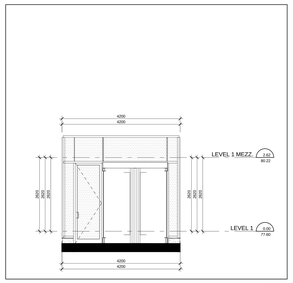

North Elevation - Part 1 (5/A4-04)
Scale: 1 : 50

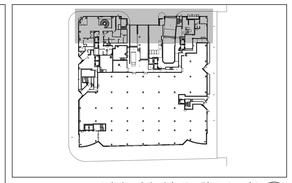

Window Schedule Key Plan - Level 1 (2/A4-04)
NTS

WINDOW SCHEDULE LEGEND

13148 - AQUAVISTA
UPDATED: AUGUST 24, 2015

3 PREFINISHED ALUMINUM WINDOW WALL: VISION PANEL
ALUM. COLOUR: EXTERIOR - PPG UCTE21BF DURANAR GREY VELVET
INTERIOR - PPG DURANCRON K1286 WHITE
GLASS TYPE: CLEAR INNER & OUTER LITE, GUARDIAN SUNGUARD - SUPERNEUTRAL SN54 ON SURFACE 2

3A PREFINISHED ALUMINUM WINDOW WALL: VISION PANEL FRIT PATTERN
ALUM. COLOUR: EXTERIOR - PPG UCTE21BF DURANAR GREY VELVET
INTERIOR - PPG DURANCRON K1286 WHITE
GLASS TYPE: CLEAR INNER & OUTER LITE, GUARDIAN SUNGUARD - SUPERNEUTRAL SN54 ON SURFACE 2
WHITE FRIT 5MM DIAMETER DOTS IN 10CM SQUARE PATTERN ON SURFACE 3

3B PREFINISHED ALUMINUM WINDOW WALL: OPERABLE AWNING
ALUM. COLOUR: EXTERIOR - PPG UCTE21BF DURANAR GREY VELVET
INTERIOR - PPG DURANCRON K1286 WHITE
GLASS TYPE: CLEAR INNER & OUTER LITE, GUARDIAN SUNGUARD - SUPERNEUTRAL SN54 ON SURFACE 2

3C PREFINISHED ALUMINUM WINDOW WALL: OPERABLE AWNING FRIT PATTERN
ALUM. COLOUR: EXTERIOR - PPG UCTE21BF DURANAR GREY VELVET
INTERIOR - PPG DURANCRON K1286 WHITE
GLASS TYPE: CLEAR INNER & OUTER LITE, GUARDIAN SUNGUARD - SUPERNEUTRAL SN54 ON SURFACE 2
WHITE FRIT 5MM DIAMETER DOTS IN 10CM SQUARE PATTERN ON SURFACE 3

3D PREFINISHED ALUMINUM WINDOW WALL: GLASS SPANDREL PANEL
ALUM. COLOUR: EXTERIOR - PPG UCTE21BF DURANAR GREY VELVET
INTERIOR - PPG DURANCRON K1286 WHITE
GLASS TYPE: CLEAR FLOAT
COLOUR: SOLID FRIT VIRACON SUBDUED GRAY VIEO ON SURFACE 2

3E PREFINISHED ALUMINUM WINDOW WALL: METAL SPANDREL PANEL
ALUM. COLOUR: EXTERIOR - PPG UCTE21BF DURANAR GREY VELVET
INTERIOR - PPG DURANCRON K1286 WHITE
METAL PANEL: PPG UCTE21BF DURANAR GREY VELVET

3F PREFINISHED ALUMINUM WINDOW WALL: METAL LOUVER
ALUM. COLOUR: EXTERIOR - PPG UCTE21BF DURANAR GREY VELVET
INTERIOR - PPG DURANCRON K1286 WHITE
METAL LOUVER: PPG UCTE21BF DURANAR GREY VELVET

3G PREFINISHED ALUMINUM WINDOW WALL: METAL SLAB COVER
ALUM. COLOUR: EXTERIOR - PPG UCTE21BF DURANAR GREY VELVET
INTERIOR - PPG DURANCRON K1286 WHITE
SLAB COVER: PPG LC3E7E0XL DURANAR XL STEEL SILVER CITY

4 PREFINISHED STOREFRONT CURTAINWALL: VISION PANEL (GROUND FLOOR)
ALUM. COLOUR: EXTERIOR - PPG UCTE21BF DURANAR GREY VELVET
INTERIOR - PPG UCTE21BF DURANAR GREY VELVET
GLASS TYPE: CLEAR FLOAT
CLEAR INNER & OUTER LITE

4A PREFINISHED STOREFRONT CURTAINWALL: VISION PANEL FRIT PATTERN (GROUND FLOOR)
ALUM. COLOUR: EXTERIOR - PPG UCTE21BF DURANAR GREY VELVET
INTERIOR - PPG UCTE21BF DURANAR GREY VELVET
GLASS TYPE: CLEAR INNER & OUTER LITE, GUARDIAN SUNGUARD - SUPERNEUTRAL SN54 ON SURFACE 2
WHITE FRIT 5MM DIAMETER DOTS IN 10CM SQUARE PATTERN ON SURFACE 3

4B PREFINISHED STOREFRONT CURTAINWALL: SHADOW BOX (GROUND FLOOR)
ALUM. COLOUR: EXTERIOR - PPG UCTE21BF DURANAR GREY VELVET
INTERIOR - PPG UCTE21BF DURANAR GREY VELVET
GLASS TYPE: CLEAR INNER & OUTER LITE, SOLAR FRIT VIRACON SUBDUED GRAY ON SURFACE 4

4C PREFINISHED STOREFRONT CURTAINWALL: GLASS SPANDREL PANEL (GROUND FLOOR)
ALUM. COLOUR: EXTERIOR - PPG UCTE21BF DURANAR GREY VELVET
INTERIOR - PPG UCTE21BF DURANAR GREY VELVET
GLASS TYPE: CLEAR FLOAT
COLOUR: SOLID FRIT 6MM GREY ON SURFACE 4

4D PREFINISHED STOREFRONT CURTAINWALL: METAL LOUVER (GROUND FLOOR)
ALUM. COLOUR: EXTERIOR - PPG UCTE21BF DURANAR GREY VELVET
INTERIOR - PPG UCTE21BF DURANAR GREY VELVET
METAL LOUVER: PPG UCTE21BF DURANAR GREY VELVET

4E PREFINISHED STOREFRONT CURTAINWALL: METAL SPANDREL PANEL (GROUND FLOOR)
ALUM. COLOUR: EXTERIOR - PPG UCTE21BF DURANAR GREY VELVET
INTERIOR - PPG UCTE21BF DURANAR GREY VELVET
METAL PANEL: PPG UCTE21BF DURANAR GREY VELVET

LEGEND

BBQ	BBQ GAS CONNECTION - REFER TO MECHANICAL DRAWINGS
NFHB	NON-FREEZE HOSE BIBB - REFER TO MECHANICAL DRAWINGS
WDR	WEATHERPROOF DUPLEX RECEPTACLE - REFER TO ELECTRICAL DRAWINGS
LF	LIGHT FIXTURE - REFER TO ELECTRICAL DRAWINGS
TG	TEMPERED GLASS

Window Schedule Legend (1/A4-04)
NTS

Contractor Must Check And Verify All Dimensions On The Job.
Do Not Scale The Drawings.
All Drawings, Specifications And Related Documents Are The Copyright Of The Architect And Must Be Returned Upon Request.
Reproduction Of Drawings, Specifications And Related Documents Is Not Or Always Available Without The Architects Written Permission.
The Drawing Is Not To Be Used For Construction Until Signed By The Architect.
Date: October 2, 2015

PRICING SET
Pricing Set

PRICING SET
October 2, 2015

KIRKOR ARCHITECTS + PLANNERS
20 Martin Ross Avenue, Toronto, Ontario, M3J 2K8
Tel (416) 665-0065, Fax (416) 665-7334, www.kirkorarchitects.com

No.	Revision	Date

No.	Issued For	Date

AQUAVISTA
AT BAYSIDE TORONTO

Drawing Title
Window Schedule - Level 1 - North & East Elevation

Project
Hines TRIDEL
AQUAVISTA
Block 3 - R3 & R4
263 Queens Quay East
Toronto, ON

Scale	As indicated
Drawn by	E.V. / M.M.
Checked by	C.A.
Project No.	13148
Date	October 2, 2015
Drawing No.	A4-04

Plot Date: 10/2/2015 8:10:08 PM File Path: C:\Users\evaradz\Documents\R14 2015 WORKING FILES\13148\22-Model-Building R3-R4_evaradz.rvt