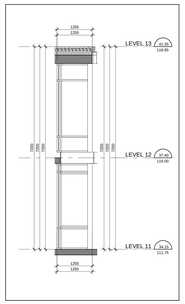

Interior West Elevation - Part 9 27 A4-22
Scale: 1 : 50

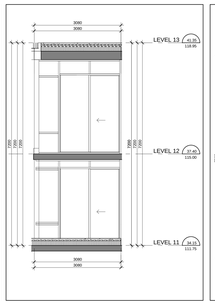

Interior West Elevation - Part 8 26 A4-22
Scale: 1 : 50

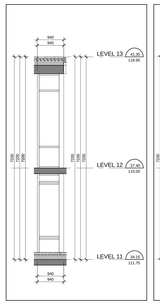

Interior West - Part 7 25 A4-22
Scale: 1 : 50

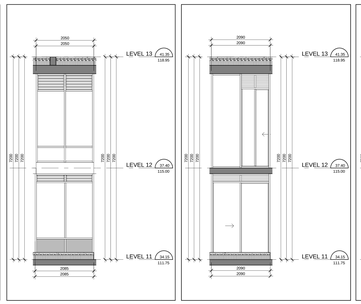

Interior West Elevation - Part 6 24 A4-22
Scale: 1 : 50

Interior West Elevation - Part 5 23 A4-22
Scale: 1 : 50

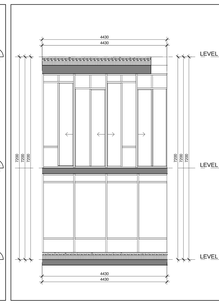

Interior West Elevation - Part 3 22 A4-22
Scale: 1 : 50

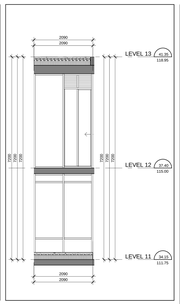

Interior West Elevation - Part 4 21 A4-22
Scale: 1 : 50

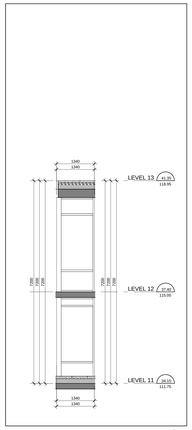

Interior West Elevation - Part 2 20 A4-22
Scale: 1 : 50

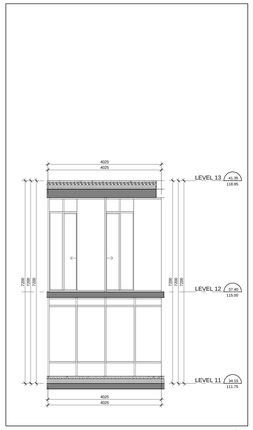

Interior West Elevation - Part 1 19 A4-22
Scale: 1 : 50

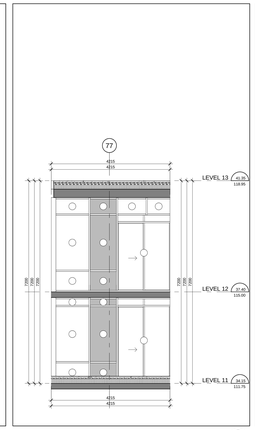

East Elevation - Part 7 18 A4-22
Scale: 1 : 50

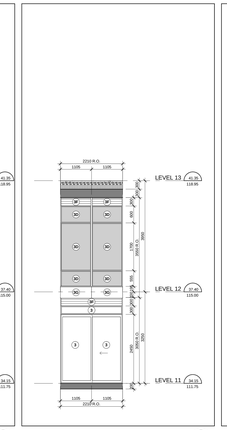

East Elevation - Part 6 17 A4-22
Scale: 1 : 50

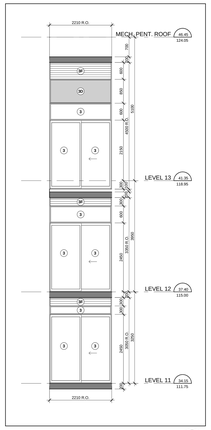

East Elevation - Part 5 16 A4-22
Scale: 1 : 50

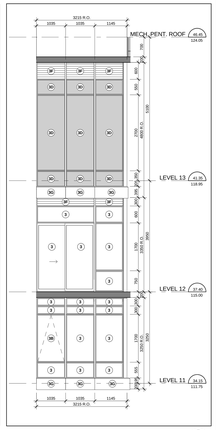

East Elevation - Part 4 15 A4-22
Scale: 1 : 50

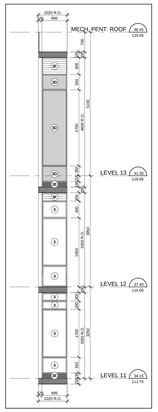

East Elevation - Part 3 14 A4-22
Scale: 1 : 50

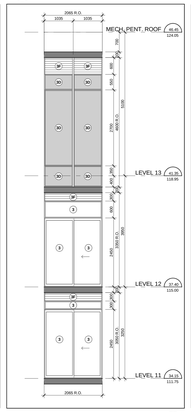

East Elevation - Part 2 13 A4-22
Scale: 1 : 50

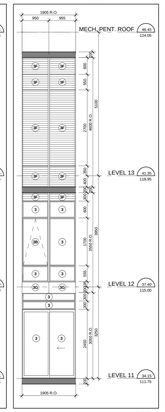

East Elevation - Part 1 12 A4-22
Scale: 1 : 50

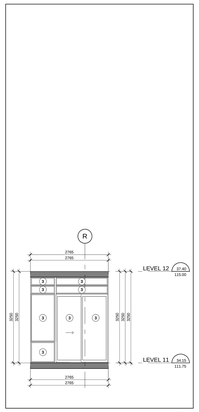

North Elevation - Part 12 11 A4-22
Scale: 1 : 50

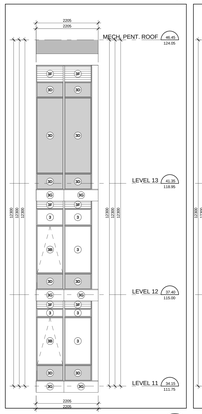

North Elevation - Part 11 10 A4-22
Scale: 1 : 50

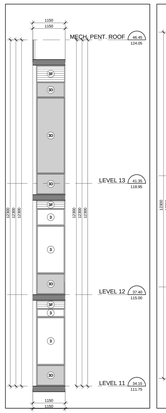

North Elevation - Part 10 9 A4-22
Scale: 1 : 50

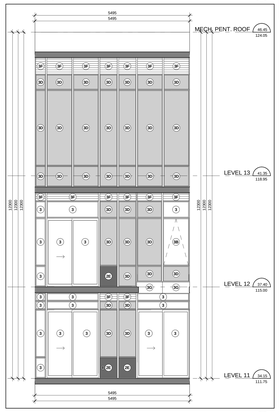

North Elevation - Part 9 8 A4-22
Scale: 1 : 50

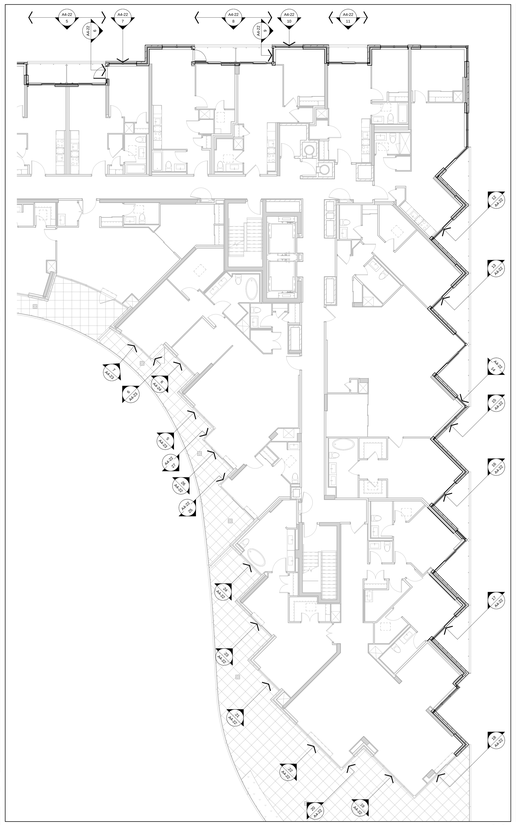

Level 11 - Eleventh Floor Plan 4 A4-22
Scale: 1 : 100

TYPICAL WINDOW SCHEDULE NOTES:

1. ADD 10MM CAULKING ALLOWANCE ON ONE OR BOTH SIDES OF WINDOW OPENING.
2. CO-ORDINATE STONE SILL HEIGHTS WITH ARCHITECTURAL DRAWINGS.
3. CO-ORDINATE LOUVER LOCATIONS WITH MECHANICAL DRAWINGS.
4. CO-ORDINATE STC GLAZING REQUIREMENTS WITH ACOUSTICAL REPORT.
5. CO-ORDINATE WALL/CONTINUOUS ELECTRICAL OUTLETS WITH ELECTRICAL DRAWINGS.

OBC REQUIREMENTS

9.7.1. WINDOW STANDARDS
9.7.2.1. WINDOW STANDARD
(1) WINDOWS SHALL CONFORM TO:
(1) CAN/CSA-A440 SERIES-08,
(2) THE CANSTAR AAMA 1, "USER SELECTION GUIDE TO CSA STANDARD CAN/CSA-A440-00 WINDOWS".
9.7.3. GLASS.
9.7.3.1. GLAZING STANDARDS
(1) GLASS SHALL CONFORM TO:
(A) CAN/CGSB-12.1 M, "TEMPERED OR LAMINATED SAFETY GLASS",
(B) CAN/CGSB-12.2 M, "FLAT, CLEAR FLOAT GLASS",
(C) CAN/CGSB-12.3 M, "FLAT, CLEAR FLOAT GLASS",
(D) CAN/CGSB-12.8 M, "HEAT-HARDENED GLASS",
(E) CAN/CGSB-12.11 M, "WIRED SAFETY GLASS",
(F) CAN/CGSB-12.20 M, "GLASS, LIGHT AND HEAT-EFFECTING",
(G) CAN/CGSB-12.4 M, "SAND-BLASTED GLASS",
(H) ASTM E2190, "INSULATING GLASS UNIT PERFORMANCE AND EVALUATION".
9.7.3.2. GLAZING IN WINDOWS
(1) GLASS IN WINDOWS, SLOPED GLAZING AND SKYLIGHTS SHALL BE DESIGNED IN CONFORMANCE WITH CAN/CSSB-12.20-M, "STRUCTURAL DESIGN OF GLASS FOR BUILDINGS".
9.7.4. SEALING COMPOUND
9.7.4.1. SEALING COMPOUND
(1) THE SEALING COMPOUND USED TO SEAL THE GLASS COMPONENT OF A FACTORY-SEALED DOUBLE-GLAZED UNIT TO THE DISH COMPONENT SHALL BE COMPATIBLE WITH THE MATERIAL USED TO EDGE SEAL THE GLASS COMPONENT.

9.7.5.4. WINDOWS ABOVE THE SECOND STOREY
(1) WINDOWS IN BUILDINGS OF RESIDENTIAL OCCUPANCY LESS THAN 1 000 MM FROM THE FLOOR AND ARE LOCATED ABOVE THE SECOND STOREY IN BUILDINGS OF RESIDENTIAL OCCUPANCY SHALL BE:
(A) PROTECTED BY GUARDS IN ACCORDANCE WITH SUBSECTION 9.8.8., OR
(B) DESIGNED TO WITHSTAND WITHSTAND THE LATERAL DESIGN LOADS FOR GUARDS AS PROVIDED IN ARTICLES 4.1.5.15. OR 9.8.8.2.
9.7.6.1. ENTRANCE TO FORCED ENTRY
9.7.6.1. FORCED ENTRY THROUGH WINDOWS
(1) THE FRAME OF A WINDOW OR THE FRAME OF WHICH IS LOCATED WITHIN 2 000 MM OF ADJACENT GROUND LEVEL, SHALL CONFORM TO THE REQUIREMENTS FOR RESISTANCE TO FORCED ENTRY AS DESCRIBED IN CLAUSE 10.3.3. OF CAN/CSA-A440.M, "WINDOWS".

9.8.8.1. REQUIRED GUARDS
(1) EXCEPT AS PROVIDED IN SENTENCES (2) AND (3), EVERY SURFACE TO WHICH ACCESS IS PROVIDED FOR OTHER THAN MAINTENANCE PURPOSES SHALL BE PROTECTED BY A GUARD ON EACH SIDE THAT IS NOT PROTECTED BY A WALL, EXTERIOR BALCONIES, PORCHES, BALCONIES, GALLERIES AND RAMPS, SHALL BE PROTECTED BY A GUARD ON EACH SIDE THAT IS NOT PROTECTED BY A WALL FOR THE LENGTH WHERE:
(A) THE DIFFERENCE IN ELEVATION BETWEEN THE ADJACENT SURFACE AND THE SURFACE BELOW THE "ADJACENT" SURFACE, OR
(B) THE ADJACENT SURFACE WITHIN 1.2 M FROM THE WALKING SURFACE HAS A SLOPE OF MORE THAN 1 IN 2.
(1) EXCEPTIONS REQUIRED,
(1) AT LOADING DOCKS,
(2) AT FLOOR PITS IN REPAIR GARAGES, OR
(3) AT PITS IN PARKING GARAGES FOR MAINTENANCE PURPOSES ONLY.
(2) WHEN AN INTERIOR STAIR HAS MORE THAN 2 RISERS OR AN INTERIOR RAMP RISES MORE THAN 400 MM, THE SIDES OF THE STAIR OR RAMP AND THE LANDING OR FLOOR LEVEL AROUND THE STAIRWELL OR RAMP SHALL BE PROTECTED BY A GUARD ON EACH SIDE THAT IS NOT PROTECTED BY A WALL.

9.8.8.3. HEIGHT OF GUARDS
(1) EXCEPT AS PROVIDED IN SENTENCES (2) TO (4), ALL GUARDS SHALL BE NOT LESS THAN 1 070 MM HIGH.
(2) EXCEPT AS PERMITTED IN SENTENCE (3), ALL GUARDS SHALL BE NOT LESS THAN 1 200 MM HIGH WHERE THE WALKING SURFACE SERVED BY THE GUARD IS NOT MORE THAN 1 800 MM ABOVE THE FINISHED GROUND LEVEL.
(3) EXCEPT AS PERMITTED IN SENTENCE (4), GUARDS IN DWELLING UNITS SHALL BE NOT LESS THAN 900 MM HIGH.
(4) THE HEIGHT OF GUARDS FOR FLIGHTS OF STEPS SHALL BE MEASURED VERTICALLY FROM A LINE DRAWN THROUGH THE LEADING EDGE OF THE TREADS SERVED BY THE GUARD.

9.8.8.4. GUARD INSERTS
(1) EXCEPT AS PROVIDED IN SENTENCE (2), EVERY GUARD SHALL BE NOT LESS THAN 1 070 MM HIGH.
(2) SAFETY GLASS OF THE LAMINATED OR TEMPERED TYPE CONFORMING TO CAN/CGSB-12.1-M, "TEMPERED OR LAMINATED SAFETY GLASS"
(3) WIRED GLASS CONFORMING TO CAN/CGSB-12.11-M, "WIRED SAFETY GLASS".

12.3.1.1. APPLICABLE
(1) EXCEPT AS PROVIDED IN SENTENCES (2) AND (3), WINDOWS AND ALL GLAZING THAT SEPARATES HEATED SPACE FROM UNHEATED SPACE OR THE EXTERIOR SHALL CONFORM TO ARTICLES 12.3.2.4. AND 12.3.2.5.
(2) EXCEPT AS PERMITTED IN SENTENCE (3), ALL WINDOWS AND ALL GLAZING, INCLUDING GLAZING FOR DOORS AND SKYLIGHTS, THAT SEPARATES HEATED SPACE FROM UNHEATED SPACE OR THE EXTERIOR SHALL NOT EXCEED 20 PER CENT OF THE FLOOR AREA OF THE STOREY SERVED BY THE GLAZED AREAS AND SHALL NOT EXCEED 40 PER CENT OF THE TOTAL AREA OF THE WALLS OF THAT STOREY PROVIDED THAT THE TOTAL AREA OF THE GLAZING IN THE WALLS OF THE STOREY IS NOT MORE THAN 10 PER CENT OF THE OPAQUE PORTION OF THE WALL IS CALCULATED AS ITS PROJECTED AREA ON A VERTICAL PLANE.
(3) WHERE THE THERMAL RESISTANCE OF GLAZING IS DIFFERENT FROM THAT REQUIRED IN SENTENCE (1) AND ARTICLE 12.3.1.10., THE AREA OF GLAZING PERMITTED IN SENTENCE (2) SHALL BE MODIFIED BY MULTIPLYING THE AREA OF GLAZING BY THE AREA MULTIPLIER BY THE RATIO OF THE REQUIRED THERMAL RESISTANCE DIVIDED BY THE ACTUAL THERMAL RESISTANCE OF THE GLAZING.
(4) EXCEPT AS PROVIDED IN SENTENCE (5), THE AREA OF GLAZING THAT CONFORMS CLEAR GLASS OR THAT HAS A SHADING COEFFICIENT OF 0.60 OR LESS, SHALL BE DEEMED TO BE EQUIVALENT TO THE AREA OF GLAZING THAT CONFORMS TO ARTICLE 12.3.2.4. WHEN THE AREA OF OPAQUE OF ITS UNSHADED AREA IN CALCULATING THE MAXIMUM AREA OF GLAZING IN SENTENCES (2) AND (3) PROVIDED THE BUILDING IS DESIGNED TO COOL ONLY AND THE SHADING SHALL BE CALCULATED USING THE NOON SUN ANGLES OF JUNE 21 WHEN SHADED IN THE SUMMER FOR THE PURPOSE OF DETERMINING WHETHER OR NOT THE GLAZING IS SHADED IN THE WINTER, THE SHADING SHALL BE CALCULATED USING THE NOON SUN ANGLES OF DECEMBER 21.
(5) SENTENCE (4) SHALL NOT APPLY WHERE THE BUILDING IS DESIGNED TO BE COOLED UNLESS THE GLAZING DESCRIBED IN SENTENCE (6) IS SHADED IN THE SUMMER WITH EXTERIOR DEVICES. FOR THE PURPOSE OF DETERMINING WHETHER OR NOT THE GLAZING IS SHADED IN THE SUMMER, THE SHADING SHALL BE CALCULATED USING THE NOON SUN ANGLES OF JUNE 21.

12.3.1.13. AIR INFILTRATION
(1) WINDOWS AND GLAZING THAT SEPARATE HEATED SPACE FROM UNHEATED SPACE OR THE EXTERIOR SHALL BE DESIGNED TO LIMIT THE RATE OF AIR INFILTRATION TO NOT MORE THAN 0.775 L/S FOR EACH METRE OF SASH CRACK WHEN TESTED AT PRESSURE DIFFERENTIAL OF 75 PA IN CONFORMANCE WITH ASTM E283. "DETERMINING THE RATE OF AIR LEAKAGE THROUGH EXTERIOR WINDOWS, CURTAIN WALLS, AND DOORS UNDER SPECIFIED PRESSURE DIFFERENCES across the Building Envelope".
(2) MANUALLY OPERATED EXTERIOR GLAZING DOOR ASSEMBLIES THAT SEPARATE HEATED SPACE FROM UNHEATED SPACE OR THE EXTERIOR SHALL BE DESIGNED TO LIMIT THE RATE OF AIR INFILTRATION TO NOT MORE THAN 1.7 L/S FOR EACH SQUARE METRE OF DOOR AREA TESTED IN CONFORMANCE WITH SENTENCE (1).
(3) EXTERIOR DOOR ASSEMBLIES, OTHER THAN DOORS ON ALL EDGES AND PROTECTED WITH A STORM DOOR OR BY AN ENCLOSED UNHEATED SPACE, EXTERIOR SWING TYPE DOOR ASSEMBLIES FOR DWELLING UNITS, INDIVIDUALLY RENTED HOTEL ROOMS AND SUITES SHALL BE DESIGNED TO LIMIT THE RATE OF AIR INFILTRATION TO NOT MORE THAN 6.35 L/S FOR EACH SQUARE METRE OF DOOR AREA TESTED IN CONFORMANCE WITH SENTENCE (1).
(4) DOOR ASSEMBLIES OTHER THAN THOSE DESCRIBED IN SENTENCES (2) AND (3), THAT SEPARATE HEATED SPACE FROM UNHEATED SPACE OR THE EXTERIOR SHALL BE DESIGNED TO LIMIT THE RATE OF AIR INFILTRATION TO NOT MORE THAN 17.0 L/S FOR EACH SQUARE METRE OF DOOR AREA TESTED IN CONFORMANCE WITH SENTENCE (1).
(5) CAULKING MATERIAL TO REDUCE AIR INFILTRATION SHALL CONFORM TO THE REQUIREMENTS IN SUBSECTION 9.27.4.
(6) THE JUNCTION BETWEEN THE SILL PLATE AND THE FOUNDATION, JOINTS BETWEEN EXTERIOR WALL PANELS AND ANY OTHER LOCATION WHERE AIR LEAKAGE MAY OCCUR SHALL BE SEALED WITH CAULKING MATERIAL OR EXTERIOR WALLS SUCH AS EIFS, STUCCO, OR VINYL SIDING SERVICE ENTRANCES, SHALL BE CAULKED SASHETED OR SEALED TO RESTRICT SUCH AIR LEAKAGE.
(7) THE AMOUNT OF AIR LEAKAGE THROUGH EXTERIOR WALLS, ROOFS AND FLOORS SHALL BE RESTRICTED TO THE AMOUNT CAUSED BY THE PENETRATION OF SERVICES SHALL BE RESTRICTED IN CONFORMANCE WITH THE REQUIREMENTS OF SUBSECTION 9.25.3

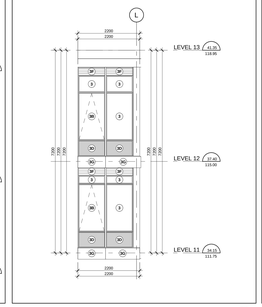

North Elevation - Part 8 7 A4-22
Scale: 1 : 50

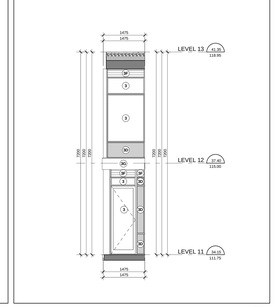

North Elevation - Part 7 6 A4-22
Scale: 1 : 50

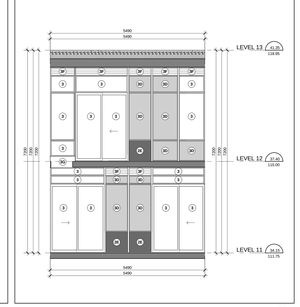

North Elevation - Part 6 5 A4-22
Scale: 1 : 50

Window Schedule Key Plan - Level 2 2 A4-22
NTS

WINDOW SCHEDULE LEGEND

13148 - AQUAVISTA
UPDATED: AUGUST 24, 2015

3 **PREFINISHED ALUMINUM WINDOW WALL: VISION PANEL**
ALUM. COLOUR: EXTERIOR: PPG UCTIS3JF DURANAR GREY VELVET
INTERIOR: PPG DURANCRON K1200 WHITE
GLASS TYPE: CLEAR INNER & OUTER LITE, GUARDIAN SUNGUARD - SUPERNEUTRAL SN54 ON SURFACE 2

3A **PREFINISHED ALUMINUM WINDOW WALL: VISION PANEL FRIT PATTERN**
ALUM. COLOUR: EXTERIOR: PPG UCTIS3JF DURANAR GREY VELVET
INTERIOR: PPG DURANCRON K1200 WHITE
GLASS TYPE: CLEAR INNER & OUTER LITE, GUARDIAN SUNGUARD - SUPERNEUTRAL SN54 ON SURFACE 2
WHITE FRIT SMM DIAMETER DOTS IN 100CM SQUARE PATTERN ON SURFACE 3

3B **PREFINISHED ALUMINUM WINDOW WALL: OPERABLE AWNING**
ALUM. COLOUR: EXTERIOR: PPG UCTIS3JF DURANAR GREY VELVET
INTERIOR: PPG DURANCRON K1200 WHITE
GLASS TYPE: CLEAR INNER & OUTER LITE, GUARDIAN SUNGUARD - SUPERNEUTRAL SN54 ON SURFACE 2

3C **PREFINISHED ALUMINUM WINDOW WALL: OPERABLE AWNING FRIT PATTERN**
ALUM. COLOUR: EXTERIOR: PPG UCTIS3JF DURANAR GREY VELVET
INTERIOR: PPG DURANCRON K1200 WHITE
GLASS TYPE: CLEAR INNER & OUTER LITE, GUARDIAN SUNGUARD - SUPERNEUTRAL SN54 ON SURFACE 2
WHITE FRIT SMM DIAMETER DOTS IN 100CM SQUARE PATTERN ON SURFACE 3

3D **PREFINISHED ALUMINUM WINDOW WALL: GLASS SPANDREL PANEL**
ALUM. COLOUR: EXTERIOR: PPG UCTIS3JF DURANAR GREY VELVET
INTERIOR: PPG DURANCRON K1200 WHITE
GLASS TYPE: COLOUR: SOLID FRIT VIRACON SUBDUED GRAY VISO ON SURFACE 2

3E **PREFINISHED ALUMINUM WINDOW WALL: METAL SPANDREL PANEL**
ALUM. COLOUR: EXTERIOR: PPG UCTIS3JF DURANAR GREY VELVET
INTERIOR: PPG DURANCRON K1200 WHITE
METAL PANEL: PPG UCTIS3JF DURANAR GREY VELVET

3F **PREFINISHED ALUMINUM WINDOW WALL: METAL LOUVER**
ALUM. COLOUR: EXTERIOR: PPG UCTIS3JF DURANAR GREY VELVET
INTERIOR: PPG DURANCRON K1200 WHITE
METAL LOUVER: PPG UCTIS3JF DURANAR GREY VELVET

3G **PREFINISHED ALUMINUM WINDOW WALL: METAL SLAB COVER**
ALUM. COLOUR: EXTERIOR: PPG UCTIS3JF DURANAR GREY VELVET
INTERIOR: PPG DURANCRON K1200 WHITE
SLAB COVER: PPG UCSR85GL DURANAR SL STEEL SILVER CITY

4 **PREFINISHED STOREFRONT CURTAINWALL: VISION PANEL (GROUND FLOOR)**
ALUM. COLOUR: EXTERIOR: PPG UCTIS3JF DURANAR GREY VELVET
INTERIOR: PPG UCTIS3JF DURANAR GREY VELVET
GLASS TYPE: CLEAR INNER & OUTER LITE

4A **PREFINISHED STOREFRONT CURTAINWALL: VISION PANEL FRIT PATTERN (GROUND FLOOR)**
ALUM. COLOUR: EXTERIOR: PPG UCTIS3JF DURANAR GREY VELVET
INTERIOR: PPG UCTIS3JF DURANAR GREY VELVET
GLASS TYPE: CLEAR INNER & OUTER LITE, GUARDIAN SUNGUARD - SUPERNEUTRAL SN54 ON SURFACE 2
WHITE FRIT SMM DIAMETER DOTS IN 100CM SQUARE PATTERN ON SURFACE 3

4B **PREFINISHED STOREFRONT CURTAINWALL: SHADOW BOX (GROUND FLOOR)**
ALUM. COLOUR: EXTERIOR: PPG UCTIS3JF DURANAR GREY VELVET
INTERIOR: PPG UCTIS3JF DURANAR GREY VELVET
GLASS TYPE: CLEAR INNER & OUTER LITE, SOLID FRIT VIRACON SUBDUED GRAY ON SURFACE 4

4C **PREFINISHED STOREFRONT CURTAINWALL: GLASS SPANDREL PANEL (GROUND FLOOR)**
ALUM. COLOUR: EXTERIOR: PPG UCTIS3JF DURANAR GREY VELVET
INTERIOR: PPG UCTIS3JF DURANAR GREY VELVET
GLASS TYPE: COLOUR: SOLID FRIT MARM GREY ON SURFACE 4

4D **PREFINISHED STOREFRONT CURTAINWALL: METAL LOUVER (GROUND FLOOR)**
ALUM. COLOUR: EXTERIOR: PPG UCTIS3JF DURANAR GREY VELVET
INTERIOR: PPG UCTIS3JF DURANAR GREY VELVET
METAL LOUVER: PPG UCTIS3JF DURANAR GREY VELVET

4E **PREFINISHED STOREFRONT CURTAINWALL: METAL SPANDREL PANEL (GROUND FLOOR)**
ALUM. COLOUR: EXTERIOR: PPG UCTIS3JF DURANAR GREY VELVET
INTERIOR: PPG UCTIS3JF DURANAR GREY VELVET
METAL PANEL: PPG UCTIS3JF DURANAR GREY VELVET

LEGEND

RBQ RBQ DAV CONNECTION - REFER TO MECHANICAL DRAWINGS
NFHB NON FREEZE HOSE BIBB - REFER TO MECHANICAL DRAWINGS
WDR WEATHERPROOF DUPLEX RECEPTACLE - REFER TO ELECTRICAL DRAWINGS
LF LIGHT FIXTURE - REFER TO ELECTRICAL DRAWINGS
TG TEMPERED GLASS

Window Schedule Legend 1 A4-22
NTS

Contractor Must Check And Verify All Dimensions On The Job.

Do Not Scale The Drawings.

All Drawings, Specifications And Related Documents Are The Copyright Of The Architect And Must Be Returned Upon Request.

Reproduction Of Drawings, Specifications And Related Documents In Part Or Whole Is Prohibited Without The Architects Written Permission.

This Drawing Is Not To Be Used For Construction Until Signed By The Architect.

Date: October 2, 2015

KIRKOR ARCHITECTS + PLANNERS
20 Martin Ross Avenue, Toronto, Ontario, M3J 2K8
Tel (416) 665-6565, Fax (416) 665-7334, www.kirkorarchitects.com

No.	Revision	Date

PRICING SET
October 2, 2015

No.	Issued For	Date

AQUAVISTA
AT BAYSIDE TORONTO

Drawing Title
Window Schedule - Level 11 - North, East & Interior West

Project
Hines TRIDEL
AQUAVISTA
Block 3 - R3 & R4
263 Queens Quay East
Toronto, ON

Scale: As indicated
Drawn by: Author
Checked by: Checker
Project No.: 13148
Date: October 2, 2015
Drawing No.: A4-22