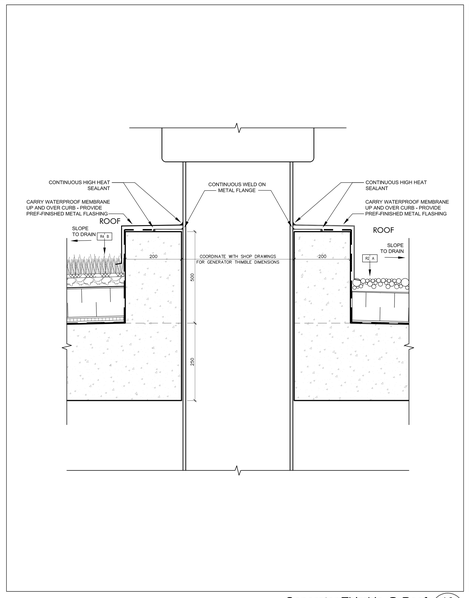

Generator Thimble @ Roof 16
SCALE N.T.S. A7-20

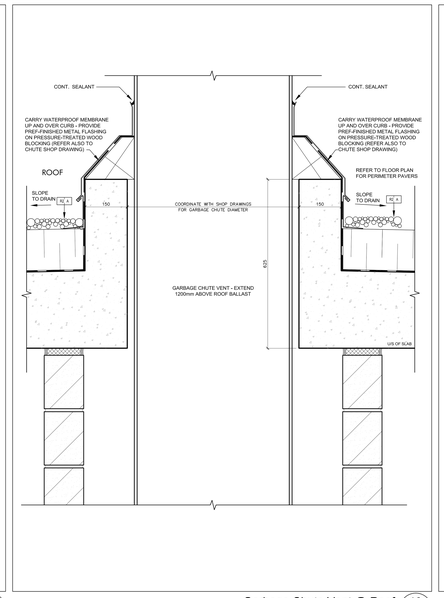

Garbage Chute Vent @ Roof 13
SCALE N.T.S. A7-20

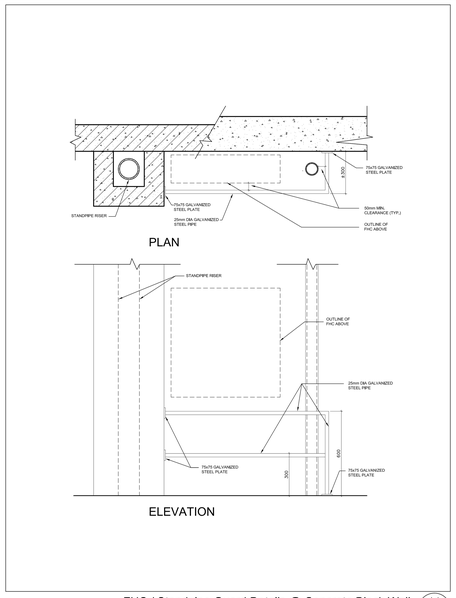

FHC / Standpipe Guard Details @ Concrete Block Wall or Concrete Wall 11
SCALE N.T.S. A7-20

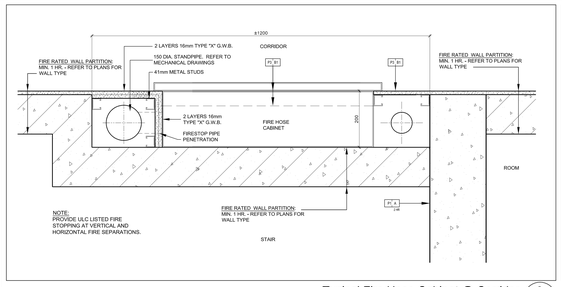

Typical Fire Hose Cabinet @ Corridor 8
SCALE N.T.S. A7-20

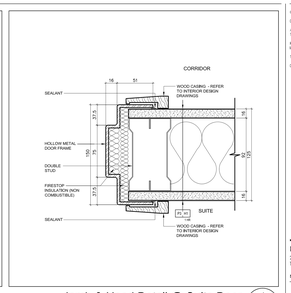

Jamb & Head Detail @ Suite Door 4
SCALE N.T.S. A7-20

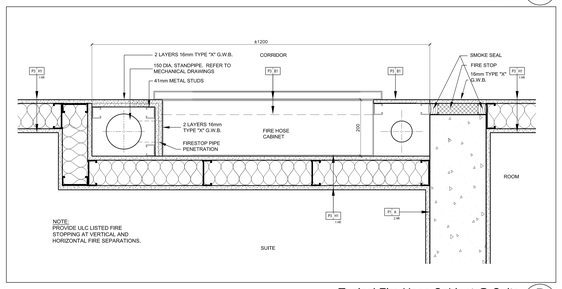

Typical Fire Hose Cabinet @ Suite 7
SCALE N.T.S. A7-20

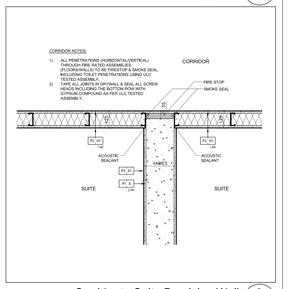

Corridor to Suite Demising Wall 3
SCALE N.T.S. A7-20

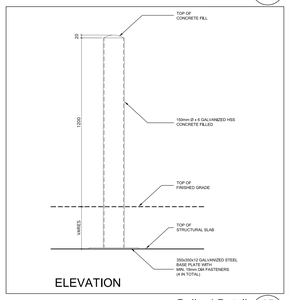

Bollard Detail 15
SCALE N.T.S. A7-20

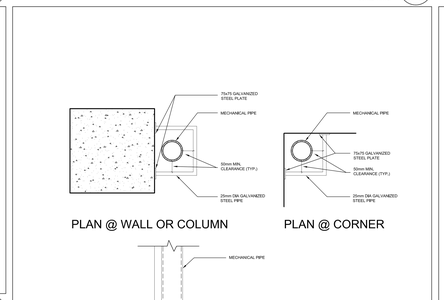

Mechanical Piping Guard Details @ Wall or Column & Corner 12
SCALE N.T.S. A7-20

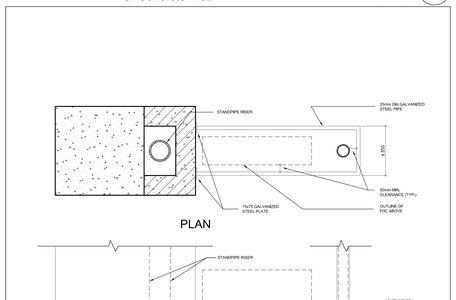

FHC / Standpipe Guard Details @ Concrete Column 10
SCALE N.T.S. A7-20

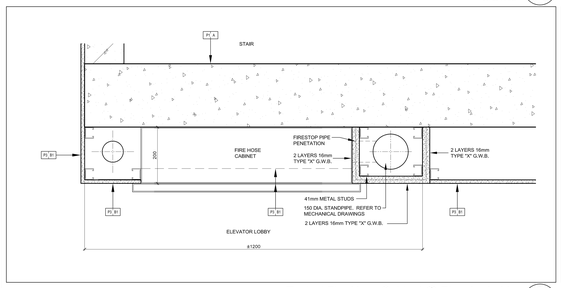

Typical Fire Hose Cabinet @ Elevator Lobby 6
SCALE N.T.S. A7-20

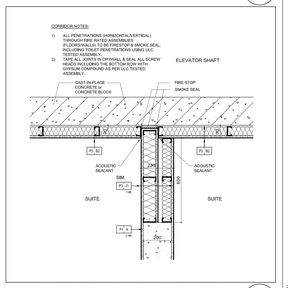

Elevator Shaft to Suite Demising Wall 2
SCALE N.T.S. A7-20

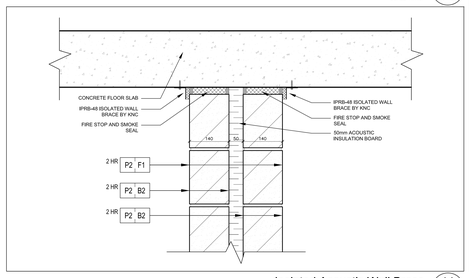

Isolated Acoustic Wall Brace 14
SCALE N.T.S. A7-20

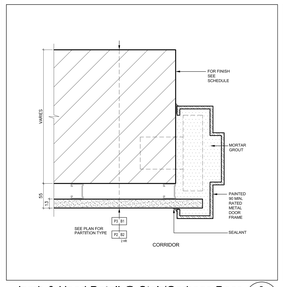

Jamb & Head Detail @ Stair/Garbage Door 9
SCALE N.T.S. A7-20

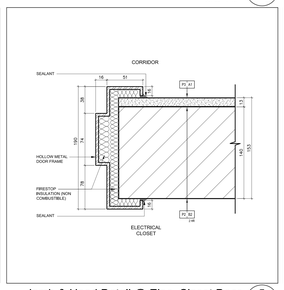

Jamb & Head Detail @ Elec. Closet Door 5
SCALE N.T.S. A7-20

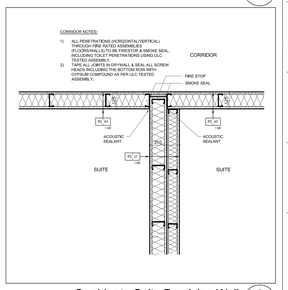

Corridor to Suite Demising Wall 1
SCALE N.T.S. A7-20

Contractor Must Check And Verify All Dimensions On The Job.

Do Not Scale The Drawings.

All Drawings, Specifications And Related Documents Are The Copyright Of The Architect And Must Be Returned Upon Request.

Reproduction Of Drawings, Specifications And Related Documents In Part Or Whole Is Forbidden Without The Architects Written Permission.

The Drawing Is Not To Be Used For Construction Until Signed By The Architect.

Date: October 2, 2015

SEAL NOT IN USE UNTIL TO BE VALID
Pricing Set

PRICING SET
October 2, 2015

KIRKOR ARCHITECTS + PLANNERS
20 Martin Ross Avenue, Toronto, Ontario, M3J 2K8
T.416.665.6065, F.416.665.1234, www.kirkorarchitects.com

No.	Revision	Date
2.	Building Permit	June 12, 2015
1.	Waterfront Toronto Review	May 1, 2015
No.	Issued For	Date

AQUAVISTA
AT BAYSIDE TORONTO

Drawing Title
Typical Plan & Section Details

Project
Hines TRIDEL
AQUAVISTA
Block 3 - R3 & R4
263 Queens Quay East
Toronto, ON

Scale	N.T.S.
Drawn by	S.D.
Checked by	C.A.
Project No.	13148
Date	October 2, 2015
Drawing No.	A7-20