

## AQUAVISTA - ELECTRICAL PLAN

The Electrical Plan is a representation of a typical suite layout only. Its purpose is to show approximate electrical locations which are subject to change without notice as a result of the construction process and per the Agreement of Purchase and Sale.

All electrical items are placed at the Vendors discretion which is governed by Provincial and Municipal regulatory codes and in collaboration with professional consultants. Generally, ceiling light fixtures are placed to the approximate centre of the functional space of the room regardless of the bulkhead locations. Capped ceiling outlets, as an exception, are specifically dimensioned per below and may vary by approximately 6" in any direction of the specification due to structural limitations.

All Customers' requested Personal Selection revisions will be included in a Personal Selections Addendum and Schedule C floor plan which is formally approved by the Customer and Vendor and accepted for construction after payment. If an accepted Electrical Personal Selection requires notification or elimination as a result of the construction process than the Customer will be rebated the cost of the Selection as outlined in detail in the Agreement of Purchase & Sale.

The Electrical Plan does not reflect and should not be used to demonstrate any changes to suite design made by the Customer or the Vendor.

Municipal Suite # 201

Suite Type 1E+DT

Suite #

**Legend:**

	ERV		Pot Light		ERV Switch		Switch Outlet		Weatherproof Receptacle		T-Slot duplex Receptacle		Key Pad		Track Light
	Suite Electrical Panel		Light Fixture		Capped Outlet		Duplex Receptacle		Duplex Receptacle with GFI (Ground Fault Interruptor)		Telephone Outlet		Multiport Outlet		Hose Bib
	Telecom Panel		Switch		Return Air		Wall Mount Light		Cable Outlet		Thermostat		Under Counter Lighting Connection		Capped Gas Line

All electrical symbols will be reviewed at the time of your electrical appointment however not all are represented in the legend above. Combination Smoke Alarm and CO Detector to be installed where applicable.

Area shaded in grey and /or hatched represents bulkheads and dropped ceiling for reference only. Location and size of bulkhead and dropped ceiling may vary and are subject to change.

Thermostat locations are approximate and are shown for reference.

Sprinkler system will be included in your suite as required by the Ontario Building Code. The location of sprinkler heads throughout the ceiling and/or bulkheads are determined by Professional Consultant. Please refer to sentence 6.7 in Schedule B of Agreement of Purchase and Sale.

Acknowledge that I have reviewed the above Electrical Plan, and understand that it is subject to change without notice. E. & O.E. June, 2016

I request changes to the electrical plan

Purchaser Name \_\_\_\_\_

I do not request changes to the electrical plan

Purchaser Signature \_\_\_\_\_ Date \_\_\_\_\_

## AQUAVISTA - ELECTRICAL PLAN

The Electrical Plan is a representation of a typical suite layout only. Its purpose is to show approximate electrical locations which are subject to change without notice as a result of the construction process and per the Agreement of Purchase and Sale.

All electrical items are placed at the Vendors discretion which is governed by Provincial and Municipal regulatory codes and in collaboration with professional consultants. Generally, ceiling light fixtures are placed to the approximate centre of the functional space of the room regardless of the bulkhead locations. Capped ceiling outlets, as an exception, are specifically dimensioned per below and may vary by approximately 6" in any direction of the specification due to structural limitations.

All Customers' requested Personal Selection revisions will be included in a Personal Selections Addendum and Schedule C floor plan which is formally approved by the Customer and Vendor and accepted for construction after payment. If an accepted Electrical Personal Selection requires notification or elimination as a result of the construction process than the Customer will be rebated the cost of the Selection requires notification or elimination as a result of the construction process than the Customer will be rebated the cost of the Personal Selection as outlined in detail in the Agreement of Purchase & Sale.

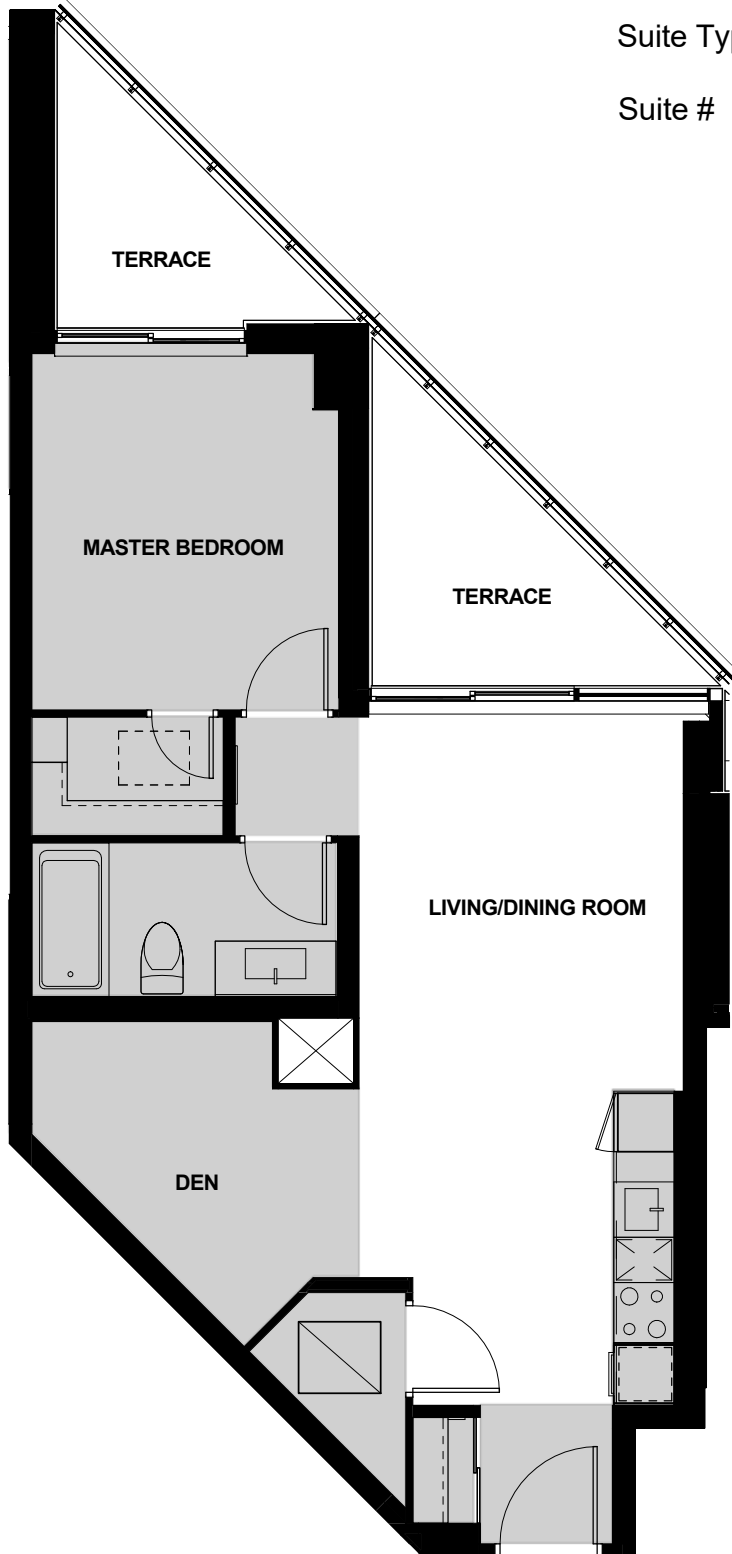
The Electrical Plan does not reflect and should not be used to demonstrate any changes to suite design made by the Customer or the Vendor.

Municipal Suite # 202

Suite Type

1F+DT

Suite #



**Legend:**

	ERV		Pot Light		ERV Switch		Switch Outlet		Weatherproof Receptacle		T-Slot duplex Receptacle		Key Pad		Track Light
	Suite Electrical Panel		Light Fixture		Capped Outlet		Duplex Receptacle		Duplex Receptacle with GFI (Ground Fault Interruptor)		Telephone Outlet		Multiport Outlet		Hose Bib
	Telecom Panel		Switch		Return Air		Wall Mount Light		Cable Outlet		Thermostat		Under Counter Lighting Connection		Capped Gas Line

All electrical symbols will be reviewed at the time of your electrical appointment however not all are represented in the legend above. Combination Smoke Alarm and CO Detector to be installed where applicable.

Area shaded in grey and /or hatched represents bulkheads and dropped ceiling for reference only. Location and size of bulkhead and dropped ceiling may vary and are subject to change.

Thermostat locations are approximate and are shown for reference.

Sprinkler system will be included in your suite as required by the Ontario Building Code. The location of sprinkler heads throughout the ceiling and/or bulkheads are determined by Professional Consultant. Please refer to sentence 6.7 in Schedule B of Agreement of Purchase and Sale.

Acknowledge that I have reviewed the above Electrical Plan, and understand that it is subject to change without notice. E. & O.E. June, 2016

I request changes to the electrical plan

Purchaser Name \_\_\_\_\_

I do not request changes to the electrical plan

Purchaser Signature \_\_\_\_\_ Date \_\_\_\_\_

## AQUAVISTA - ELECTRICAL PLAN

The Electrical Plan is a representation of a typical suite layout only. Its purpose is to show approximate electrical locations which are subject to change without notice as a result of the construction process and per the Agreement of Purchase and Sale.

All electrical items are placed at the Vendors discretion which is governed by Provincial and Municipal regulatory codes and in collaboration with professional consultants. Generally, ceiling light fixtures are placed to the approximate centre of the functional space of the room regardless of the bulkhead locations. Capped ceiling outlets, as an exception, are specifically dimensioned per below and may vary by approximately 6" in any direction of the specification due to structural limitations.

All Customers' requested Personal Selection revisions will be included in a Personal Selections Addendum and Schedule C floor plan which is formally approved by the Customer and Vendor and accepted for construction after payment. If an accepted Electrical Personal Selection requires notification or elimination as a result of the construction process than the Customer will be rebated the cost of the Selection as outlined in detail in the Agreement of Purchase & Sale.

The Electrical Plan does not reflect and should not be used to demonstrate any changes to suite design made by the Customer or the Vendor.

Municipal Suite # 203

Suite Type

S6T

Suite #



**Legend:**

	ERV		Pot Light		ERV Switch		Switch Outlet		Weatherproof Receptacle		T-Slot duplex Receptacle		Key Pad		Track Light
	Suite Electrical Panel		Light Fixture		Capped Outlet		Duplex Receptacle		Duplex Receptacle with GFI (Ground Fault Interruptor)		Telephone Outlet		Multipoint Outlet		Hose Bib
	Telecom Panel		Switch		Return Air		Wall Mount Light		Cable Outlet		Thermostat		Under Counter Lighting Connection		Capped Gas Line

All electrical symbols will be reviewed at the time of your electrical appointment however not all are represented in the legend above. Combination Smoke Alarm and CO Detector to be installed where applicable.

Area shaded in grey and /or hatched represents bulkheads and dropped ceiling for reference only. Location and size of bulkhead and dropped ceiling may vary and are subject to change.

Thermostat locations are approximate and are shown for reference.

Sprinkler system will be included in your suite as required by the Ontario Building Code. The location of sprinkler heads throughout the ceiling and/or bulkheads are determined by Professional Consultant. Please refer to sentence 6.7 in Schedule B of Agreement of Purchase and Sale.

Acknowledge that I have reviewed the above Electrical Plan, and understand that it is subject to change without notice. E. & O.E. June, 2016

I request changes to the electrical plan

Purchaser Name \_\_\_\_\_

I do not request changes to the electrical plan

Purchaser Signature \_\_\_\_\_ Date \_\_\_\_\_

## AQUAVISTA - ELECTRICAL PLAN

The Electrical Plan is a representation of a typical suite layout only. Its purpose is to show approximate electrical locations which are subject to change without notice as a result of the construction process and per the Agreement of Purchase and Sale.

All electrical items are placed at the Vendors discretion which is governed by Provincial and Municipal regulatory codes and in collaboration with professional consultants. Generally, ceiling light fixtures are placed to the approximate centre of the functional space of the room regardless of the bulkhead locations. Capped ceiling outlets, as an exception, are specifically dimensioned per below and may vary by approximately 6" in any direction of the specification due to structural limitations.

All Customers' requested Personal Selection revisions will be included in a Personal Selections Addendum and Schedule C floor plan which is formally approved by the Customer and Vendor and accepted for construction after payment. If an accepted Electrical Personal Selection requires notification or elimination as a result of the construction process than the Customer will be rebated the cost of the Selection requires notification or elimination as a result of the construction process than the Customer will be rebated the cost of the Personal Selection as outlined in detail in the Agreement of Purchase & Sale.

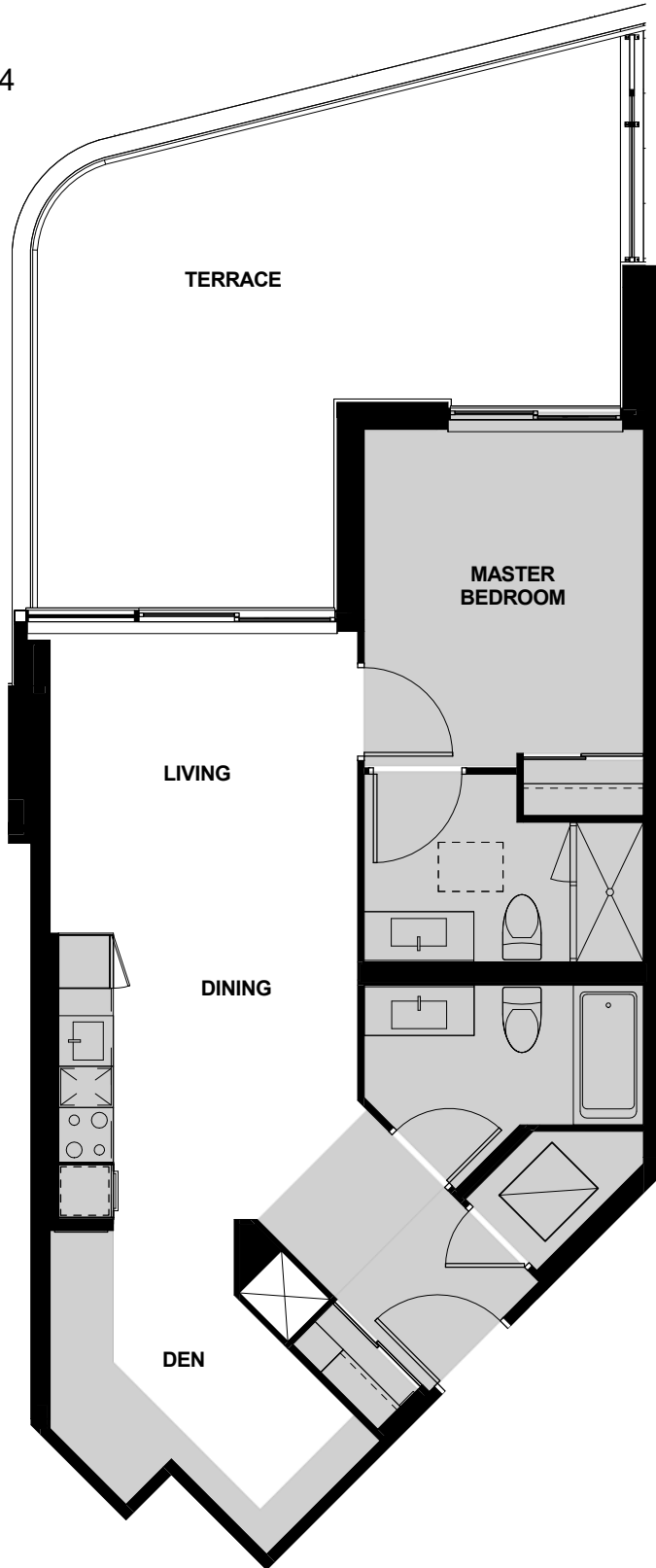
The Electrical Plan does not reflect and should not be used to demonstrate any changes to suite design made by the Customer or the Vendor.

Municipal Suite # 204

Suite Type

1J+DT

Suite #



**Legend:**

	ERV		Pot Light		ERV Switch		Switch Outlet		Weatherproof Receptacle		T-Slot duplex Receptacle		Key Pad		Track Light
	Suite Electrical Panel		Light Fixture		Capped Outlet		Duplex Receptacle		Duplex Receptacle with GFI (Ground Fault Interruptor)		Telephone Outlet		Multiport Outlet		Hose Bib
	Telecom Panel		Switch		Return Air		Wall Mount Light		Cable Outlet		Thermostat		Under Counter Lighting Connection		Capped Gas Line

All electrical symbols will be reviewed at the time of your electrical appointment however not all are represented in the legend above. Combination Smoke Alarm and CO Detector to be installed where applicable.

Area shaded in grey and /or hatched represents bulkheads and dropped ceiling for reference only. Location and size of bulkhead and dropped ceiling may vary and are subject to change.

Thermostat locations are approximate and are shown for reference.

Sprinkler system will be included in your suite as required by the Ontario Building Code. The location of sprinkler heads throughout the ceiling and/or bulkheads are determined by Professional Consultant. Please refer to sentence 6.7 in Schedule B of Agreement of Purchase and Sale.

Acknowledge that I have reviewed the above Electrical Plan, and understand that it is subject to change without notice. E. & O.E. June, 2016

I request changes to the electrical plan

Purchaser Name \_\_\_\_\_

I do not request changes to the electrical plan

Purchaser Signature \_\_\_\_\_ Date \_\_\_\_\_

## AQUAVISTA - ELECTRICAL PLAN

The Electrical Plan is a representation of a typical suite layout only. Its purpose is to show approximate electrical locations which are subject to change without notice as a result of the construction process and per the Agreement of Purchase and Sale.

All electrical items are placed at the Vendors discretion which is governed by Provincial and Municipal regulatory codes and in collaboration with professional consultants. Generally, ceiling light fixtures are placed to the approximate centre of the functional space of the room regardless of the bulkhead locations. Capped ceiling outlets, as an exception, are specifically dimensioned per below and may vary by approximately 6" in any direction of the specification due to structural limitations.

All Customers' requested Personal Selection revisions will be included in a Personal Selections Addendum and Schedule C floor plan which is formally approved by the Customer and Vendor and accepted for construction after payment. If an accepted Electrical Personal Selection requires notification or elimination as a result of the construction process than the Customer will be rebated the cost of the Selection requires notification or elimination as a result of the construction process than the Customer will be rebated the cost of the Personal Selection as outlined in detail in the Agreement of Purchase & Sale.

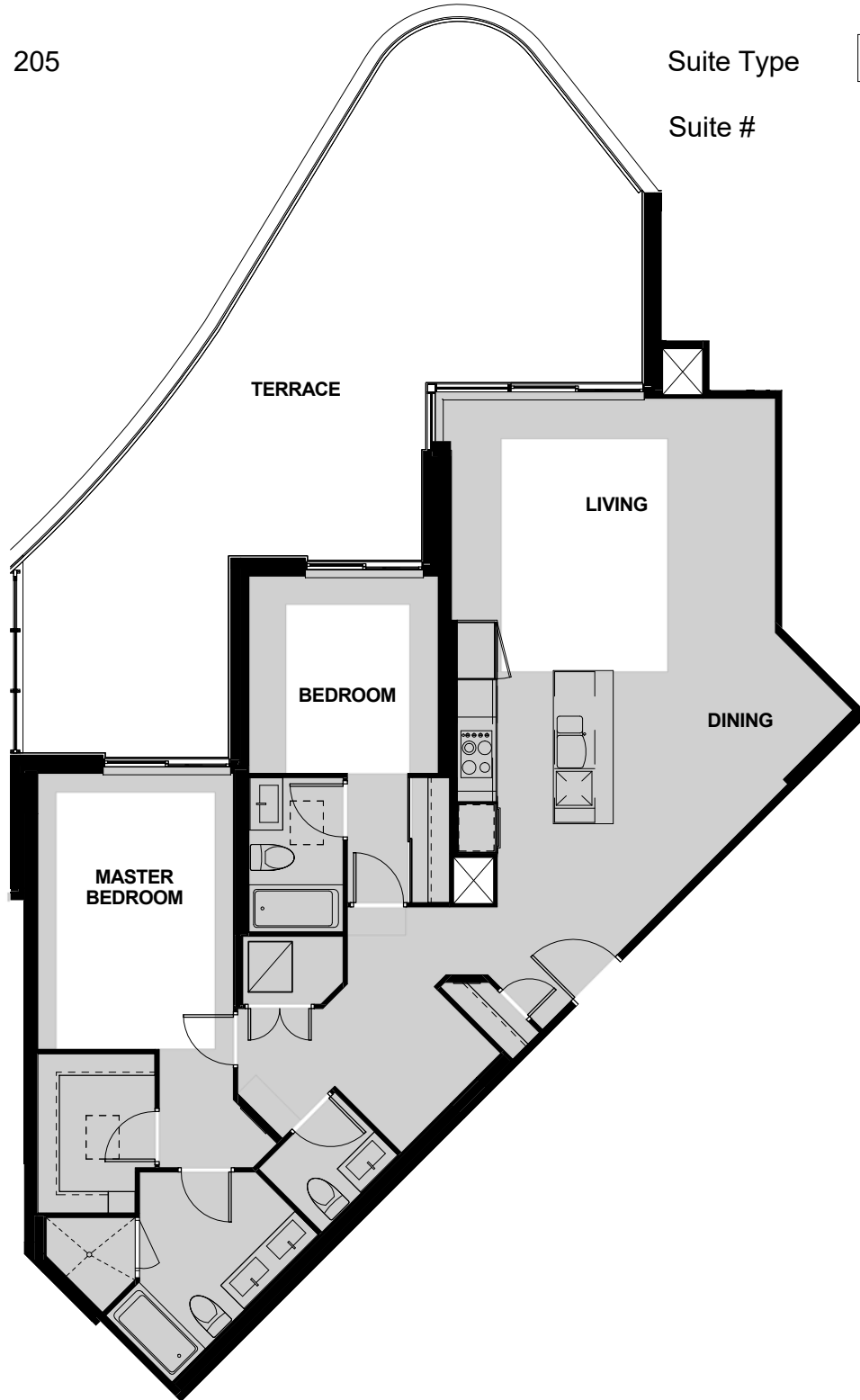
The Electrical Plan does not reflect and should not be used to demonstrate any changes to suite design made by the Customer or the Vendor.

Municipal Suite # 205

Suite Type

S3T

Suite #



**Legend:**

	ERV		Pot Light		ERV Switch		Switch Outlet		Weatherproof Receptacle		T-Slot duplex Receptacle		Key Pad		Track Light
	Suite Electrical Panel		Light Fixture		Capped Outlet		Duplex Receptacle		Duplex Receptacle with GFI (Ground Fault Interruptor)		Telephone Outlet		Multiport Outlet		Hose Bib
	Telecom Panel		Switch		Return Air		Wall Mount Light		Cable Outlet		Thermostat		Under Counter Lighting Connection		Capped Gas Line

All electrical symbols will be reviewed at the time of your electrical appointment however not all are represented in the legend above. Combination Smoke Alarm and CO Detector to be installed where applicable.

Area shaded in grey and /or hatched represents bulkheads and dropped ceiling for reference only. Location and size of bulkhead and dropped ceiling may vary and are subject to change.

Thermostat locations are approximate and are shown for reference.

Sprinkler system will be included in your suite as required by the Ontario Building Code. The location of sprinkler heads throughout the ceiling and/or bulkheads are determined by Professional Consultant. Please refer to sentence 6.7 in Schedule B of Agreement of Purchase and Sale.

Acknowledge that I have reviewed the above Electrical Plan, and understand that it is subject to change without notice. E. & O.E. June, 2016

I request changes to the electrical plan

Purchaser Name \_\_\_\_\_

I do not request changes to the electrical plan

Purchaser Signature \_\_\_\_\_ Date \_\_\_\_\_

## AQUAVISTA - ELECTRICAL PLAN

The Electrical Plan is a representation of a typical suite layout only. Its purpose is to show approximate electrical locations which are subject to change without notice as a result of the construction process and per the Agreement of Purchase and Sale.

All electrical items are placed at the Vendors discretion which is governed by Provincial and Municipal regulatory codes and in collaboration with professional consultants. Generally, ceiling light fixtures are placed to the approximate centre of the functional space of the room regardless of the bulkhead locations. Capped ceiling outlets, as an exception, are specifically dimensioned per below and may vary by approximately 6" in any direction of the specification due to structural limitations.

All Customers' requested Personal Selection revisions will be included in a Personal Selections Addendum and Schedule C floor plan which is formally approved by the Customer and Vendor and accepted for construction after payment. If an accepted Electrical Personal Selection requires notification or elimination as a result of the construction process than the Customer will be rebated the cost of the Selection requires notification or elimination as a result of the construction process than the Customer will be rebated the cost of the Personal Selection as outlined in detail in the Agreement of Purchase & Sale.

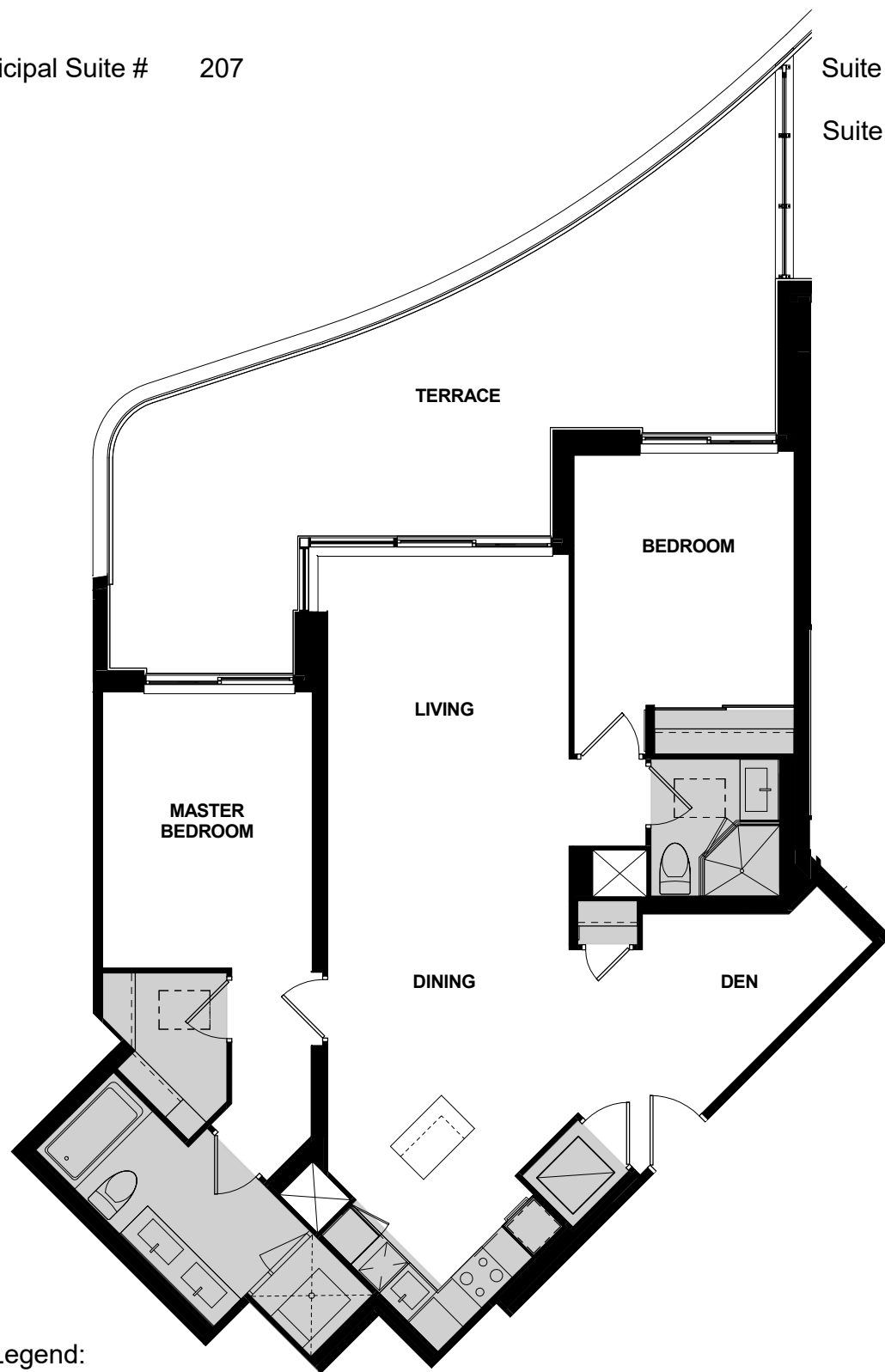
The Electrical Plan does not reflect and should not be used to demonstrate any changes to suite design made by the Customer or the Vendor.

Municipal Suite # 207

Suite Type

2KT

Suite #



**Legend:**

	ERV		Pot Light		ERV Switch		Switch Outlet		Weatherproof Receptacle		T-Slot duplex Receptacle		Key Pad		Track Light
	Suite Electrical Panel		Light Fixture		Capped Outlet		Duplex Receptacle		Duplex Receptacle with GFI (Ground Fault Interruptor)		Telephone Outlet		Multiport Outlet		Hose Bib
	Telecom Panel		Switch		Return Air		Wall Mount Light		Cable Outlet		Thermostat		Under Counter Lighting Connection		Capped Gas Line

All electrical symbols will be reviewed at the time of your electrical appointment however not all are represented in the legend above. Combination Smoke Alarm and CO Detector to be installed where applicable.

Area shaded in grey and /or hatched represents bulkheads and dropped ceiling for reference only. Location and size of bulkhead and dropped ceiling may vary and are subject to change.

Thermostat locations are approximate and are shown for reference.

Sprinkler system will be included in your suite as required by the Ontario Building Code. The location of sprinkler heads throughout the ceiling and/or bulkheads are determined by Professional Consultant. Please refer to sentence 6.7 in Schedule B of Agreement of Purchase and Sale.

Acknowledge that I have reviewed the above Electrical Plan, and understand that it is subject to change without notice. E. & O.E. June, 2016

I request changes to the electrical plan

Purchaser Name \_\_\_\_\_

I do not request changes to the electrical plan

Purchaser Signature \_\_\_\_\_ Date \_\_\_\_\_

# AQUAVISTA

AT BAYSIDE TORONTO

## AQUAVISTA - ELECTRICAL PLAN

The Electrical Plan is a representation of a typical suite layout only. Its purpose is to show approximate electrical locations which are subject to change without notice as a result of the construction process and per the Agreement of Purchase and Sale.

All electrical items are placed at the Vendors discretion which is governed by Provincial and Municipal regulatory codes and in collaboration with professional consultants. Generally, ceiling light fixtures are placed to the approximate centre of the functional space of the room regardless of the bulkhead locations. Capped ceiling outlets, as an exception, are specifically dimensioned per below and may vary by approximately 6" in any direction of the specification due to structural limitations.

All Customers' requested Personal Selection revisions will be included in a Personal Selections Addendum and Schedule C floor plan which is formally approved by the Customer and Vendor and accepted for construction after payment. If an accepted Electrical Personal Selection requires notification or elimination as a result of the construction process than the Customer will be rebated the cost of the Selection requires notification or elimination as a result of the construction process than the Customer will be rebated the cost of the Personal Selection as outlined in detail in the Agreement of Purchase & Sale.

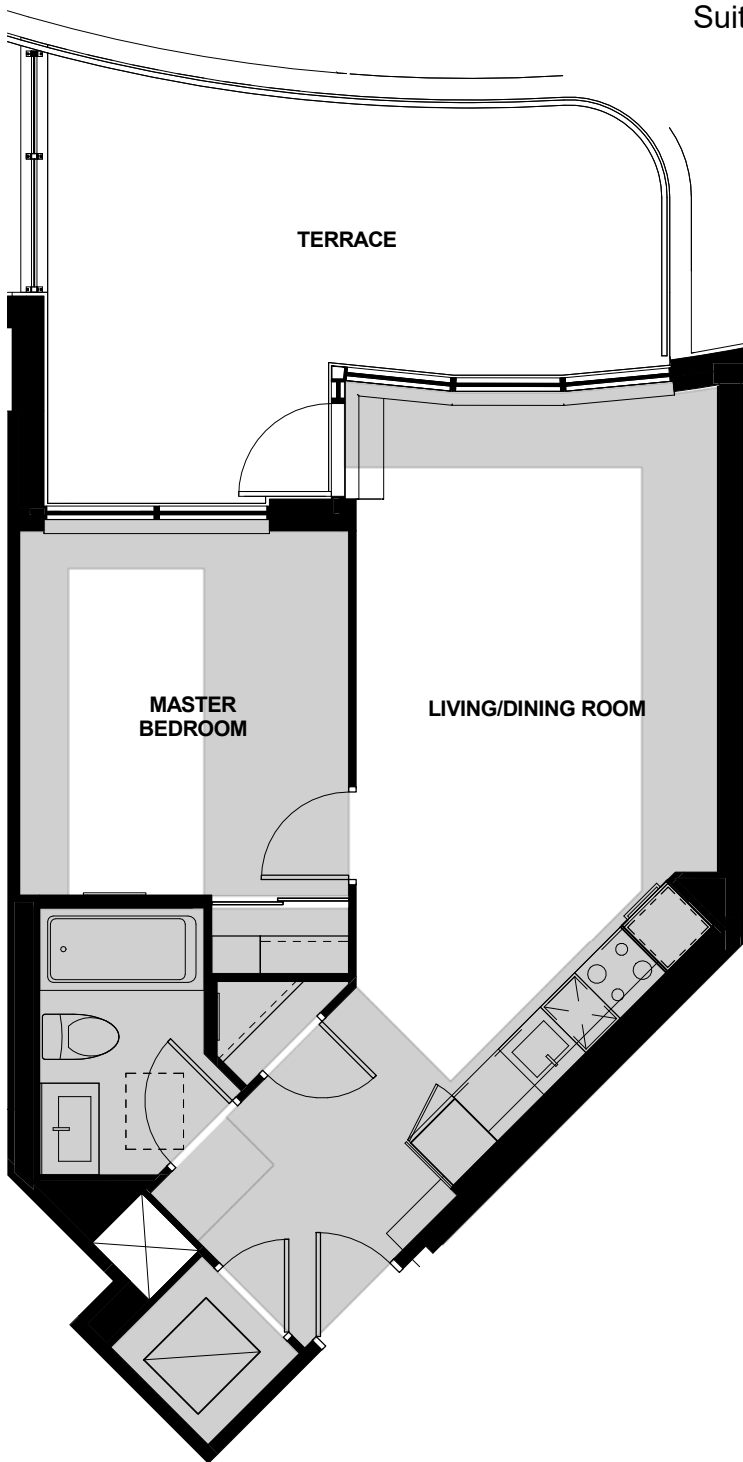
The Electrical Plan does not reflect and should not be used to demonstrate any changes to suite design made by the Customer or the Vendor.

Municipal Suite # 211

Suite Type

2HT

Suite #



### Legend:

	ERV		Pot Light		ERV Switch		Switch Outlet		Weatherproof Receptacle		T-Slot duplex Receptacle		Key Pad		Track Light
	Suite Electrical Panel		Light Fixture		Capped Outlet		Duplex Receptacle		Duplex Receptacle with GFI (Ground Fault Interruptor)		Telephone Outlet		Multiport Outlet		Hose Bib
	Telecom Panel		Switch		Return Air		Wall Mount Light		Cable Outlet		Thermostat		Under Counter Lighting Connection		Capped Gas Line

All electrical symbols will be reviewed at the time of your electrical appointment however not all are represented in the legend above. Combination Smoke Alarm and CO Detector to be installed where applicable.

Area shaded in grey and /or hatched represents bulkheads and dropped ceiling for reference only. Location and size of bulkhead and dropped ceiling may vary and are subject to change.

Thermostat locations are approximate and are shown for reference.

Sprinkler system will be included in your suite as required by the Ontario Building Code. The location of sprinkler heads throughout the ceiling and/or bulkheads are determined by Professional Consultant. Please refer to sentence 6.7 in Schedule B of Agreement of Purchase and Sale.

Acknowledge that I have reviewed the above Electrical Plan, and understand that it is subject to change without notice. E. & O.E. June, 2016

I request changes to the electrical plan

Purchaser Name \_\_\_\_\_

I do not request changes to the electrical plan

Purchaser Signature \_\_\_\_\_ Date \_\_\_\_\_

## AQUAVISTA - ELECTRICAL PLAN

The Electrical Plan is a representation of a typical suite layout only. Its purpose is to show approximate electrical locations which are subject to change without notice as a result of the construction process and per the Agreement of Purchase and Sale.

All electrical items are placed at the Vendors discretion which is governed by Provincial and Municipal regulatory codes and in collaboration with professional consultants. Generally, ceiling light fixtures are placed to the approximate centre of the functional space of the room regardless of the bulkhead locations. Capped ceiling outlets, as an exception, are specifically dimensioned per below and may vary by approximately 6" in any direction of the specification due to structural limitations.

All Customers' requested Personal Selection revisions will be included in a Personal Selections Addendum and Schedule C floor plan which is formally approved by the Customer and Vendor and accepted for construction after payment. If an accepted Electrical Personal Selection requires notification or elimination as a result of the construction process than the Customer will be rebated the cost of the Selection requires notification or elimination as a result of the construction process than the Customer will be rebated the cost of the Personal Selection as outlined in detail in the Agreement of Purchase & Sale.

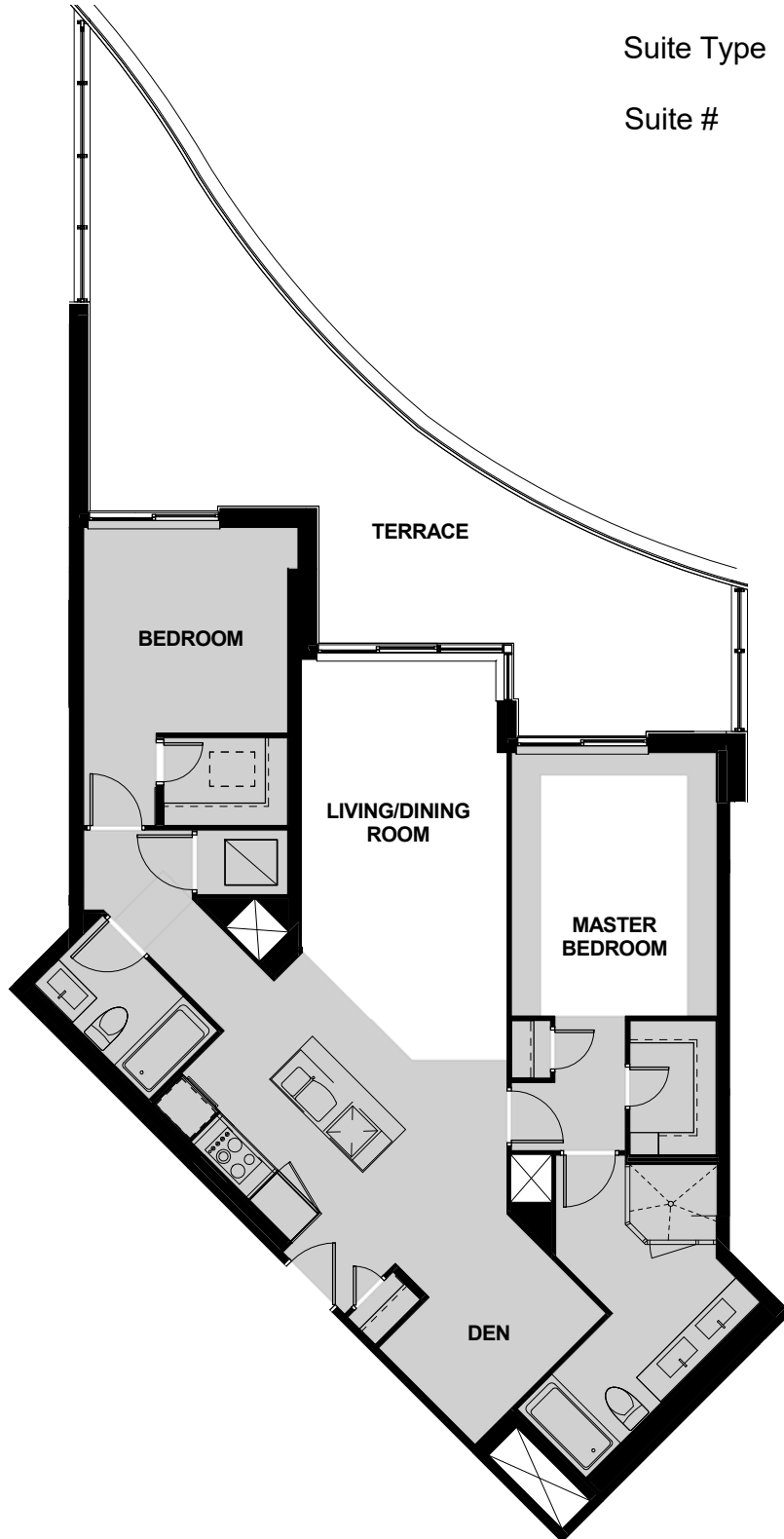
The Electrical Plan does not reflect and should not be used to demonstrate any changes to suite design made by the Customer or the Vendor.

Municipal Suite # 212

Suite Type

S1T

Suite #



**Legend:**

	ERV		Pot Light		ERV Switch		Switch Outlet		Weatherproof Receptacle		T-Slot duplex Receptacle		Key Pad		Track Light
	Suite Electrical Panel		Light Fixture		Capped Outlet		Duplex Receptacle		Duplex Receptacle with GFI (Ground Fault Interruptor)		Telephone Outlet		Multiport Outlet		Hose Bib
	Telecom Panel		Switch		Return Air		Wall Mount Light		Cable Outlet		Thermostat		Under Counter Lighting Connection		Capped Gas Line

All electrical symbols will be reviewed at the time of your electrical appointment however not all are represented in the legend above. Combination Smoke Alarm and CO Detector to be installed where applicable.

Area shaded in grey and /or hatched represents bulkheads and dropped ceiling for reference only. Location and size of bulkhead and dropped ceiling may vary and are subject to change.

Thermostat locations are approximate and are shown for reference.

Sprinkler system will be included in your suite as required by the Ontario Building Code. The location of sprinkler heads throughout the ceiling and/or bulkheads are determined by Professional Consultant. Please refer to sentence 6.7 in Schedule B of Agreement of Purchase and Sale.

Acknowledge that I have reviewed the above Electrical Plan, and understand that it is subject to change without notice. E. & O.E. June, 2016

I request changes to the electrical plan

Purchaser Name \_\_\_\_\_

I do not request changes to the electrical plan

Purchaser Signature \_\_\_\_\_ Date \_\_\_\_\_

## AQUAVISTA - ELECTRICAL PLAN

The Electrical Plan is a representation of a typical suite layout only. Its purpose is to show approximate electrical locations which are subject to change without notice as a result of the construction process and per the Agreement of Purchase and Sale.

All electrical items are placed at the Vendors discretion which is governed by Provincial and Municipal regulatory codes and in collaboration with professional consultants. Generally, ceiling light fixtures are placed to the approximate centre of the functional space of the room regardless of the bulkhead locations. Capped ceiling outlets, as an exception, are specifically dimensioned per below and may vary by approximately 6" in any direction of the specification due to structural limitations.

All Customers' requested Personal Selection revisions will be included in a Personal Selections Addendum and Schedule C floor plan which is formally approved by the Customer and Vendor and accepted for construction after payment. If an accepted Electrical Personal Selection requires notification or elimination as a result of the construction process than the Customer will be rebated the cost of the Selection requires notification or elimination as a result of the construction process than the Customer will be rebated the cost of the Personal Selection as outlined in detail in the Agreement of Purchase & Sale.

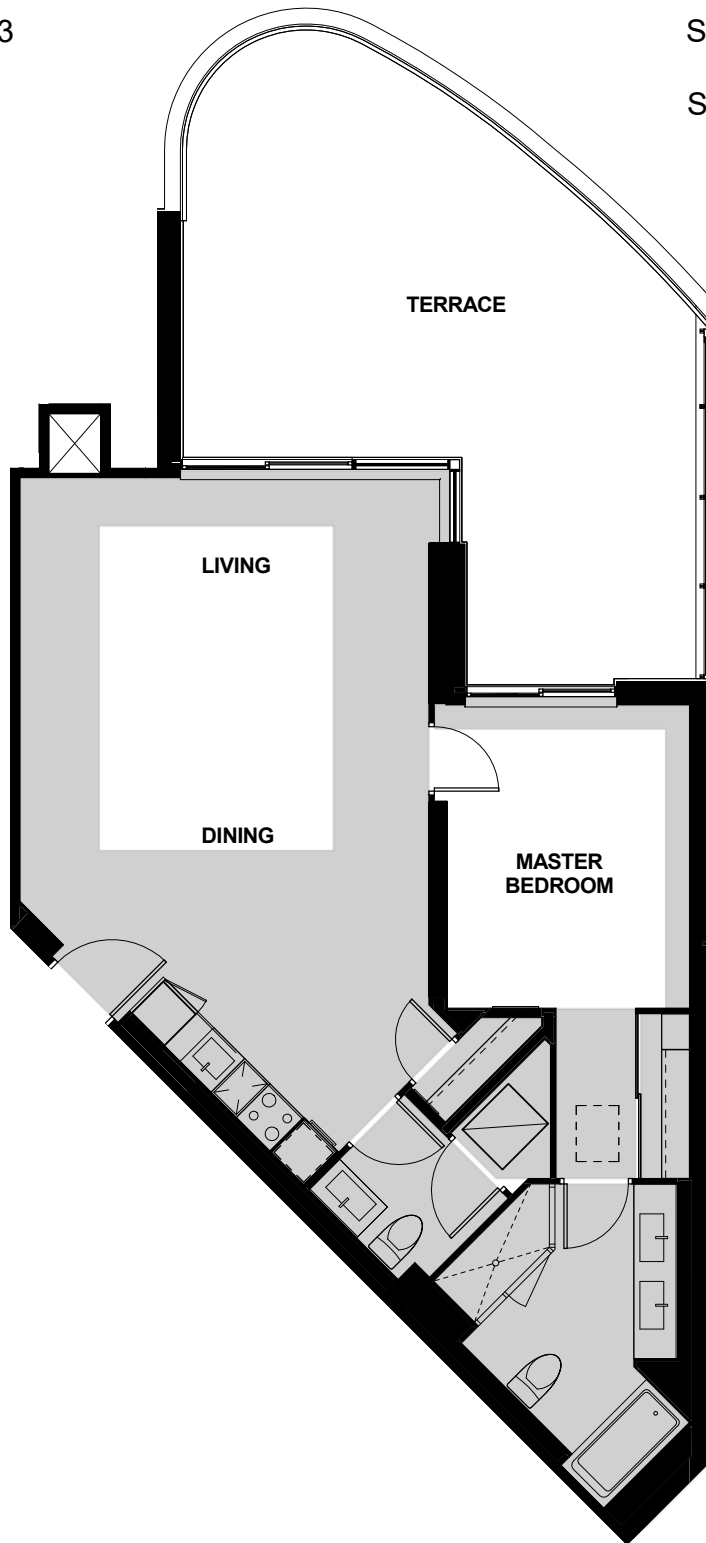
The Electrical Plan does not reflect and should not be used to demonstrate any changes to suite design made by the Customer or the Vendor.

Municipal Suite # 213

Suite Type

1VT

Suite #



**Legend:**

	ERV		Pot Light		ERV Switch		Switch Outlet		Weatherproof Receptacle		T-Slot duplex Receptacle		Key Pad		Track Light
	Suite Electrical Panel		Light Fixture		Capped Outlet		Duplex Receptacle		Duplex Receptacle with GFI (Ground Fault Interruptor)		Telephone Outlet		Multiport Outlet		Hose Bib
	Telecom Panel		Switch		Return Air		Wall Mount Light		Cable Outlet		Thermostat		Under Counter Lighting Connection		Capped Gas Line

All electrical symbols will be reviewed at the time of your electrical appointment however not all are represented in the legend above. Combination Smoke Alarm and CO Detector to be installed where applicable.

Area shaded in grey and /or hatched represents bulkheads and dropped ceiling for reference only. Location and size of bulkhead and dropped ceiling may vary and are subject to change.

Thermostat locations are approximate and are shown for reference.

Sprinkler system will be included in your suite as required by the Ontario Building Code. The location of sprinkler heads throughout the ceiling and/or bulkheads are determined by Professional Consultant. Please refer to sentence 6.7 in Schedule B of Agreement of Purchase and Sale.

Acknowledge that I have reviewed the above Electrical Plan, and understand that it is subject to change without notice. E. & O.E. June, 2016

I request changes to the electrical plan

Purchaser Name \_\_\_\_\_

I do not request changes to the electrical plan

Purchaser Signature \_\_\_\_\_ Date \_\_\_\_\_

## AQUAVISTA - ELECTRICAL PLAN

The Electrical Plan is a representation of a typical suite layout only. Its purpose is to show approximate electrical locations which are subject to change without notice as a result of the construction process and per the Agreement of Purchase and Sale.

All electrical items are placed at the Vendors discretion which is governed by Provincial and Municipal regulatory codes and in collaboration with professional consultants. Generally, ceiling light fixtures are placed to the approximate centre of the functional space of the room regardless of the bulkhead locations. Capped ceiling outlets, as an exception, are specifically dimensioned per below and may vary by approximately 6" in any direction of the specification due to structural limitations.

All Customers' requested Personal Selection revisions will be included in a Personal Selections Addendum and Schedule C floor plan which is formally approved by the Customer and Vendor and accepted for construction after payment. If an accepted Electrical Personal Selection requires notification or elimination as a result of the construction process than the Customer will be rebated the cost of the Selection requires notification or elimination as a result of the construction process than the Customer will be rebated the cost of the Personal Selection as outlined in detail in the Agreement of Purchase & Sale.

The Electrical Plan does not reflect and should not be used to demonstrate any changes to suite design made by the Customer or the Vendor.

Municipal Suite # 215

Suite Type

2FT

Suite #



**Legend:**

	ERV		Pot Light		ERV Switch		Switch Outlet		Weatherproof Receptacle		T-Slot duplex Receptacle		Key Pad		Track Light
	Suite Electrical Panel		Light Fixture		Capped Outlet		Duplex Receptacle		Duplex Receptacle with GFI (Ground Fault Interruptor)		Telephone Outlet		Multiport Outlet		Hose Bib
	Telecom Panel		Switch		Return Air		Wall Mount Light		Cable Outlet		Thermostat		Under Counter Lighting Connection		Capped Gas Line

All electrical symbols will be reviewed at the time of your electrical appointment however not all are represented in the legend above. Combination Smoke Alarm and CO Detector to be installed where applicable.

Area shaded in grey and /or hatched represents bulkheads and dropped ceiling for reference only. Location and size of bulkhead and dropped ceiling may vary and are subject to change.

Thermostat locations are approximate and are shown for reference.

Sprinkler system will be included in your suite as required by the Ontario Building Code. The location of sprinkler heads throughout the ceiling and/or bulkheads are determined by Professional Consultant. Please refer to sentence 6.7 in Schedule B of Agreement of Purchase and Sale.

Acknowledge that I have reviewed the above Electrical Plan, and understand that it is subject to change without notice. E. & O.E. June, 2016

I request changes to the electrical plan

Purchaser Name \_\_\_\_\_

I do not request changes to the electrical plan

Purchaser Signature \_\_\_\_\_ Date \_\_\_\_\_

## AQUAVISTA - ELECTRICAL PLAN

The Electrical Plan is a representation of a typical suite layout only. Its purpose is to show approximate electrical locations which are subject to change without notice as a result of the construction process and per the Agreement of Purchase and Sale.

All electrical items are placed at the Vendors discretion which is governed by Provincial and Municipal regulatory codes and in collaboration with professional consultants. Generally, ceiling light fixtures are placed to the approximate centre of the functional space of the room regardless of the bulkhead locations. Capped ceiling outlets, as an exception, are specifically dimensioned per below and may vary by approximately 6" in any direction of the specification due to structural limitations.

All Customers' requested Personal Selection revisions will be included in a Personal Selections Addendum and Schedule C floor plan which is formally approved by the Customer and Vendor and accepted for construction after payment. If an accepted Electrical Personal Selection requires notification or elimination as a result of the construction process than the Customer will be rebated the cost of the Selection requires notification or elimination as a result of the construction process than the Customer will be rebated the cost of the Personal Selection as outlined in detail in the Agreement of Purchase & Sale.

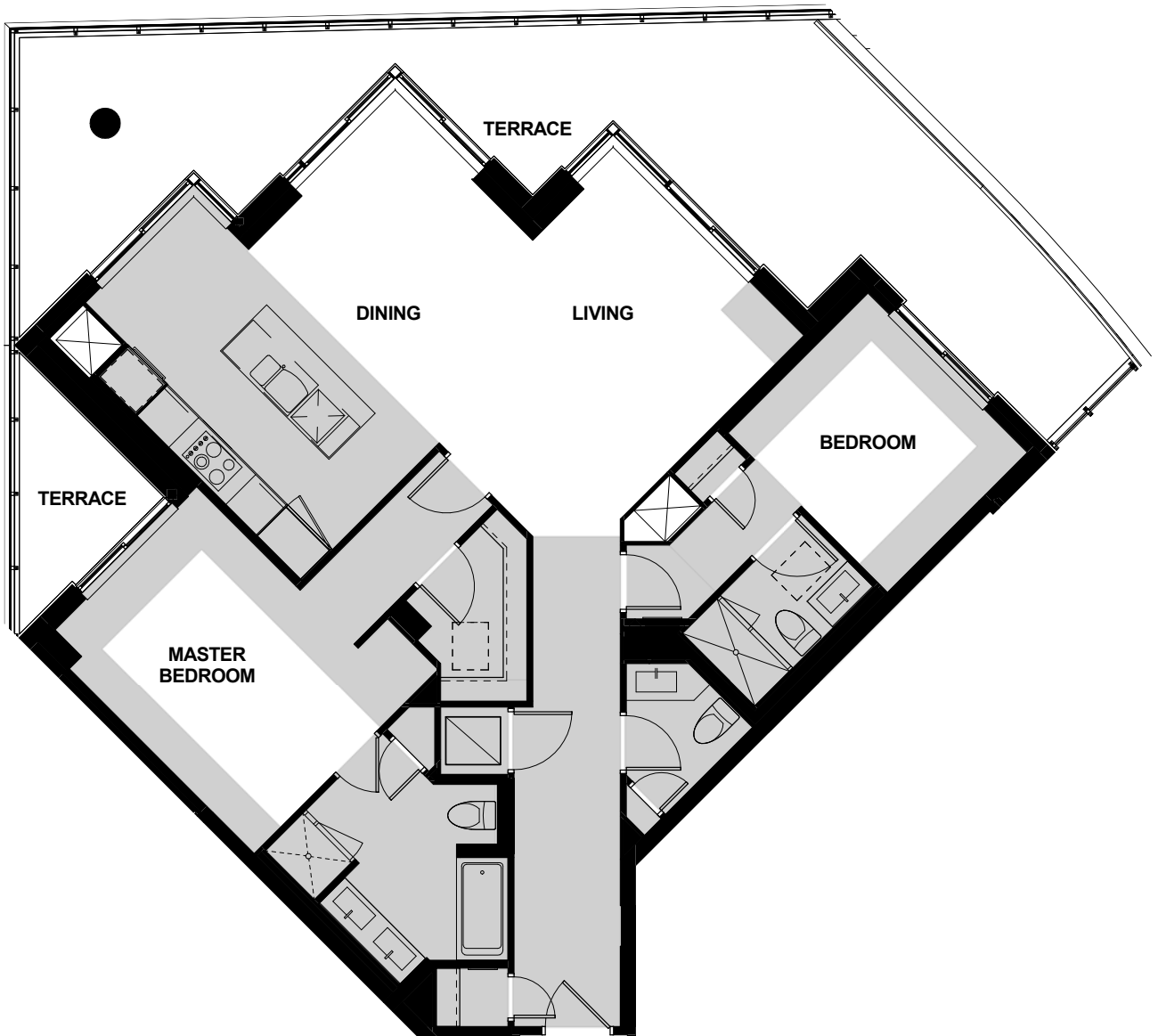
The Electrical Plan does not reflect and should not be used to demonstrate any changes to suite design made by the Customer or the Vendor.

Municipal Suite # 216

Suite Type

S5T

Suite #



**Legend:**

	ERV		Pot Light		ERV Switch		Switch Outlet		Weatherproof Receptacle		T-Slot duplex Receptacle		Key Pad		Track Light
	Suite Electrical Panel		Light Fixture		Capped Outlet		Duplex Receptacle		Duplex Receptacle with GFI (Ground Fault Interruptor)		Telephone Outlet		Multiport Outlet		Hose Bib
	Telecom Panel		Switch		Return Air		Wall Mount Light		Cable Outlet		Thermostat		Under Counter Lighting Connection		Capped Gas Line

All electrical symbols will be reviewed at the time of your electrical appointment however not all are represented in the legend above. Combination Smoke Alarm and CO Detector to be installed where applicable.

Area shaded in grey and /or hatched represents bulkheads and dropped ceiling for reference only. Location and size of bulkhead and dropped ceiling may vary and are subject to change.

Thermostat locations are approximate and are shown for reference.

Sprinkler system will be included in your suite as required by the Ontario Building Code. The location of sprinkler heads throughout the ceiling and/or bulkheads are determined by Professional Consultant. Please refer to sentence 6.7 in Schedule B of Agreement of Purchase and Sale.

Acknowledge that I have reviewed the above Electrical Plan, and understand that it is subject to change without notice. E. & O.E. June, 2016

I request changes to the electrical plan

Purchaser Name \_\_\_\_\_

I do not request changes to the electrical plan

Purchaser Signature \_\_\_\_\_ Date \_\_\_\_\_

# AQUAVISTA

AT BAYSIDE TORONTO

## AQUAVISTA - ELECTRICAL PLAN

The Electrical Plan is a representation of a typical suite layout only. Its purpose is to show approximate electrical locations which are subject to change without notice as a result of the construction process and per the Agreement of Purchase and Sale.

All electrical items are placed at the Vendors discretion which is governed by Provincial and Municipal regulatory codes and in collaboration with professional consultants. Generally, ceiling light fixtures are placed to the approximate centre of the functional space of the room regardless of the bulkhead locations. Capped ceiling outlets, as an exception, are specifically dimensioned per below and may vary by approximately 6" in any direction of the specification due to structural limitations.

All Customers' requested Personal Selection revisions will be included in a Personal Selections Addendum and Schedule C floor plan which is formally approved by the Customer and Vendor and accepted for construction after payment. If an accepted Electrical Personal Selection requires notification or elimination as a result of the construction process than the Customer will be rebated the cost of the Selection requires notification or elimination as a result of the construction process than the Customer will be rebated the cost of the Personal Selection as outlined in detail in the Agreement of Purchase & Sale.

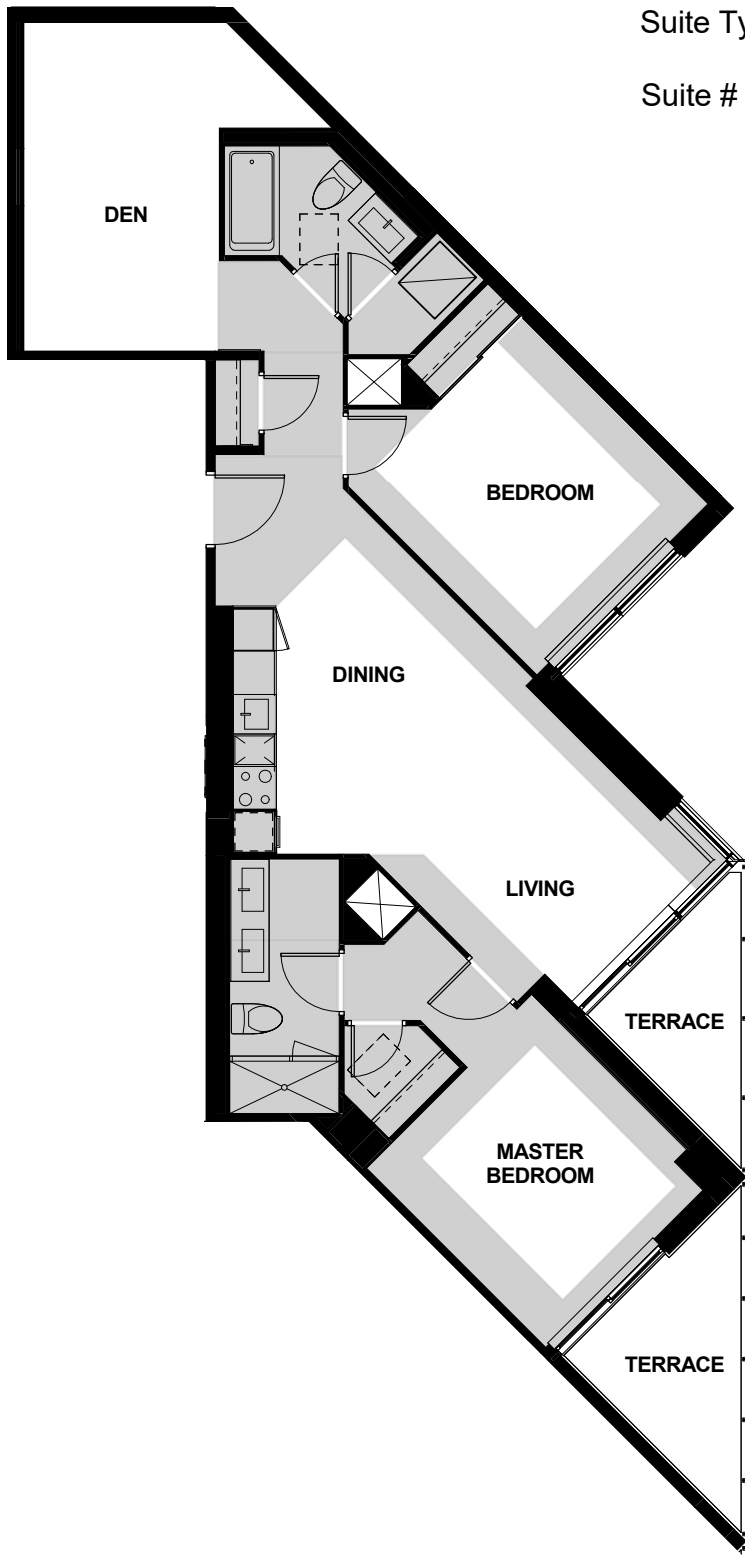
The Electrical Plan does not reflect and should not be used to demonstrate any changes to suite design made by the Customer or the Vendor.

Municipal Suite # 217

Suite Type

2L+DT

Suite #



### Legend:

ERV	Pot Light	ERV Switch	Switch Outlet	WP Weatherproof Receptacle	T-Slot duplex Receptacle	KP Key Pad	Track Light
SP Suite Electrical Panel	Light Fixture	Capped Outlet	Duplex Receptacle	Duplex Receptacle with GFI (Ground Fault Interruptor)	Telephone Outlet	MP Multiport Outlet	Hose Bib
TC Telecom Panel	Switch	Return Air	Wall Mount Light	Cable Outlet	Thermostat	Under Counter Lighting Connection	Capped Gas Line

All electrical symbols will be reviewed at the time of your electrical appointment however not all are represented in the legend above. Combination Smoke Alarm and CO Detector to be installed where applicable.

Area shaded in grey and /or hatched represents bulkheads and dropped ceiling for reference only. Location and size of bulkhead and dropped ceiling may vary and are subject to change.

Thermostat locations are approximate and are shown for reference.

Sprinkler system will be included in your suite as required by the Ontario Building Code. The location of sprinkler heads throughout the ceiling and/or bulkheads are determined by Professional Consultant. Please refer to sentence 6.7 in Schedule B of Agreement of Purchase and Sale.

Acknowledge that I have reviewed the above Electrical Plan, and understand that it is subject to change without notice. E. & O.E. June, 2016

I request changes to the electrical plan

Purchaser Name \_\_\_\_\_

I do not request changes to the electrical plan

Purchaser Signature \_\_\_\_\_ Date \_\_\_\_\_

## AQUAVISTA - ELECTRICAL PLAN

The Electrical Plan is a representation of a typical suite layout only. Its purpose is to show approximate electrical locations which are subject to change without notice as a result of the construction process and per the Agreement of Purchase and Sale.

All electrical items are placed at the Vendors discretion which is governed by Provincial and Municipal regulatory codes and in collaboration with professional consultants. Generally, ceiling light fixtures are placed to the approximate centre of the functional space of the room regardless of the bulkhead locations. Capped ceiling outlets, as an exception, are specifically dimensioned per below and may vary by approximately 6" in any direction of the specification due to structural limitations.

All Customers' requested Personal Selection revisions will be included in a Personal Selections Addendum and Schedule C floor plan which is formally approved by the Customer and Vendor and accepted for construction after payment. If an accepted Electrical Personal Selection requires notification or elimination as a result of the construction process than the Customer will be rebated the cost of the Selection requires notification or elimination as a result of the construction process than the Customer will be rebated the cost of the Personal Selection as outlined in detail in the Agreement of Purchase & Sale.

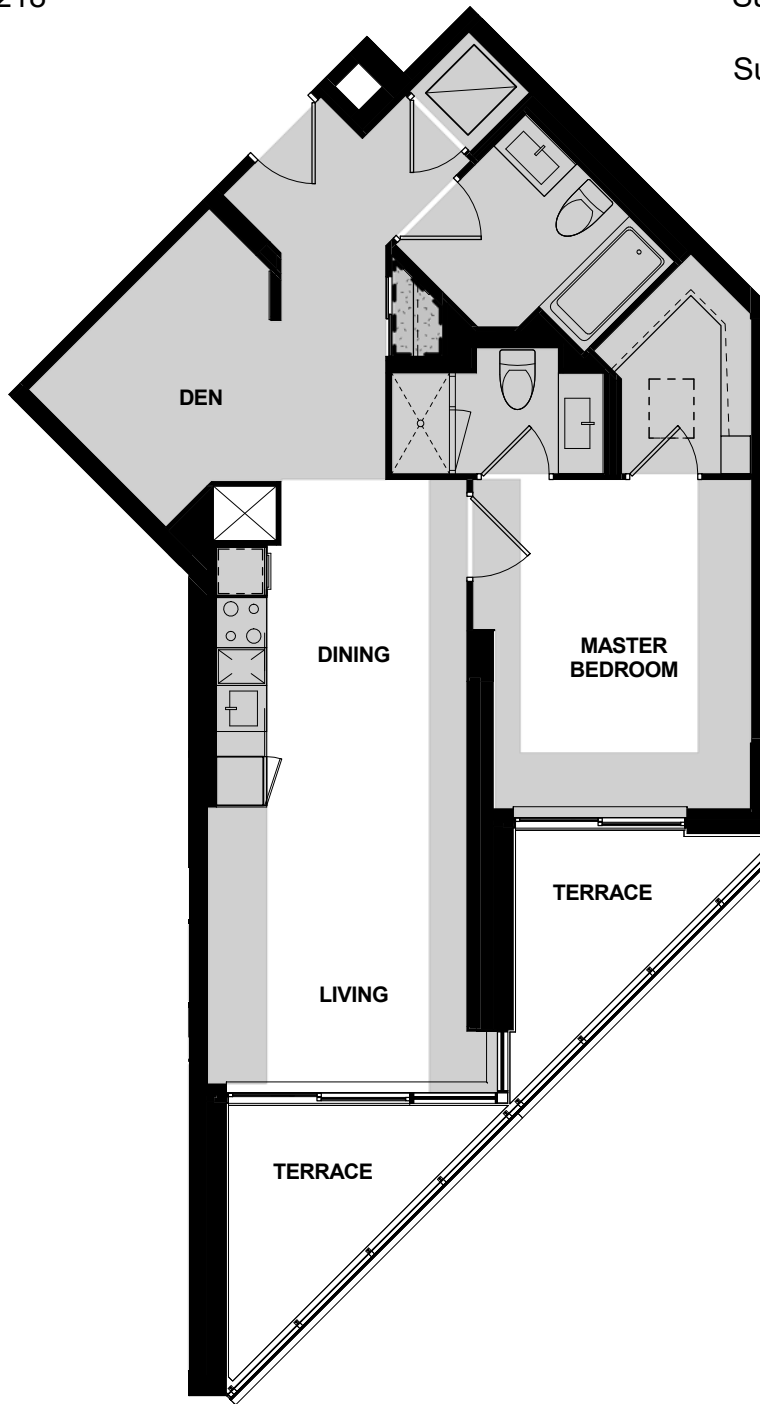
The Electrical Plan does not reflect and should not be used to demonstrate any changes to suite design made by the Customer or the Vendor.

Municipal Suite # 218

Suite Type

1M+DT

Suite #



**Legend:**

	ERV		Pot Light		ERV Switch		Switch Outlet		Weatherproof Receptacle		T-Slot duplex Receptacle		Key Pad		Track Light
	Suite Electrical Panel		Light Fixture		Capped Outlet		Duplex Receptacle		Duplex Receptacle with GFI (Ground Fault Interruptor)		Telephone Outlet		Multiport Outlet		Hose Bib
	Telecom Panel		Switch		Return Air		Wall Mount Light		Cable Outlet		Thermostat		Under Counter Lighting Connection		Capped Gas Line

All electrical symbols will be reviewed at the time of your electrical appointment however not all are represented in the legend above. Combination Smoke Alarm and CO Detector to be installed where applicable.

Area shaded in grey and /or hatched represents bulkheads and dropped ceiling for reference only. Location and size of bulkhead and dropped ceiling may vary and are subject to change.

Thermostat locations are approximate and are shown for reference.

Sprinkler system will be included in your suite as required by the Ontario Building Code. The location of sprinkler heads throughout the ceiling and/or bulkheads are determined by Professional Consultant. Please refer to sentence 6.7 in Schedule B of Agreement of Purchase and Sale.

Acknowledge that I have reviewed the above Electrical Plan, and understand that it is subject to change without notice. E. & O.E. June, 2016

I request changes to the electrical plan

Purchaser Name \_\_\_\_\_

I do not request changes to the electrical plan

Purchaser Signature \_\_\_\_\_ Date \_\_\_\_\_

## AQUAVISTA - ELECTRICAL PLAN

The Electrical Plan is a representation of a typical suite layout only. Its purpose is to show approximate electrical locations which are subject to change without notice as a result of the construction process and per the Agreement of Purchase and Sale.

All electrical items are placed at the Vendors discretion which is governed by Provincial and Municipal regulatory codes and in collaboration with professional consultants. Generally, ceiling light fixtures are placed to the approximate centre of the functional space of the room regardless of the bulkhead locations. Capped ceiling outlets, as an exception, are specifically dimensioned per below and may vary by approximately 6" in any direction of the specification due to structural limitations.

All Customers' requested Personal Selection revisions will be included in a Personal Selections Addendum and Schedule C floor plan which is formally approved by the Customer and Vendor and accepted for construction after payment. If an accepted Electrical Personal Selection requires notification or elimination as a result of the construction process than the Customer will be rebated the cost of the Selection as outlined in detail in the Agreement of Purchase & Sale.

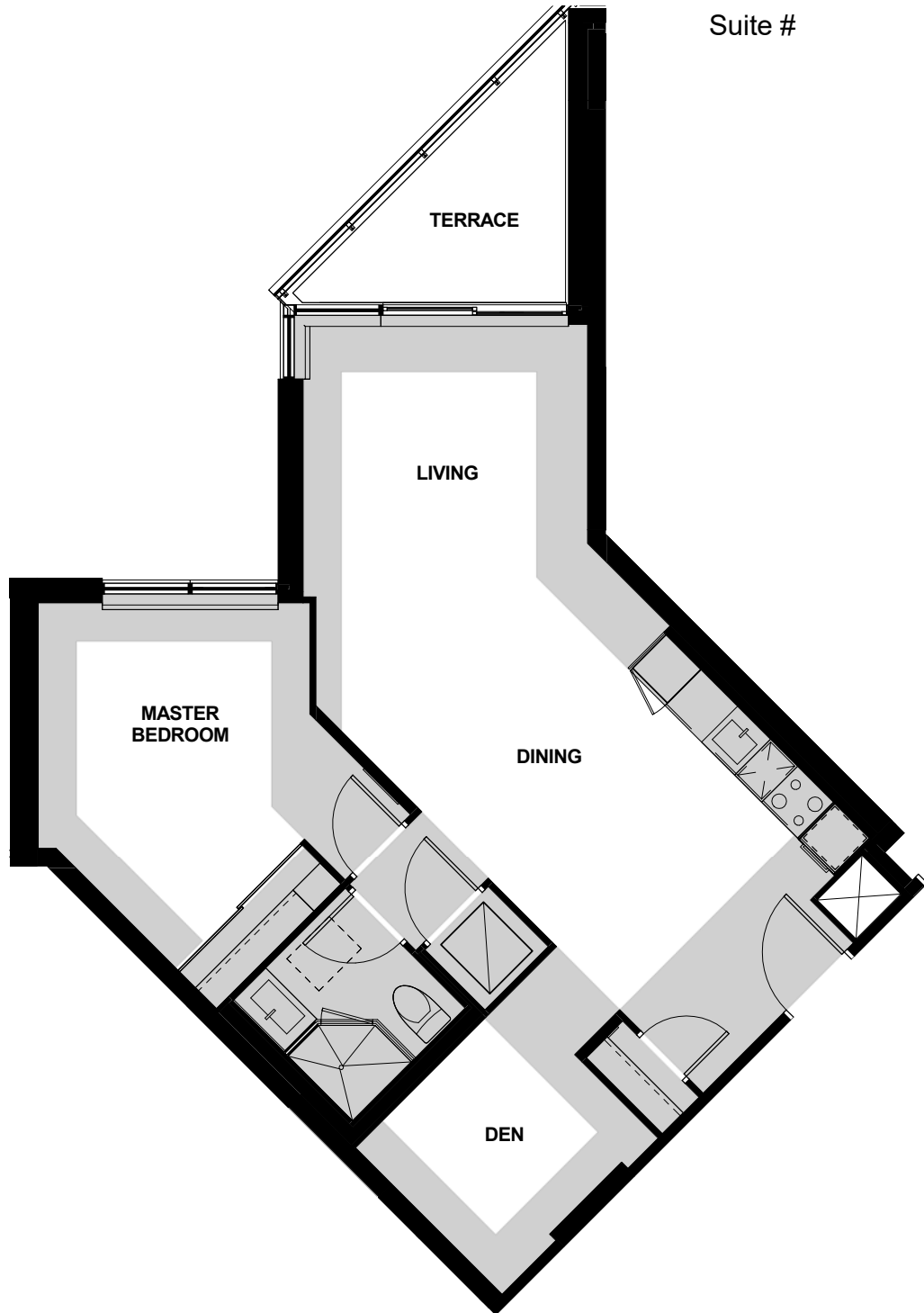
The Electrical Plan does not reflect and should not be used to demonstrate any changes to suite design made by the Customer or the Vendor.

Municipal Suite # 219

Suite Type

1L+DT

Suite #



**Legend:**

	ERV		Pot Light		ERV Switch		Switch Outlet		Weatherproof Receptacle		T-Slot duplex Receptacle		Key Pad		Track Light
	Suite Electrical Panel		Light Fixture		Capped Outlet		Duplex Receptacle		Duplex Receptacle with GFI (Ground Fault Interruptor)		Telephone Outlet		Multiport Outlet		Hose Bib
	Telecom Panel		Switch		Return Air		Wall Mount Light		Cable Outlet		Thermostat		Under Counter Lighting Connection		Capped Gas Line

All electrical symbols will be reviewed at the time of your electrical appointment however not all are represented in the legend above. Combination Smoke Alarm and CO Detector to be installed where applicable.

Area shaded in grey and /or hatched represents bulkheads and dropped ceiling for reference only. Location and size of bulkhead and dropped ceiling may vary and are subject to change.

Thermostat locations are approximate and are shown for reference.

Sprinkler system will be included in your suite as required by the Ontario Building Code. The location of sprinkler heads throughout the ceiling and/or bulkheads are determined by Professional Consultant. Please refer to sentence 6.7 in Schedule B of Agreement of Purchase and Sale.

Acknowledge that I have reviewed the above Electrical Plan, and understand that it is subject to change without notice. E. & O.E. June, 2016

I request changes to the electrical plan

Purchaser Name \_\_\_\_\_

I do not request changes to the electrical plan

Purchaser Signature \_\_\_\_\_ Date \_\_\_\_\_

## AQUAVISTA - ELECTRICAL PLAN

The Electrical Plan is a representation of a typical suite layout only. Its purpose is to show approximate electrical locations which are subject to change without notice as a result of the construction process and per the Agreement of Purchase and Sale.

All electrical items are placed at the Vendors discretion which is governed by Provincial and Municipal regulatory codes and in collaboration with professional consultants. Generally, ceiling light fixtures are placed to the approximate centre of the functional space of the room regardless of the bulkhead locations. Capped ceiling outlets, as an exception, are specifically dimensioned per below and may vary by approximately 6" in any direction of the specification due to structural limitations.

All Customers' requested Personal Selection revisions will be included in a Personal Selections Addendum and Schedule C floor plan which is formally approved by the Customer and Vendor and accepted for construction after payment. If an accepted Electrical Personal Selection requires notification or elimination as a result of the construction process than the Customer will be rebated the cost of the Selection requires notification or elimination as a result of the construction process than the Customer will be rebated the cost of the Personal Selection as outlined in detail in the Agreement of Purchase & Sale.

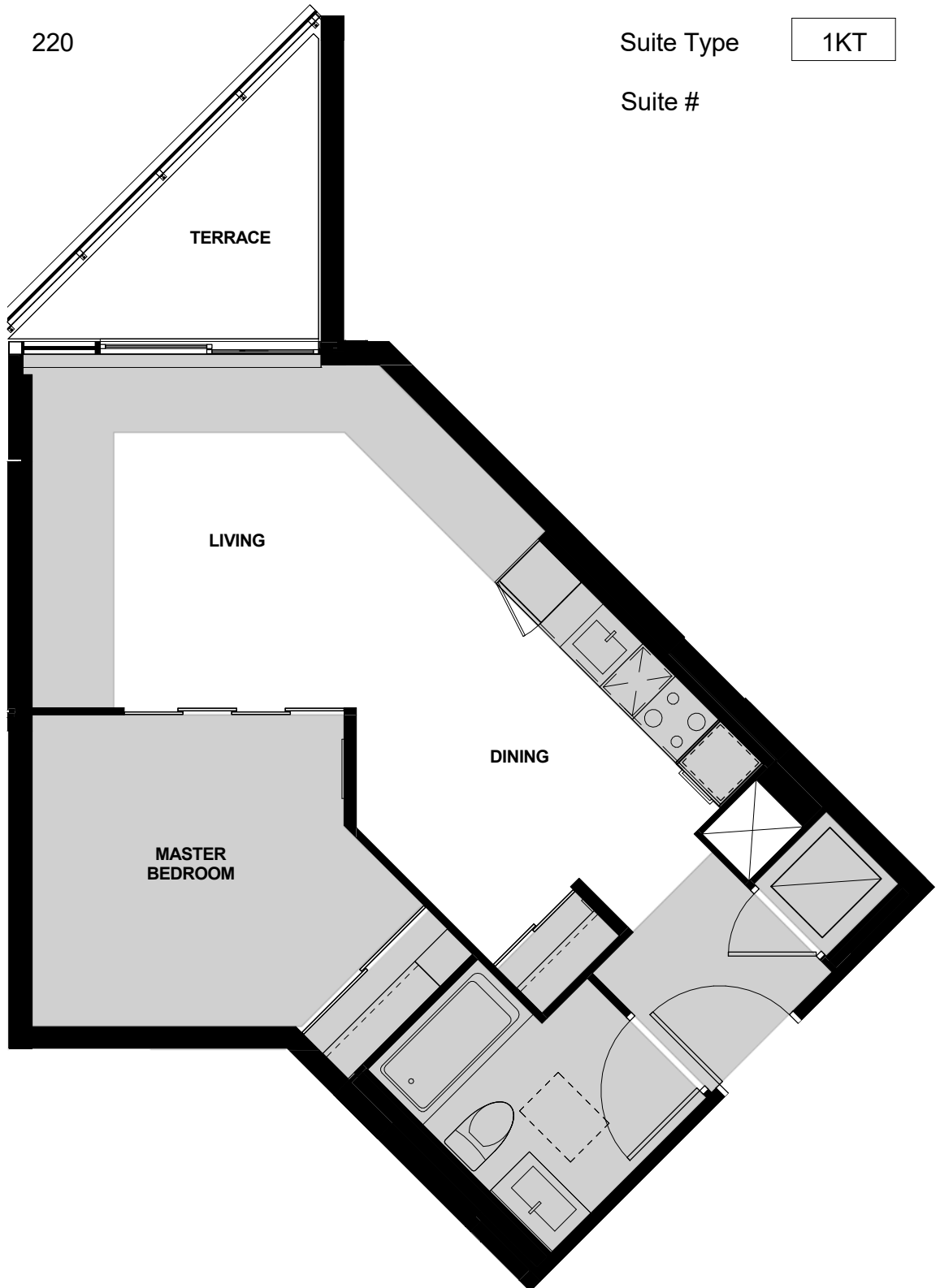
The Electrical Plan does not reflect and should not be used to demonstrate any changes to suite design made by the Customer or the Vendor.

Municipal Suite # 220

Suite Type

1KT

Suite #



**Legend:**

	ERV		Pot Light		ERV Switch		Switch Outlet		Weatherproof Receptacle		T-Slot duplex Receptacle		Key Pad		Track Light
	Suite Electrical Panel		Light Fixture		Capped Outlet		Duplex Receptacle		Duplex Receptacle with GFI (Ground Fault Interruptor)		Telephone Outlet		Multiport Outlet		Hose Bib
	Telecom Panel		Switch		Return Air		Wall Mount Light		Cable Outlet		Thermostat		Under Counter Lighting Connection		Capped Gas Line

All electrical symbols will be reviewed at the time of your electrical appointment however not all are represented in the legend above. Combination Smoke Alarm and CO Detector to be installed where applicable.

Area shaded in grey and /or hatched represents bulkheads and dropped ceiling for reference only. Location and size of bulkhead and dropped ceiling may vary and are subject to change.

Thermostat locations are approximate and are shown for reference.

Sprinkler system will be included in your suite as required by the Ontario Building Code. The location of sprinkler heads throughout the ceiling and/or bulkheads are determined by Professional Consultant. Please refer to sentence 6.7 in Schedule B of Agreement of Purchase and Sale.

Acknowledge that I have reviewed the above Electrical Plan, and understand that it is subject to change without notice. E. & O.E. June, 2016

I request changes to the electrical plan

Purchaser Name \_\_\_\_\_

I do not request changes to the electrical plan

Purchaser Signature \_\_\_\_\_ Date \_\_\_\_\_

## AQUAVISTA - ELECTRICAL PLAN

The Electrical Plan is a representation of a typical suite layout only. Its purpose is to show approximate electrical locations which are subject to change without notice as a result of the construction process and per the Agreement of Purchase and Sale.

All electrical items are placed at the Vendors discretion which is governed by Provincial and Municipal regulatory codes and in collaboration with professional consultants. Generally, ceiling light fixtures are placed to the approximate centre of the functional space of the room regardless of the bulkhead locations. Capped ceiling outlets, as an exception, are specifically dimensioned per below and may vary by approximately 6" in any direction of the specification due to structural limitations.

All Customers' requested Personal Selection revisions will be included in a Personal Selections Addendum and Schedule C floor plan which is formally approved by the Customer and Vendor and accepted for construction after payment. If an accepted Electrical Personal Selection requires notification or elimination as a result of the construction process than the Customer will be rebated the cost of the Selection requires notification or elimination as a result of the construction process than the Customer will be rebated the cost of the Personal Selection as outlined in detail in the Agreement of Purchase & Sale.

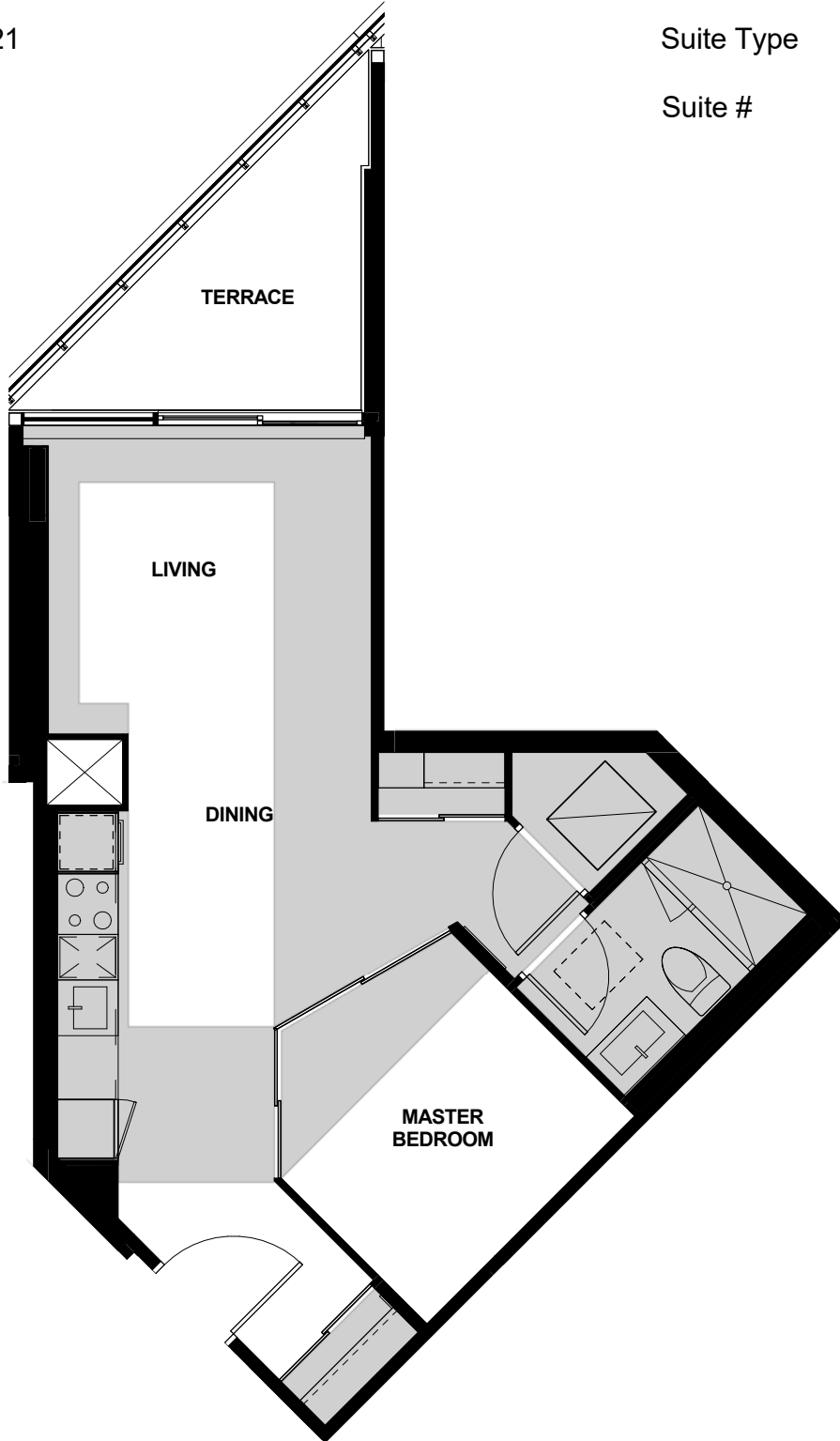
The Electrical Plan does not reflect and should not be used to demonstrate any changes to suite design made by the Customer or the Vendor.

Municipal Suite # 221

Suite Type

1ET

Suite #



**Legend:**

	ERV		Pot Light		ERV Switch		Switch Outlet		Weatherproof Receptacle		T-Slot duplex Receptacle		Key Pad		Track Light
	Suite Electrical Panel		Light Fixture		Capped Outlet		Duplex Receptacle		Duplex Receptacle with GFI (Ground Fault Interruptor)		Telephone Outlet		Multiport Outlet		Hose Bib
	Telecom Panel		Switch		Return Air		Wall Mount Light		Cable Outlet		Thermostat		Under Counter Lighting Connection		Capped Gas Line

All electrical symbols will be reviewed at the time of your electrical appointment however not all are represented in the legend above. Combination Smoke Alarm and CO Detector to be installed where applicable.

Area shaded in grey and /or hatched represents bulkheads and dropped ceiling for reference only. Location and size of bulkhead and dropped ceiling may vary and are subject to change.

Thermostat locations are approximate and are shown for reference.

Sprinkler system will be included in your suite as required by the Ontario Building Code. The location of sprinkler heads throughout the ceiling and/or bulkheads are determined by Professional Consultant. Please refer to sentence 6.7 in Schedule B of Agreement of Purchase and Sale.

Acknowledge that I have reviewed the above Electrical Plan, and understand that it is subject to change without notice. E. & O.E. June, 2016

I request changes to the electrical plan

Purchaser Name \_\_\_\_\_

I do not request changes to the electrical plan

Purchaser Signature \_\_\_\_\_ Date \_\_\_\_\_

## AQUAVISTA - ELECTRICAL PLAN

The Electrical Plan is a representation of a typical suite layout only. Its purpose is to show approximate electrical locations which are subject to change without notice as a result of the construction process and per the Agreement of Purchase and Sale.

All electrical items are placed at the Vendors discretion which is governed by Provincial and Municipal regulatory codes and in collaboration with professional consultants. Generally, ceiling light fixtures are placed to the approximate centre of the functional space of the room regardless of the bulkhead locations. Capped ceiling outlets, as an exception, are specifically dimensioned per below and may vary by approximately 6" in any direction of the specification due to structural limitations.

All Customers' requested Personal Selection revisions will be included in a Personal Selections Addendum and Schedule C floor plan which is formally approved by the Customer and Vendor and accepted for construction after payment. If an accepted Electrical Personal Selection requires notification or elimination as a result of the construction process than the Customer will be rebated the cost of the Selection requires notification or elimination as a result of the construction process than the Customer will be rebated the cost of the Personal Selection as outlined in detail in the Agreement of Purchase & Sale.

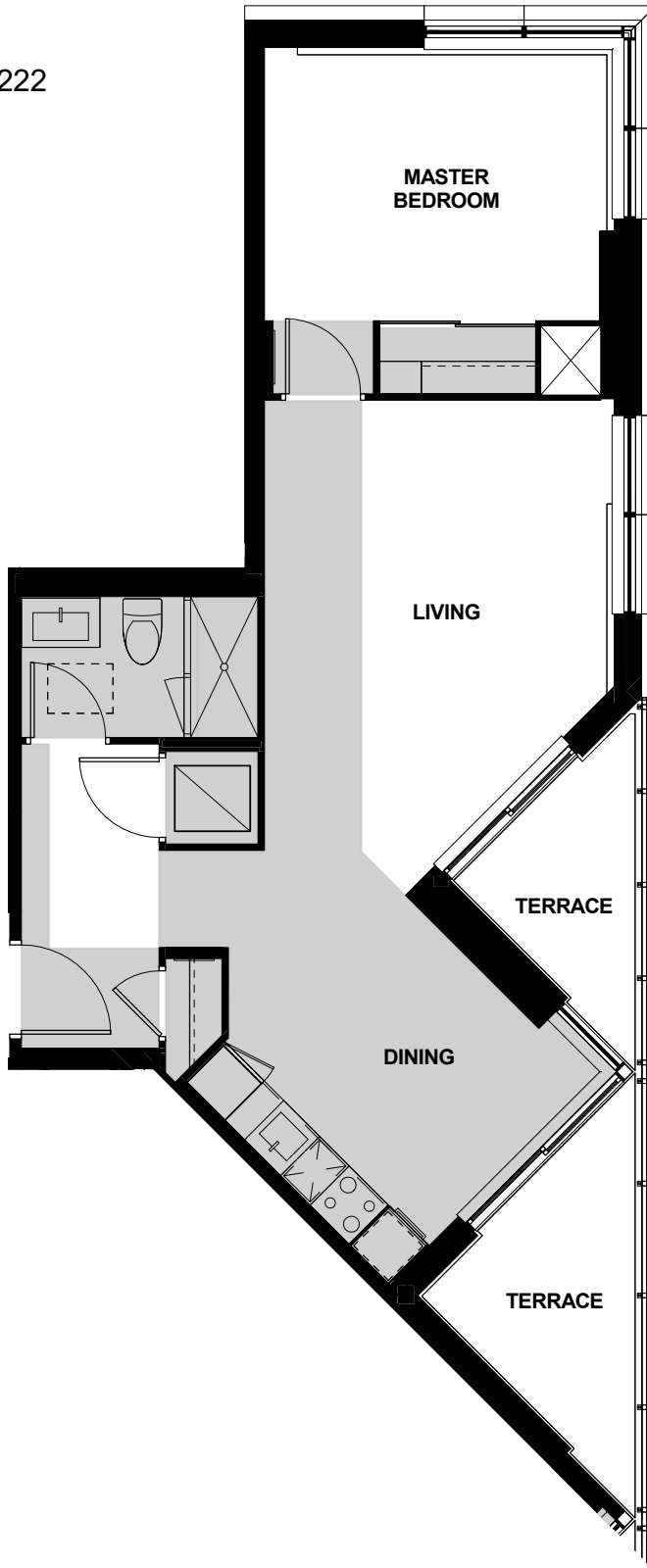
The Electrical Plan does not reflect and should not be used to demonstrate any changes to suite design made by the Customer or the Vendor.

Municipal Suite # 222

Suite Type

1UT

Suite #



**Legend:**

	ERV		Pot Light		ERV Switch		Switch Outlet		Weatherproof Receptacle		T-Slot duplex Receptacle		Key Pad		Track Light
	Suite Electrical Panel		Light Fixture		Capped Outlet		Duplex Receptacle		Duplex Receptacle with GFI (Ground Fault Interruptor)		Telephone Outlet		Multiport Outlet		Hose Bib
	Telecom Panel		Switch		Return Air		Wall Mount Light		Cable Outlet		Thermostat		Under Counter Lighting Connection		Capped Gas Line

All electrical symbols will be reviewed at the time of your electrical appointment however not all are represented in the legend above. Combination Smoke Alarm and CO Detector to be installed where applicable.

Area shaded in grey and /or hatched represents bulkheads and dropped ceiling for reference only. Location and size of bulkhead and dropped ceiling may vary and are subject to change.

Thermostat locations are approximate and are shown for reference.

Sprinkler system will be included in your suite as required by the Ontario Building Code. The location of sprinkler heads throughout the ceiling and/or bulkheads are determined by Professional Consultant. Please refer to sentence 6.7 in Schedule B of Agreement of Purchase and Sale.

Acknowledge that I have reviewed the above Electrical Plan, and understand that it is subject to change without notice. E. & O.E. June, 2016

I request changes to the electrical plan

Purchaser Name \_\_\_\_\_

I do not request changes to the electrical plan

Purchaser Signature \_\_\_\_\_ Date \_\_\_\_\_

## AQUAVISTA - ELECTRICAL PLAN

The Electrical Plan is a representation of a typical suite layout only. Its purpose is to show approximate electrical locations which are subject to change without notice as a result of the construction process and per the Agreement of Purchase and Sale.

All electrical items are placed at the Vendors discretion which is governed by Provincial and Municipal regulatory codes and in collaboration with professional consultants. Generally, ceiling light fixtures are placed to the approximate centre of the functional space of the room regardless of the bulkhead locations. Capped ceiling outlets, as an exception, are specifically dimensioned per below and may vary by approximately 6" in any direction of the specification due to structural limitations.

All Customers' requested Personal Selection revisions will be included in a Personal Selections Addendum and Schedule C floor plan which is formally approved by the Customer and Vendor and accepted for construction after payment. If an accepted Electrical Personal Selection requires notification or elimination as a result of the construction process than the Customer will be rebated the cost of the Selection requires notification or elimination as a result of the construction process than the Customer will be rebated the cost of the Personal Selection as outlined in detail in the Agreement of Purchase & Sale.

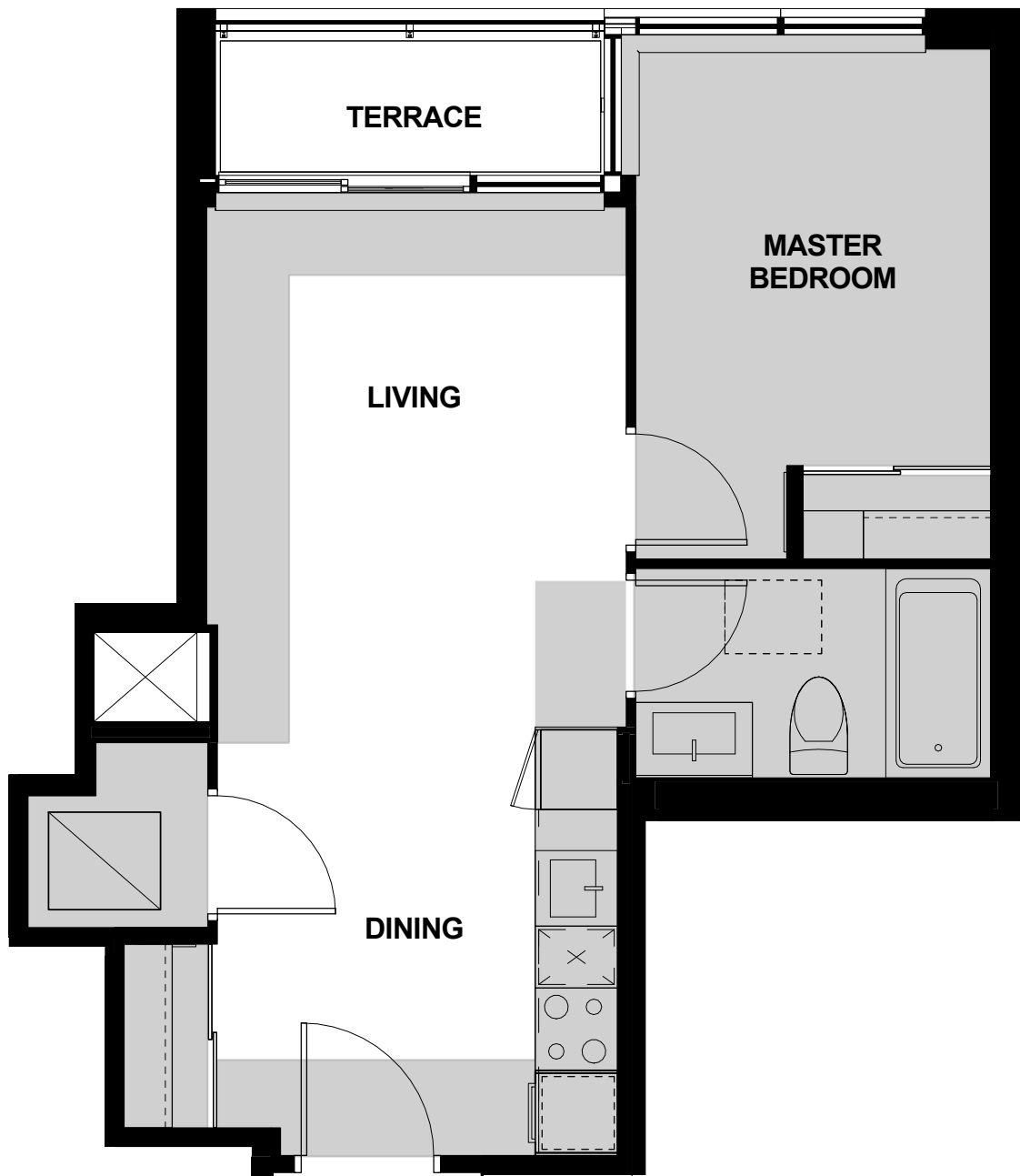
The Electrical Plan does not reflect and should not be used to demonstrate any changes to suite design made by the Customer or the Vendor.

Municipal Suite # 223

Suite Type

1AT

Suite #



**Legend:**

	ERV		Pot Light		ERV Switch		Switch Outlet		Weatherproof Receptacle		T-Slot duplex Receptacle		Key Pad		Track Light
	Suite Electrical Panel		Light Fixture		Capped Outlet		Duplex Receptacle		Duplex Receptacle with GFI (Ground Fault Interruptor)		Telephone Outlet		Multiport Outlet		Hose Bib
	Telecom Panel		Switch		Return Air		Wall Mount Light		Cable Outlet		Thermostat		Under Counter Lighting Connection		Capped Gas Line

All electrical symbols will be reviewed at the time of your electrical appointment however not all are represented in the legend above. Combination Smoke Alarm and CO Detector to be installed where applicable.

Area shaded in grey and /or hatched represents bulkheads and dropped ceiling for reference only. Location and size of bulkhead and dropped ceiling may vary and are subject to change.

Thermostat locations are approximate and are shown for reference.

Sprinkler system will be included in your suite as required by the Ontario Building Code. The location of sprinkler heads throughout the ceiling and/or bulkheads are determined by Professional Consultant. Please refer to sentence 6.7 in Schedule B of Agreement of Purchase and Sale.

Acknowledge that I have reviewed the above Electrical Plan, and understand that it is subject to change without notice. E. & O.E. June, 2016

I request changes to the electrical plan

Purchaser Name \_\_\_\_\_

I do not request changes to the electrical plan

Purchaser Signature \_\_\_\_\_ Date \_\_\_\_\_

## AQUAVISTA - ELECTRICAL PLAN

The Electrical Plan is a representation of a typical suite layout only. Its purpose is to show approximate electrical locations which are subject to change without notice as a result of the construction process and per the Agreement of Purchase and Sale.

All electrical items are placed at the Vendors discretion which is governed by Provincial and Municipal regulatory codes and in collaboration with professional consultants. Generally, ceiling light fixtures are placed to the approximate centre of the functional space of the room regardless of the bulkhead locations. Capped ceiling outlets, as an exception, are specifically dimensioned per below and may vary by approximately 6" in any direction of the specification due to structural limitations.

All Customers' requested Personal Selection revisions will be included in a Personal Selections Addendum and Schedule C floor plan which is formally approved by the Customer and Vendor and accepted for construction after payment. If an accepted Electrical Personal Selection requires notification or elimination as a result of the construction process than the Customer will be rebated the cost of the Selection requires notification or elimination as a result of the construction process than the Customer will be rebated the cost of the Personal Selection as outlined in detail in the Agreement of Purchase & Sale.

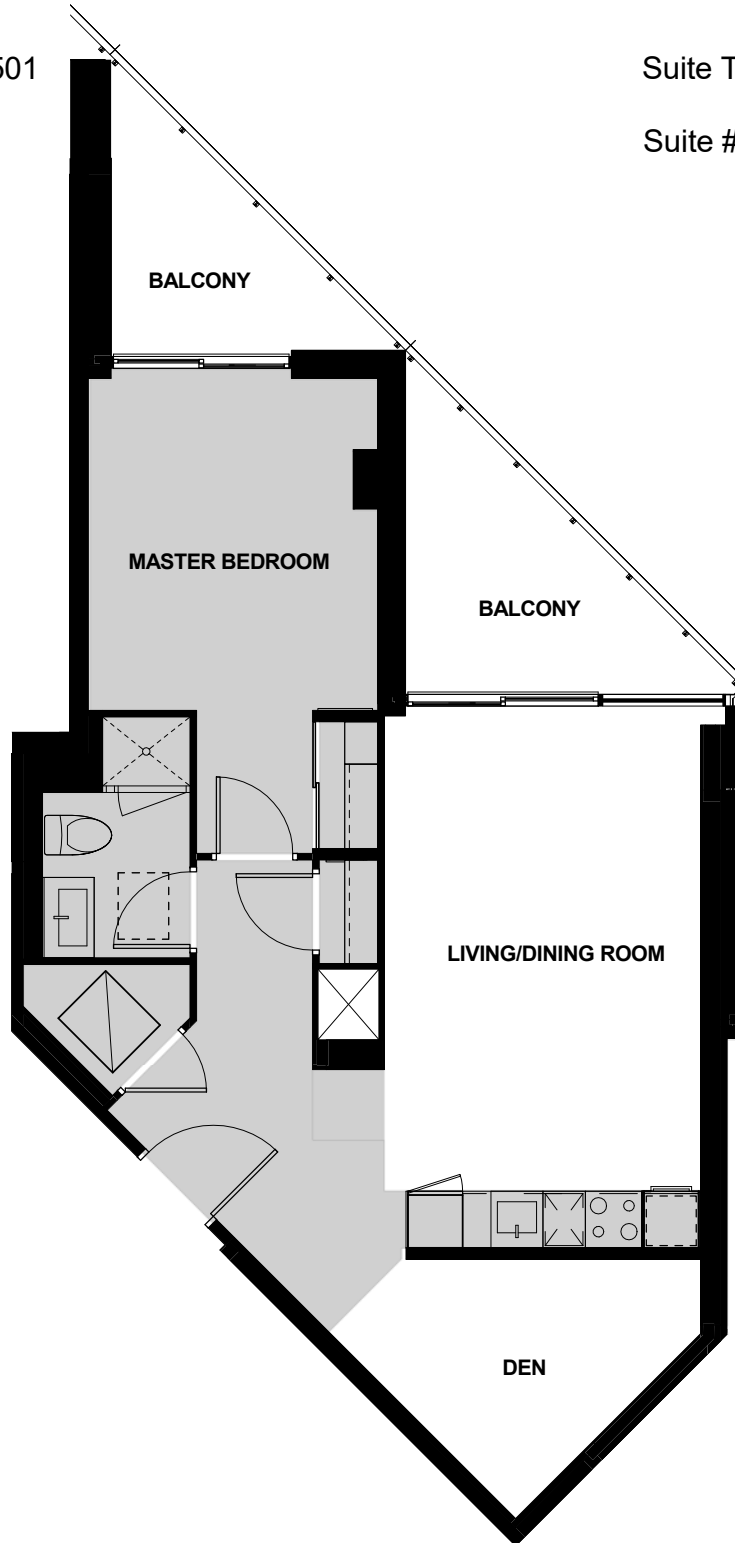
The Electrical Plan does not reflect and should not be used to demonstrate any changes to suite design made by the Customer or the Vendor.

Municipal Suite # 301, 501

Suite Type

1E+D

Suite #



**Legend:**

	ERV		Pot Light		ERV Switch		Switch Outlet		Weatherproof Receptacle		T-Slot duplex Receptacle		Key Pad		Track Light
	Suite Electrical Panel		Light Fixture		Capped Outlet		Duplex Receptacle		Duplex Receptacle with GFI (Ground Fault Interruptor)		Telephone Outlet		Multiport Outlet		Hose Bib
	Telecom Panel		Switch		Return Air		Wall Mount Light		Cable Outlet		Thermostat		Under Counter Lighting Connection		Capped Gas Line

All electrical symbols will be reviewed at the time of your electrical appointment however not all are represented in the legend above. Combination Smoke Alarm and CO Detector to be installed where applicable.

Area shaded in grey and /or hatched represents bulkheads and dropped ceiling for reference only. Location and size of bulkhead and dropped ceiling may vary and are subject to change.

Thermostat locations are approximate and are shown for reference.

Sprinkler system will be included in your suite as required by the Ontario Building Code. The location of sprinkler heads throughout the ceiling and/or bulkheads are determined by Professional Consultant. Please refer to sentence 6.7 in Schedule B of Agreement of Purchase and Sale.

Acknowledge that I have reviewed the above Electrical Plan, and understand that it is subject to change without notice. E. & O.E. June, 2016

I request changes to the electrical plan

Purchaser Name \_\_\_\_\_

I do not request changes to the electrical plan

Purchaser Signature \_\_\_\_\_ Date \_\_\_\_\_

## AQUAVISTA - ELECTRICAL PLAN

The Electrical Plan is a representation of a typical suite layout only. Its purpose is to show approximate electrical locations which are subject to change without notice as a result of the construction process and per the Agreement of Purchase and Sale.

All electrical items are placed at the Vendors discretion which is governed by Provincial and Municipal regulatory codes and in collaboration with professional consultants. Generally, ceiling light fixtures are placed to the approximate centre of the functional space of the room regardless of the bulkhead locations. Capped ceiling outlets, as an exception, are specifically dimensioned per below and may vary by approximately 6" in any direction of the specification due to structural limitations.

All Customers' requested Personal Selection revisions will be included in a Personal Selections Addendum and Schedule C floor plan which is formally approved by the Customer and Vendor and accepted for construction after payment. If an accepted Electrical Personal Selection requires notification or elimination as a result of the construction process than the Customer will be rebated the cost of the Selection requires notification or elimination as a result of the construction process than the Customer will be rebated the cost of the Personal Selection as outlined in detail in the Agreement of Purchase & Sale.

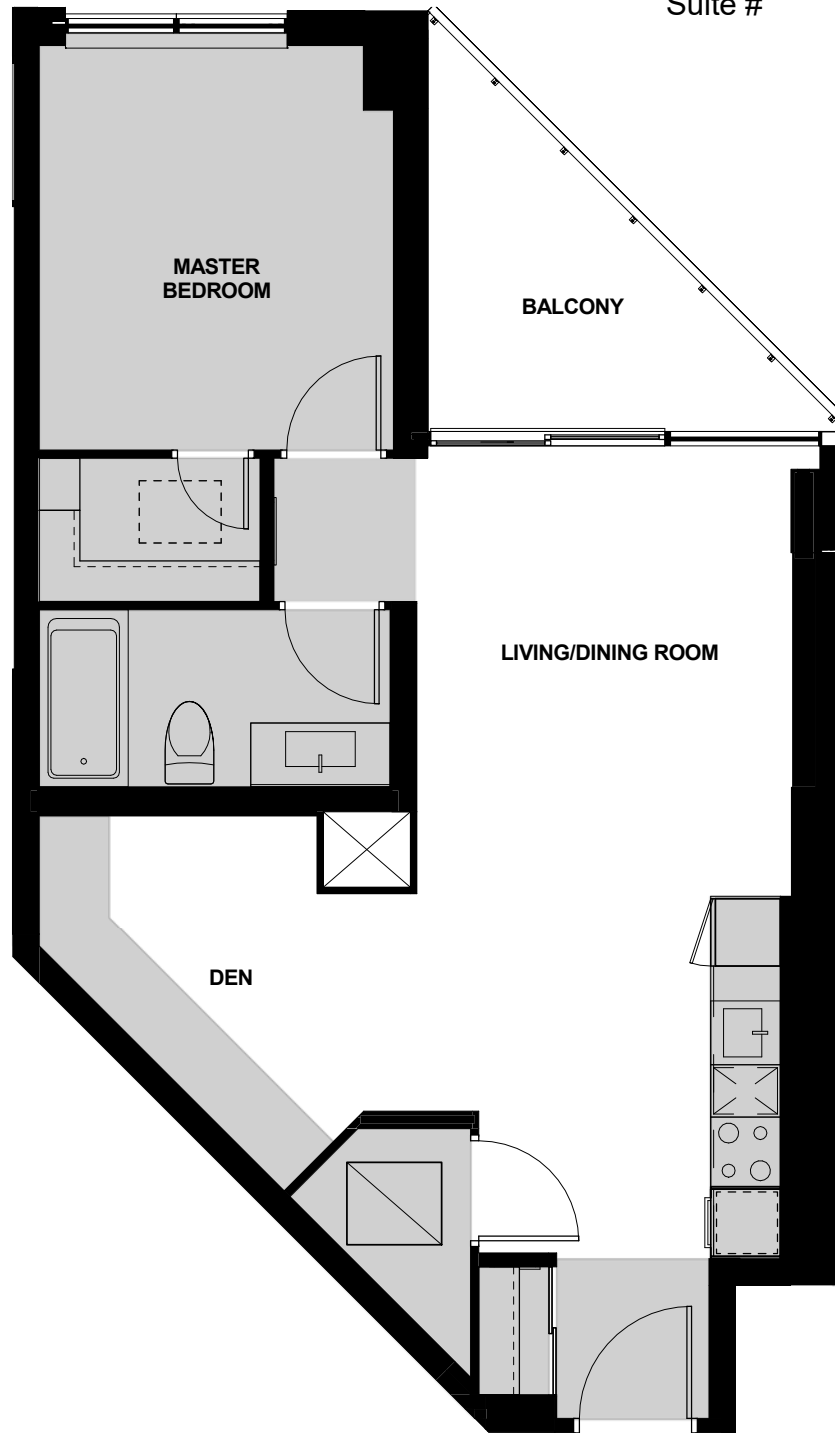
The Electrical Plan does not reflect and should not be used to demonstrate any changes to suite design made by the Customer or the Vendor.

Municipal Suite # 302, 502

Suite Type

1F+D1

Suite #



**Legend:**

	ERV		Pot Light		ERV Switch		Switch Outlet		Weatherproof Receptacle		T-Slot duplex Receptacle		Key Pad		Track Light
	Suite Electrical Panel		Light Fixture		Capped Outlet		Duplex Receptacle		Duplex Receptacle with GFI (Ground Fault Interruptor)		Telephone Outlet		Multiport Outlet		Hose Bib
	Telecom Panel		Switch		Return Air		Wall Mount Light		Cable Outlet		Thermostat		Under Counter Lighting Connection		Capped Gas Line

All electrical symbols will be reviewed at the time of your electrical appointment however not all are represented in the legend above. Combination Smoke Alarm and CO Detector to be installed where applicable.

Area shaded in grey and /or hatched represents bulkheads and dropped ceiling for reference only. Location and size of bulkhead and dropped ceiling may vary and are subject to change.

Thermostat locations are approximate and are shown for reference.

Sprinkler system will be included in your suite as required by the Ontario Building Code. The location of sprinkler heads throughout the ceiling and/or bulkheads are determined by Professional Consultant. Please refer to sentence 6.7 in Schedule B of Agreement of Purchase and Sale.

Acknowledge that I have reviewed the above Electrical Plan, and understand that it is subject to change without notice. E. & O.E. June, 2016

I request changes to the electrical plan

Purchaser Name \_\_\_\_\_

I do not request changes to the electrical plan

Purchaser Signature \_\_\_\_\_ Date \_\_\_\_\_

## AQUAVISTA - ELECTRICAL PLAN

The Electrical Plan is a representation of a typical suite layout only. Its purpose is to show approximate electrical locations which are subject to change without notice as a result of the construction process and per the Agreement of Purchase and Sale.

All electrical items are placed at the Vendors discretion which is governed by Provincial and Municipal regulatory codes and in collaboration with professional consultants. Generally, ceiling light fixtures are placed to the approximate centre of the functional space of the room regardless of the bulkhead locations. Capped ceiling outlets, as an exception, are specifically dimensioned per below and may vary by approximately 6" in any direction of the specification due to structural limitations.

All Customers' requested Personal Selection revisions will be included in a Personal Selections Addendum and Schedule C floor plan which is formally approved by the Customer and Vendor and accepted for construction after payment. If an accepted Electrical Personal Selection requires notification or elimination as a result of the construction process than the Customer will be rebated the cost of the Selection requires notification or elimination as a result of the construction process than the Customer will be rebated the cost of the Personal Selection as outlined in detail in the Agreement of Purchase & Sale.

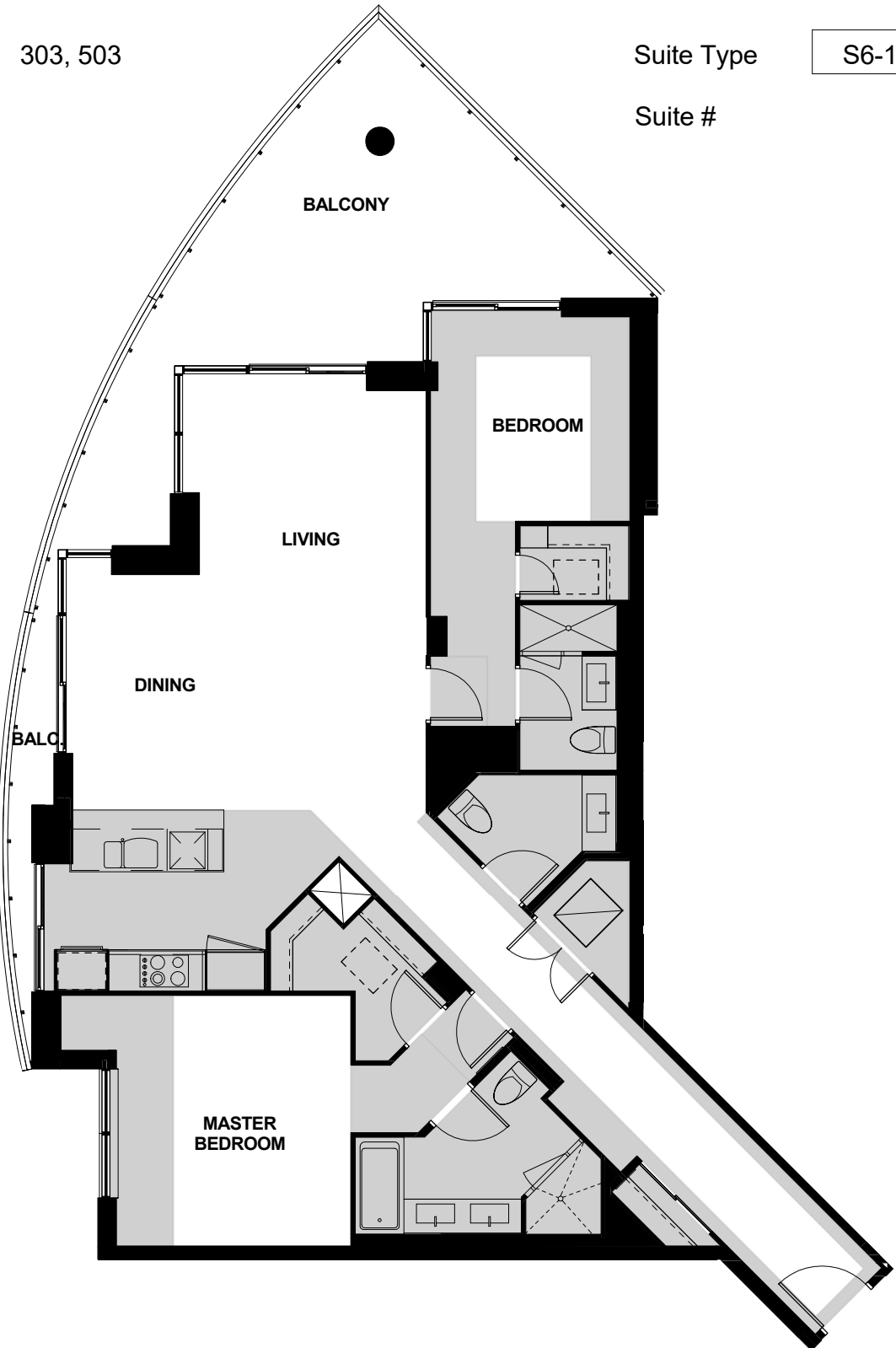
The Electrical Plan does not reflect and should not be used to demonstrate any changes to suite design made by the Customer or the Vendor.

Municipal Suite # 303, 503

Suite Type

S6-1

Suite #



**Legend:**

	ERV		Pot Light		ERV Switch		Switch Outlet		Weatherproof Receptacle		T-Slot duplex Receptacle		Key Pad		Track Light
	Suite Electrical Panel		Light Fixture		Capped Outlet		Duplex Receptacle		Duplex Receptacle with GFI (Ground Fault Interruptor)		Telephone Outlet		Multiport Outlet		Hose Bib
	Telecom Panel		Switch		Return Air		Wall Mount Light		Cable Outlet		Thermostat		Under Counter Lighting Connection		Capped Gas Line

All electrical symbols will be reviewed at the time of your electrical appointment however not all are represented in the legend above. Combination Smoke Alarm and CO Detector to be installed where applicable.

Area shaded in grey and /or hatched represents bulkheads and dropped ceiling for reference only. Location and size of bulkhead and dropped ceiling may vary and are subject to change.

Thermostat locations are approximate and are shown for reference.

Sprinkler system will be included in your suite as required by the Ontario Building Code. The location of sprinkler heads throughout the ceiling and/or bulkheads are determined by Professional Consultant. Please refer to sentence 6.7 in Schedule B of Agreement of Purchase and Sale.

Acknowledge that I have reviewed the above Electrical Plan, and understand that it is subject to change without notice. E. & O.E. June, 2016

I request changes to the electrical plan

Purchaser Name \_\_\_\_\_

I do not request changes to the electrical plan

Purchaser Signature \_\_\_\_\_ Date \_\_\_\_\_

## AQUAVISTA - ELECTRICAL PLAN

The Electrical Plan is a representation of a typical suite layout only. Its purpose is to show approximate electrical locations which are subject to change without notice as a result of the construction process and per the Agreement of Purchase and Sale.

All electrical items are placed at the Vendors discretion which is governed by Provincial and Municipal regulatory codes and in collaboration with professional consultants. Generally, ceiling light fixtures are placed to the approximate centre of the functional space of the room regardless of the bulkhead locations. Capped ceiling outlets, as an exception, are specifically dimensioned per below and may vary by approximately 6" in any direction of the specification due to structural limitations.

All Customers' requested Personal Selection revisions will be included in a Personal Selections Addendum and Schedule C floor plan which is formally approved by the Customer and Vendor and accepted for construction after payment. If an accepted Electrical Personal Selection requires notification or elimination as a result of the construction process than the Customer will be rebated the cost of the Selection requires notification or elimination as a result of the construction process than the Customer will be rebated the cost of the Personal Selection as outlined in detail in the Agreement of Purchase & Sale.

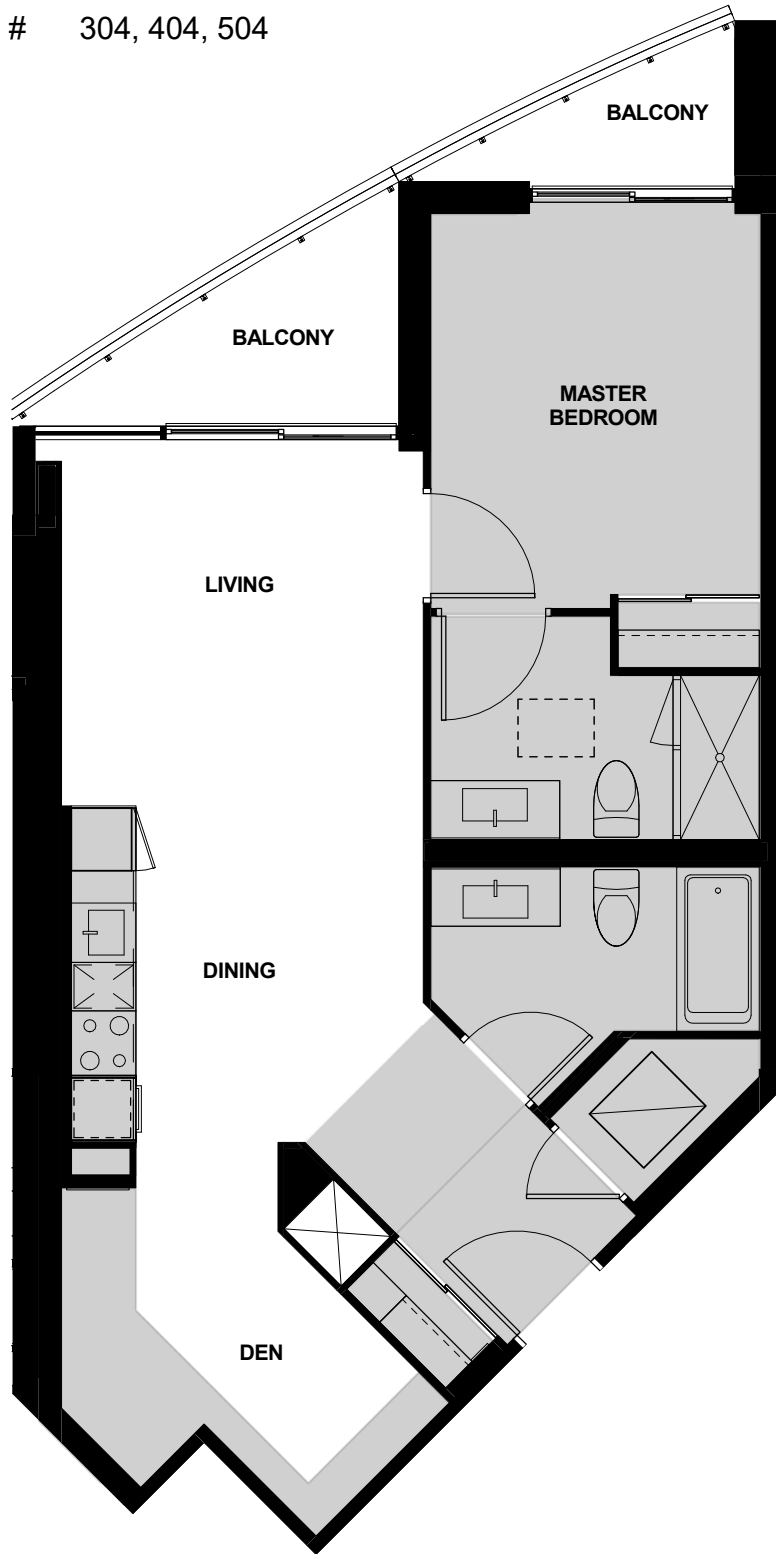
The Electrical Plan does not reflect and should not be used to demonstrate any changes to suite design made by the Customer or the Vendor.

Municipal Suite # 304, 404, 504

Suite Type

1J+D

Suite #



**Legend:**

	ERV		Pot Light		ERV Switch		Switch Outlet		Weatherproof Receptacle		T-Slot duplex Receptacle		Key Pad		Track Light
	Suite Electrical Panel		Light Fixture		Capped Outlet		Duplex Receptacle		Duplex Receptacle with GFI (Ground Fault Interruptor)		Telephone Outlet		Multiport Outlet		Hose Bib
	Telecom Panel		Switch		Return Air		Wall Mount Light		Cable Outlet		Thermostat		Under Counter Lighting Connection		Capped Gas Line

All electrical symbols will be reviewed at the time of your electrical appointment however not all are represented in the legend above. Combination Smoke Alarm and CO Detector to be installed where applicable.

Area shaded in grey and /or hatched represents bulkheads and dropped ceiling for reference only. Location and size of bulkhead and dropped ceiling may vary and are subject to change.

Thermostat locations are approximate and are shown for reference.

Sprinkler system will be included in your suite as required by the Ontario Building Code. The location of sprinkler heads throughout the ceiling and/or bulkheads are determined by Professional Consultant. Please refer to sentence 6.7 in Schedule B of Agreement of Purchase and Sale.

Acknowledge that I have reviewed the above Electrical Plan, and understand that it is subject to change without notice. E. & O.E. June, 2016

I request changes to the electrical plan

Purchaser Name \_\_\_\_\_

I do not request changes to the electrical plan

Purchaser Signature \_\_\_\_\_ Date \_\_\_\_\_

## AQUAVISTA - ELECTRICAL PLAN

The Electrical Plan is a representation of a typical suite layout only. Its purpose is to show approximate electrical locations which are subject to change without notice as a result of the construction process and per the Agreement of Purchase and Sale.

All electrical items are placed at the Vendors discretion which is governed by Provincial and Municipal regulatory codes and in collaboration with professional consultants. Generally, ceiling light fixtures are placed to the approximate centre of the functional space of the room regardless of the bulkhead locations. Capped ceiling outlets, as an exception, are specifically dimensioned per below and may vary by approximately 6" in any direction of the specification due to structural limitations.

All Customers' requested Personal Selection revisions will be included in a Personal Selections Addendum and Schedule C floor plan which is formally approved by the Customer and Vendor and accepted for construction after payment. If an accepted Electrical Personal Selection requires notification or elimination as a result of the construction process than the Customer will be rebated the cost of the Selection requires notification or elimination as a result of the construction process than the Customer will be rebated the cost of the Personal Selection as outlined in detail in the Agreement of Purchase & Sale.

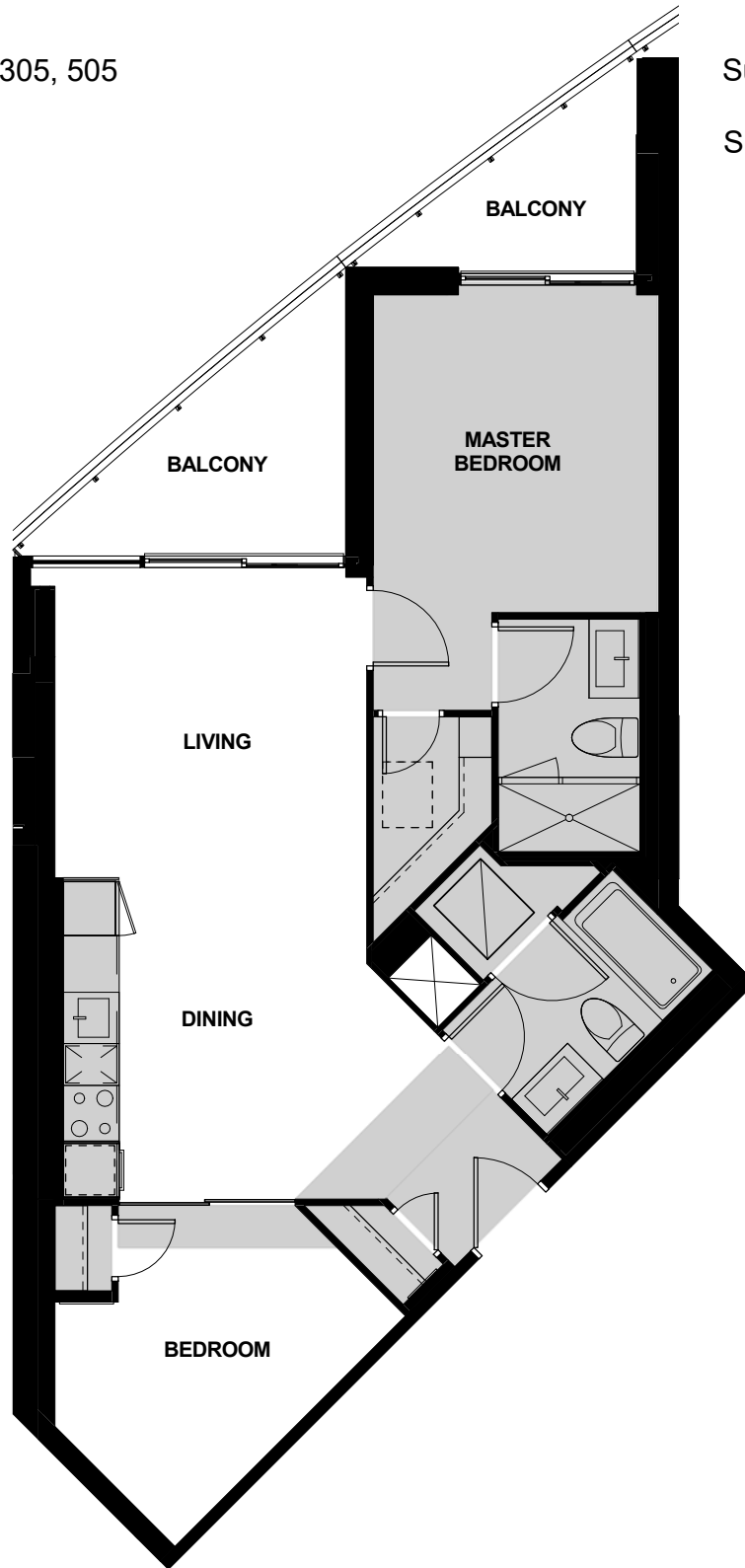
The Electrical Plan does not reflect and should not be used to demonstrate any changes to suite design made by the Customer or the Vendor.

Municipal Suite # 305, 505

Suite Type

2A

Suite #



**Legend:**

	ERV		Pot Light		ERV Switch		Switch Outlet		Weatherproof Receptacle		T-Slot duplex Receptacle		Key Pad		Track Light
	Suite Electrical Panel		Light Fixture		Capped Outlet		Duplex Receptacle		Duplex Receptacle with GFI (Ground Fault Interruptor)		Telephone Outlet		Multiport Outlet		Hose Bib
	Telecom Panel		Switch		Return Air		Wall Mount Light		Cable Outlet		Thermostat		Under Counter Lighting Connection		Capped Gas Line

All electrical symbols will be reviewed at the time of your electrical appointment however not all are represented in the legend above. Combination Smoke Alarm and CO Detector to be installed where applicable.

Area shaded in grey and /or hatched represents bulkheads and dropped ceiling for reference only. Location and size of bulkhead and dropped ceiling may vary and are subject to change.

Thermostat locations are approximate and are shown for reference.

Sprinkler system will be included in your suite as required by the Ontario Building Code. The location of sprinkler heads throughout the ceiling and/or bulkheads are determined by Professional Consultant. Please refer to sentence 6.7 in Schedule B of Agreement of Purchase and Sale.

Acknowledge that I have reviewed the above Electrical Plan, and understand that it is subject to change without notice. E. & O.E. June, 2016

I request changes to the electrical plan

Purchaser Name \_\_\_\_\_

I do not request changes to the electrical plan

Purchaser Signature \_\_\_\_\_ Date \_\_\_\_\_

## AQUAVISTA - ELECTRICAL PLAN

The Electrical Plan is a representation of a typical suite layout only. Its purpose is to show approximate electrical locations which are subject to change without notice as a result of the construction process and per the Agreement of Purchase and Sale.

All electrical items are placed at the Vendors discretion which is governed by Provincial and Municipal regulatory codes and in collaboration with professional consultants. Generally, ceiling light fixtures are placed to the approximate centre of the functional space of the room regardless of the bulkhead locations. Capped ceiling outlets, as an exception, are specifically dimensioned per below and may vary by approximately 6" in any direction of the specification due to structural limitations.

All Customers' requested Personal Selection revisions will be included in a Personal Selections Addendum and Schedule C floor plan which is formally approved by the Customer and Vendor and accepted for construction after payment. If an accepted Electrical Personal Selection requires notification or elimination as a result of the construction process than the Customer will be rebated the cost of the Selection requires notification or elimination as a result of the construction process than the Customer will be rebated the cost of the Personal Selection as outlined in detail in the Agreement of Purchase & Sale.

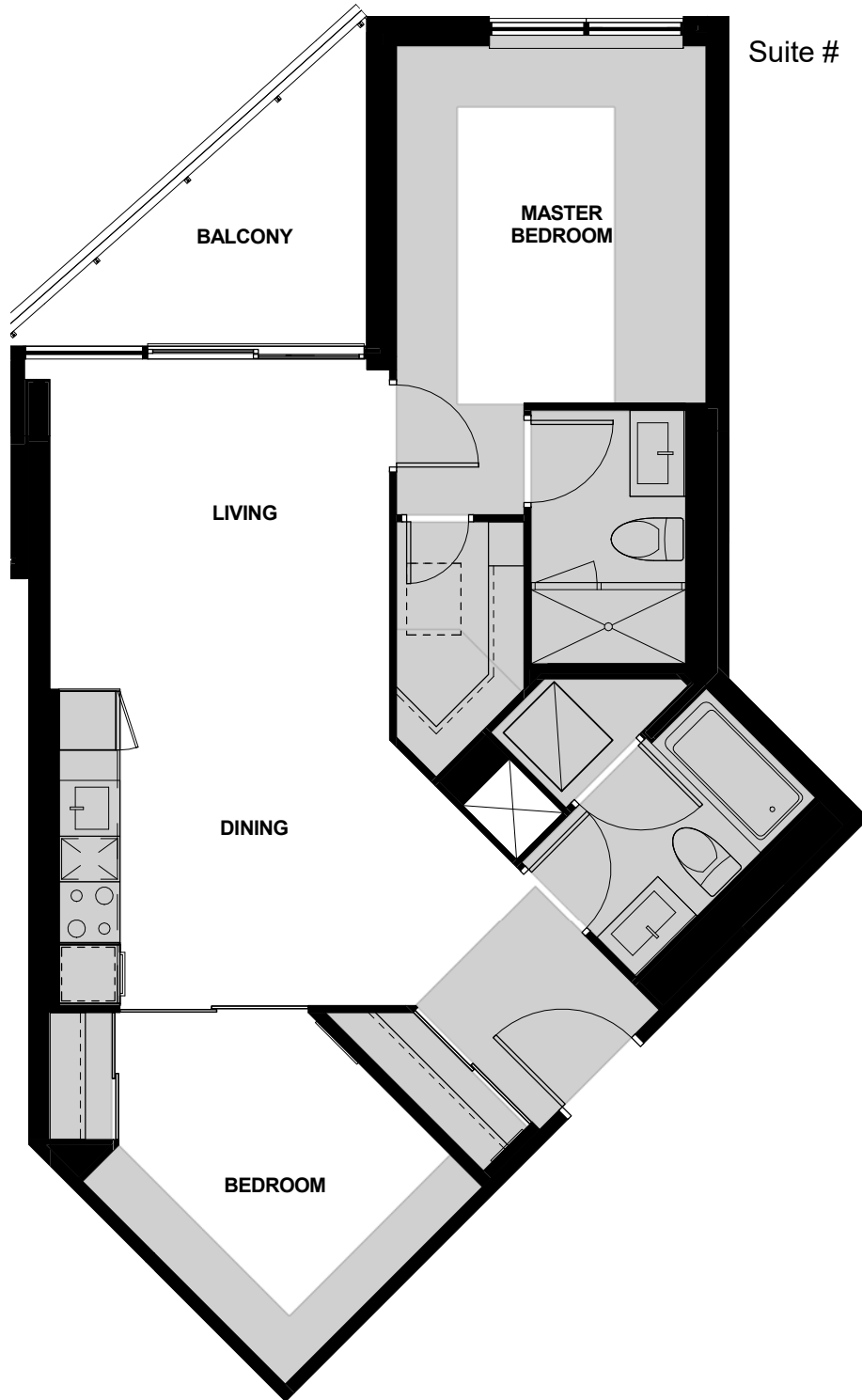
The Electrical Plan does not reflect and should not be used to demonstrate any changes to suite design made by the Customer or the Vendor.

Municipal Suite # 306, 506

Suite Type

2B1

Suite #



**Legend:**

	ERV		Pot Light		ERV Switch		Switch Outlet		Weatherproof Receptacle		T-Slot duplex Receptacle		Key Pad		Track Light
	Suite Electrical Panel		Light Fixture		Capped Outlet		Duplex Receptacle		Duplex Receptacle with GFI (Ground Fault Interruptor)		Telephone Outlet		Multiport Outlet		Hose Bib
	Telecom Panel		Switch		Return Air		Wall Mount Light		Cable Outlet		Thermostat		Under Counter Lighting Connection		Capped Gas Line

All electrical symbols will be reviewed at the time of your electrical appointment however not all are represented in the legend above. Combination Smoke Alarm and CO Detector to be installed where applicable.

Area shaded in grey and /or hatched represents bulkheads and dropped ceiling for reference only. Location and size of bulkhead and dropped ceiling may vary and are subject to change.

Thermostat locations are approximate and are shown for reference.

Sprinkler system will be included in your suite as required by the Ontario Building Code. The location of sprinkler heads throughout the ceiling and/or bulkheads are determined by Professional Consultant. Please refer to sentence 6.7 in Schedule B of Agreement of Purchase and Sale.

Acknowledge that I have reviewed the above Electrical Plan, and understand that it is subject to change without notice. E. & O.E. June, 2016

I request changes to the electrical plan

Purchaser Name \_\_\_\_\_

I do not request changes to the electrical plan

Purchaser Signature \_\_\_\_\_ Date \_\_\_\_\_

## AQUAVISTA - ELECTRICAL PLAN

The Electrical Plan is a representation of a typical suite layout only. Its purpose is to show approximate electrical locations which are subject to change without notice as a result of the construction process and per the Agreement of Purchase and Sale.

All electrical items are placed at the Vendors discretion which is governed by Provincial and Municipal regulatory codes and in collaboration with professional consultants. Generally, ceiling light fixtures are placed to the approximate centre of the functional space of the room regardless of the bulkhead locations. Capped ceiling outlets, as an exception, are specifically dimensioned per below and may vary by approximately 6" in any direction of the specification due to structural limitations.

All Customers' requested Personal Selection revisions will be included in a Personal Selections Addendum and Schedule C floor plan which is formally approved by the Customer and Vendor and accepted for construction after payment. If an accepted Electrical Personal Selection requires notification or elimination as a result of the construction process than the Customer will be rebated the cost of the Selection requires notification or elimination as a result of the construction process than the Customer will be rebated the cost of the Personal Selection as outlined in detail in the Agreement of Purchase & Sale.

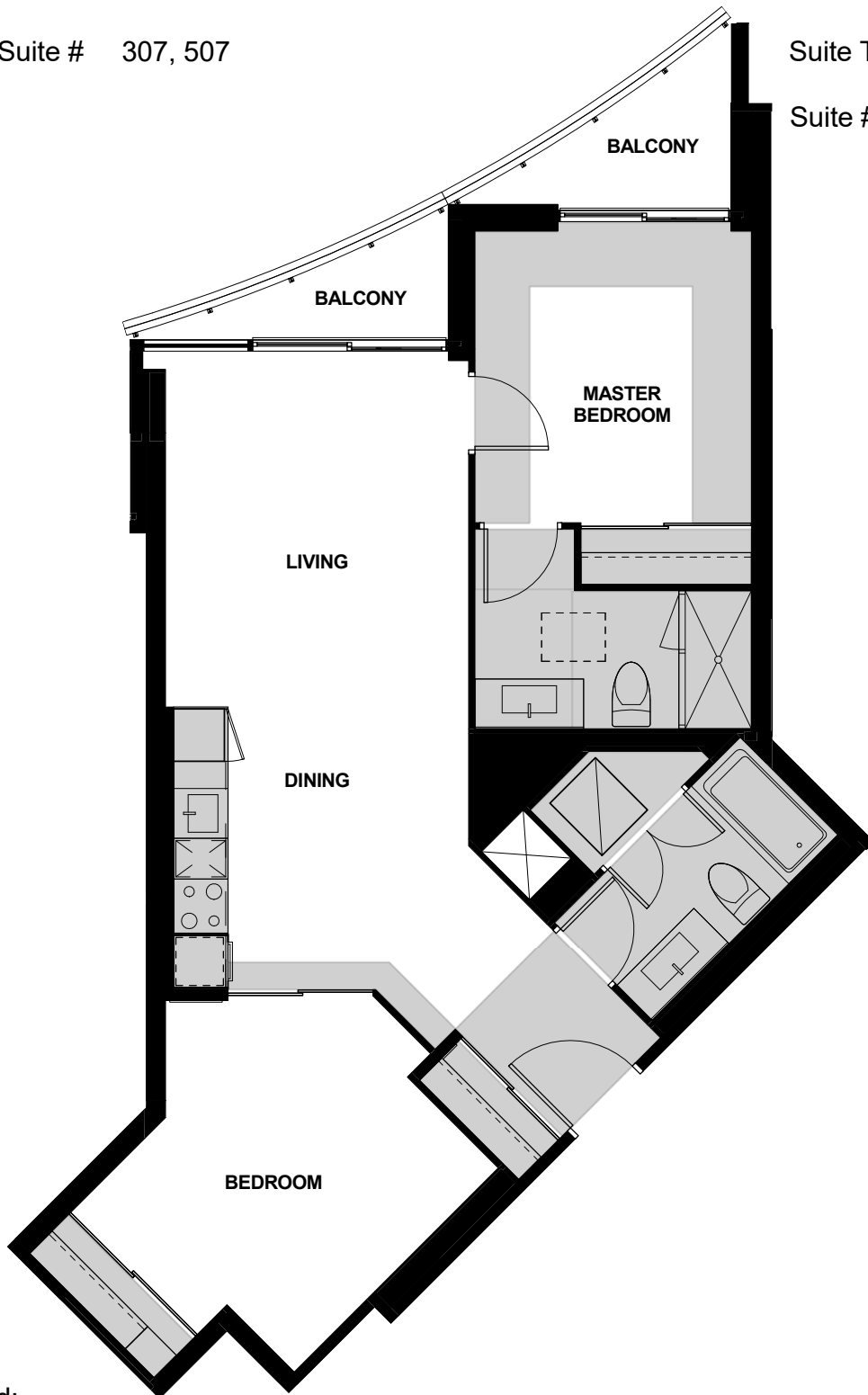
The Electrical Plan does not reflect and should not be used to demonstrate any changes to suite design made by the Customer or the Vendor.

Municipal Suite # 307, 507

Suite Type

2C

Suite #



**Legend:**

	ERV		Pot Light		ERV Switch		Switch Outlet		Weatherproof Receptacle		T-Slot duplex Receptacle		Key Pad		Track Light
	Suite Electrical Panel		Light Fixture		Capped Outlet		Duplex Receptacle		Duplex Receptacle with GFI (Ground Fault Interruptor)		Telephone Outlet		Multiport Outlet		Hose Bib
	Telecom Panel		Switch		Return Air		Wall Mount Light		Cable Outlet		Thermostat		Under Counter Lighting Connection		Capped Gas Line

All electrical symbols will be reviewed at the time of your electrical appointment however not all are represented in the legend above. Combination Smoke Alarm and CO Detector to be installed where applicable.

Area shaded in grey and /or hatched represents bulkheads and dropped ceiling for reference only. Location and size of bulkhead and dropped ceiling may vary and are subject to change.

Thermostat locations are approximate and are shown for reference.

Sprinkler system will be included in your suite as required by the Ontario Building Code. The location of sprinkler heads throughout the ceiling and/or bulkheads are determined by Professional Consultant. Please refer to sentence 6.7 in Schedule B of Agreement of Purchase and Sale.

Acknowledge that I have reviewed the above Electrical Plan, and understand that it is subject to change without notice. E. & O.E. June, 2016

I request changes to the electrical plan

Purchaser Name \_\_\_\_\_

I do not request changes to the electrical plan

Purchaser Signature \_\_\_\_\_ Date \_\_\_\_\_

## AQUAVISTA - ELECTRICAL PLAN

The Electrical Plan is a representation of a typical suite layout only. Its purpose is to show approximate electrical locations which are subject to change without notice as a result of the construction process and per the Agreement of Purchase and Sale.

All electrical items are placed at the Vendors discretion which is governed by Provincial and Municipal regulatory codes and in collaboration with professional consultants. Generally, ceiling light fixtures are placed to the approximate centre of the functional space of the room regardless of the bulkhead locations. Capped ceiling outlets, as an exception, are specifically dimensioned per below and may vary by approximately 6" in any direction of the specification due to structural limitations.

All Customers' requested Personal Selection revisions will be included in a Personal Selections Addendum and Schedule C floor plan which is formally approved by the Customer and Vendor and accepted for construction after payment. If an accepted Electrical Personal Selection requires notification or elimination as a result of the construction process than the Customer will be rebated the cost of the Selection requires notification or elimination as a result of the construction process than the Customer will be rebated the cost of the Personal Selection as outlined in detail in the Agreement of Purchase & Sale.

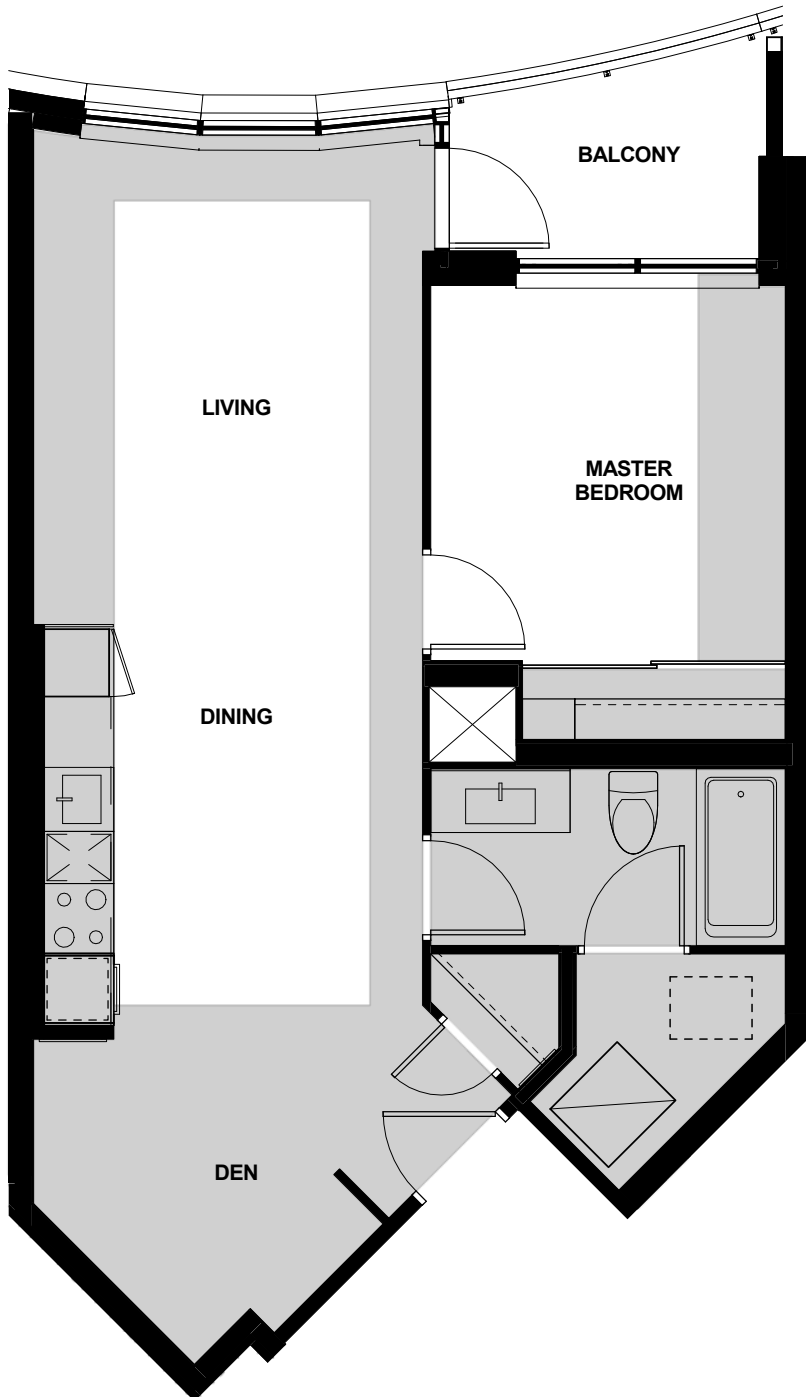
The Electrical Plan does not reflect and should not be used to demonstrate any changes to suite design made by the Customer or the Vendor.

Municipal Suite # 308, 408, 508

Suite Type

1D+D

Suite #



**Legend:**

	ERV		Pot Light		ERV Switch		Switch Outlet		Weatherproof Receptacle		T-Slot duplex Receptacle		Key Pad		Track Light
	Suite Electrical Panel		Light Fixture		Capped Outlet		Duplex Receptacle		Duplex Receptacle with GFI (Ground Fault Interruptor)		Telephone Outlet		Multiport Outlet		Hose Bib
	Telecom Panel		Switch		Return Air		Wall Mount Light		Cable Outlet		Thermostat		Under Counter Lighting Connection		Capped Gas Line

All electrical symbols will be reviewed at the time of your electrical appointment however not all are represented in the legend above. Combination Smoke Alarm and CO Detector to be installed where applicable.

Area shaded in grey and /or hatched represents bulkheads and dropped ceiling for reference only. Location and size of bulkhead and dropped ceiling may vary and are subject to change.

Thermostat locations are approximate and are shown for reference.

Sprinkler system will be included in your suite as required by the Ontario Building Code. The location of sprinkler heads throughout the ceiling and/or bulkheads are determined by Professional Consultant. Please refer to sentence 6.7 in Schedule B of Agreement of Purchase and Sale.

Acknowledge that I have reviewed the above Electrical Plan, and understand that it is subject to change without notice. E. & O.E. June, 2016

I request changes to the electrical plan

Purchaser Name \_\_\_\_\_

I do not request changes to the electrical plan

Purchaser Signature \_\_\_\_\_ Date \_\_\_\_\_

## AQUAVISTA - ELECTRICAL PLAN

The Electrical Plan is a representation of a typical suite layout only. Its purpose is to show approximate electrical locations which are subject to change without notice as a result of the construction process and per the Agreement of Purchase and Sale.

All electrical items are placed at the Vendors discretion which is governed by Provincial and Municipal regulatory codes and in collaboration with professional consultants. Generally, ceiling light fixtures are placed to the approximate centre of the functional space of the room regardless of the bulkhead locations. Capped ceiling outlets, as an exception, are specifically dimensioned per below and may vary by approximately 6" in any direction of the specification due to structural limitations.

All Customers' requested Personal Selection revisions will be included in a Personal Selections Addendum and Schedule C floor plan which is formally approved by the Customer and Vendor and accepted for construction after payment. If an accepted Electrical Personal Selection requires notification or elimination as a result of the construction process than the Customer will be rebated the cost of the Selection requires notification or elimination as a result of the construction process than the Customer will be rebated the cost of the Personal Selection as outlined in detail in the Agreement of Purchase & Sale.

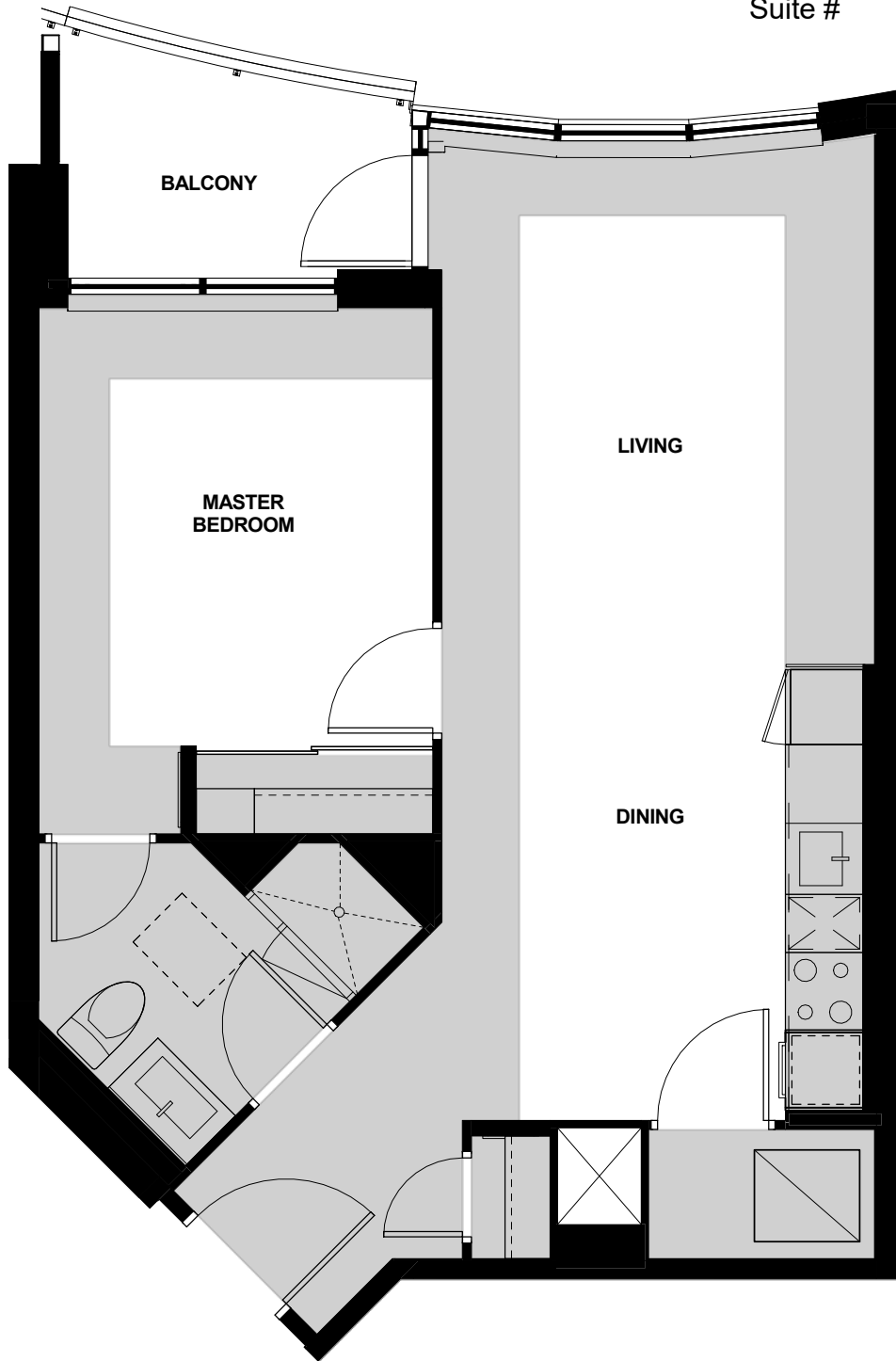
The Electrical Plan does not reflect and should not be used to demonstrate any changes to suite design made by the Customer or the Vendor.

Municipal Suite # 311, 411, 511

Suite Type

1Q

Suite #



**Legend:**

	ERV		Pot Light		ERV Switch		Switch Outlet		Weatherproof Receptacle		T-Slot duplex Receptacle		Key Pad		Track Light
	Suite Electrical Panel		Light Fixture		Capped Outlet		Duplex Receptacle		Duplex Receptacle with GFI (Ground Fault Interruptor)		Telephone Outlet		Multiport Outlet		Hose Bib
	Telecom Panel		Switch		Return Air		Wall Mount Light		Cable Outlet		Thermostat		Under Counter Lighting Connection		Capped Gas Line

All electrical symbols will be reviewed at the time of your electrical appointment however not all are represented in the legend above. Combination Smoke Alarm and CO Detector to be installed where applicable.

Area shaded in grey and /or hatched represents bulkheads and dropped ceiling for reference only. Location and size of bulkhead and dropped ceiling may vary and are subject to change.

Thermostat locations are approximate and are shown for reference.

Sprinkler system will be included in your suite as required by the Ontario Building Code. The location of sprinkler heads throughout the ceiling and/or bulkheads are determined by Professional Consultant. Please refer to sentence 6.7 in Schedule B of Agreement of Purchase and Sale.

Acknowledge that I have reviewed the above Electrical Plan, and understand that it is subject to change without notice. E. & O.E. June, 2016

I request changes to the electrical plan

Purchaser Name \_\_\_\_\_

I do not request changes to the electrical plan

Purchaser Signature \_\_\_\_\_ Date \_\_\_\_\_

## AQUAVISTA - ELECTRICAL PLAN

The Electrical Plan is a representation of a typical suite layout only. Its purpose is to show approximate electrical locations which are subject to change without notice as a result of the construction process and per the Agreement of Purchase and Sale.

All electrical items are placed at the Vendors discretion which is governed by Provincial and Municipal regulatory codes and in collaboration with professional consultants. Generally, ceiling light fixtures are placed to the approximate centre of the functional space of the room regardless of the bulkhead locations. Capped ceiling outlets, as an exception, are specifically dimensioned per below and may vary by approximately 6" in any direction of the specification due to structural limitations.

All Customers' requested Personal Selection revisions will be included in a Personal Selections Addendum and Schedule C floor plan which is formally approved by the Customer and Vendor and accepted for construction after payment. If an accepted Electrical Personal Selection requires notification or elimination as a result of the construction process than the Customer will be rebated the cost of the Selection requires notification or elimination as a result of the construction process than the Customer will be rebated the cost of the Personal Selection as outlined in detail in the Agreement of Purchase & Sale.

The Electrical Plan does not reflect and should not be used to demonstrate any changes to suite design made by the Customer or the Vendor.

Municipal Suite # 312, 512

Suite Type 2D

Suite #

**Legend:**

	ERV		Pot Light		ERV Switch		Switch Outlet		Weatherproof Receptacle		T-Slot duplex Receptacle		Key Pad		Track Light
	Suite Electrical Panel		Light Fixture		Capped Outlet		Duplex Receptacle		Duplex Receptacle with GFI (Ground Fault Interruptor)		Telephone Outlet		Multiport Outlet		Hose Bib
	Telecom Panel		Switch		Return Air		Wall Mount Light		Cable Outlet		Thermostat		Under Counter Lighting Connection		Capped Gas Line

All electrical symbols will be reviewed at the time of your electrical appointment however not all are represented in the legend above. Combination Smoke Alarm and CO Detector to be installed where applicable.

Area shaded in grey and /or hatched represents bulkheads and dropped ceiling for reference only. Location and size of bulkhead and dropped ceiling may vary and are subject to change.

Thermostat locations are approximate and are shown for reference.

Sprinkler system will be included in your suite as required by the Ontario Building Code. The location of sprinkler heads throughout the ceiling and/or bulkheads are determined by Professional Consultant. Please refer to sentence 6.7 in Schedule B of Agreement of Purchase and Sale.

Acknowledge that I have reviewed the above Electrical Plan, and understand that it is subject to change without notice. E. & O.E. June, 2016

I request changes to the electrical plan

Purchaser Name \_\_\_\_\_

I do not request changes to the electrical plan

Purchaser Signature \_\_\_\_\_ Date \_\_\_\_\_

## AQUAVISTA - ELECTRICAL PLAN

The Electrical Plan is a representation of a typical suite layout only. Its purpose is to show approximate electrical locations which are subject to change without notice as a result of the construction process and per the Agreement of Purchase and Sale.

All electrical items are placed at the Vendors discretion which is governed by Provincial and Municipal regulatory codes and in collaboration with professional consultants. Generally, ceiling light fixtures are placed to the approximate centre of the functional space of the room regardless of the bulkhead locations. Capped ceiling outlets, as an exception, are specifically dimensioned per below and may vary by approximately 6" in any direction of the specification due to structural limitations.

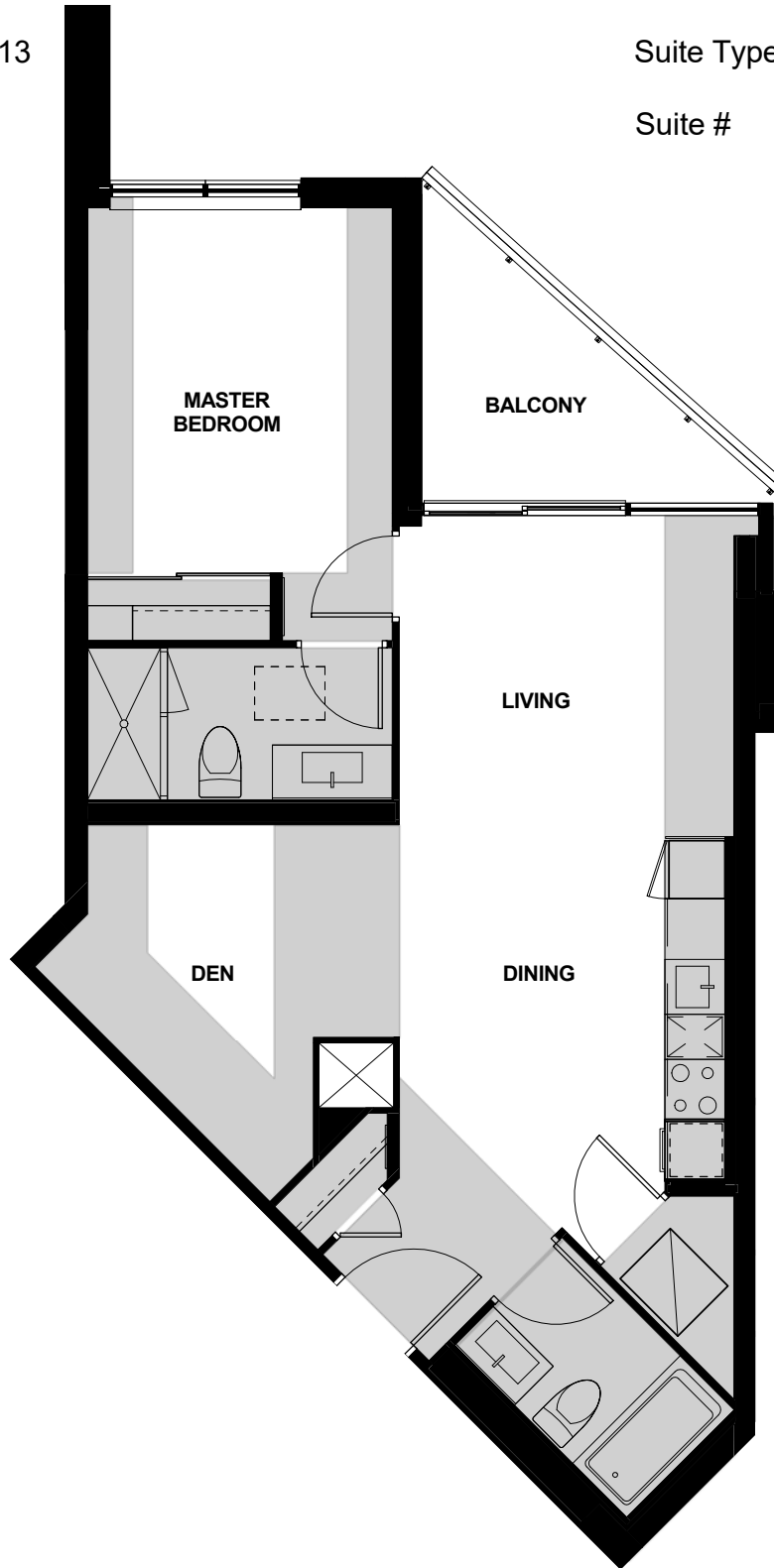
All Customers' requested Personal Selection revisions will be included in a Personal Selections Addendum and Schedule C floor plan which is formally approved by the Customer and Vendor and accepted for construction after payment. If an accepted Electrical Personal Selection requires notification or elimination as a result of the construction process than the Customer will be rebated the cost of the Selection requires notification or elimination as a result of the construction process than the Customer will be rebated the cost of the Personal Selection as outlined in detail in the Agreement of Purchase & Sale.

The Electrical Plan does not reflect and should not be used to demonstrate any changes to suite design made by the Customer or the Vendor.

Municipal Suite # 313, 513

Suite Type 1K+D1

Suite #



**Legend:**

	ERV		Pot Light		ERV Switch		Switch Outlet		Weatherproof Receptacle		T-Slot duplex Receptacle		Key Pad		Track Light
	Suite Electrical Panel		Light Fixture		Capped Outlet		Duplex Receptacle		Duplex Receptacle with GFI (Ground Fault Interruptor)		Telephone Outlet		Multipoint Outlet		Hose Bib
	Telecom Panel		Switch		Return Air		Wall Mount Light		Cable Outlet		Thermostat		Under Counter Lighting Connection		Capped Gas Line

All electrical symbols will be reviewed at the time of your electrical appointment however not all are represented in the legend above. Combination Smoke Alarm and CO Detector to be installed where applicable.

Area shaded in grey and /or hatched represents bulkheads and dropped ceiling for reference only. Location and size of bulkhead and dropped ceiling may vary and are subject to change.

Thermostat locations are approximate and are shown for reference.

Sprinkler system will be included in your suite as required by the Ontario Building Code. The location of sprinkler heads throughout the ceiling and/or bulkheads are determined by Professional Consultant. Please refer to sentence 6.7 in Schedule B of Agreement of Purchase and Sale.

Acknowledge that I have reviewed the above Electrical Plan, and understand that it is subject to change without notice. E. & O.E. June, 2016

I request changes to the electrical plan

Purchaser Name \_\_\_\_\_

I do not request changes to the electrical plan

Purchaser Signature \_\_\_\_\_ Date \_\_\_\_\_

## AQUAVISTA - ELECTRICAL PLAN

The Electrical Plan is a representation of a typical suite layout only. Its purpose is to show approximate electrical locations which are subject to change without notice as a result of the construction process and per the Agreement of Purchase and Sale.

All electrical items are placed at the Vendors discretion which is governed by Provincial and Municipal regulatory codes and in collaboration with professional consultants. Generally, ceiling light fixtures are placed to the approximate centre of the functional space of the room regardless of the bulkhead locations. Capped ceiling outlets, as an exception, are specifically dimensioned per below and may vary by approximately 6" in any direction of the specification due to structural limitations.

All Customers' requested Personal Selection revisions will be included in a Personal Selections Addendum and Schedule C floor plan which is formally approved by the Customer and Vendor and accepted for construction after payment. If an accepted Electrical Personal Selection requires notification or elimination as a result of the construction process than the Customer will be rebated the cost of the Selection requires notification or elimination as a result of the construction process than the Customer will be rebated the cost of the Personal Selection as outlined in detail in the Agreement of Purchase & Sale.

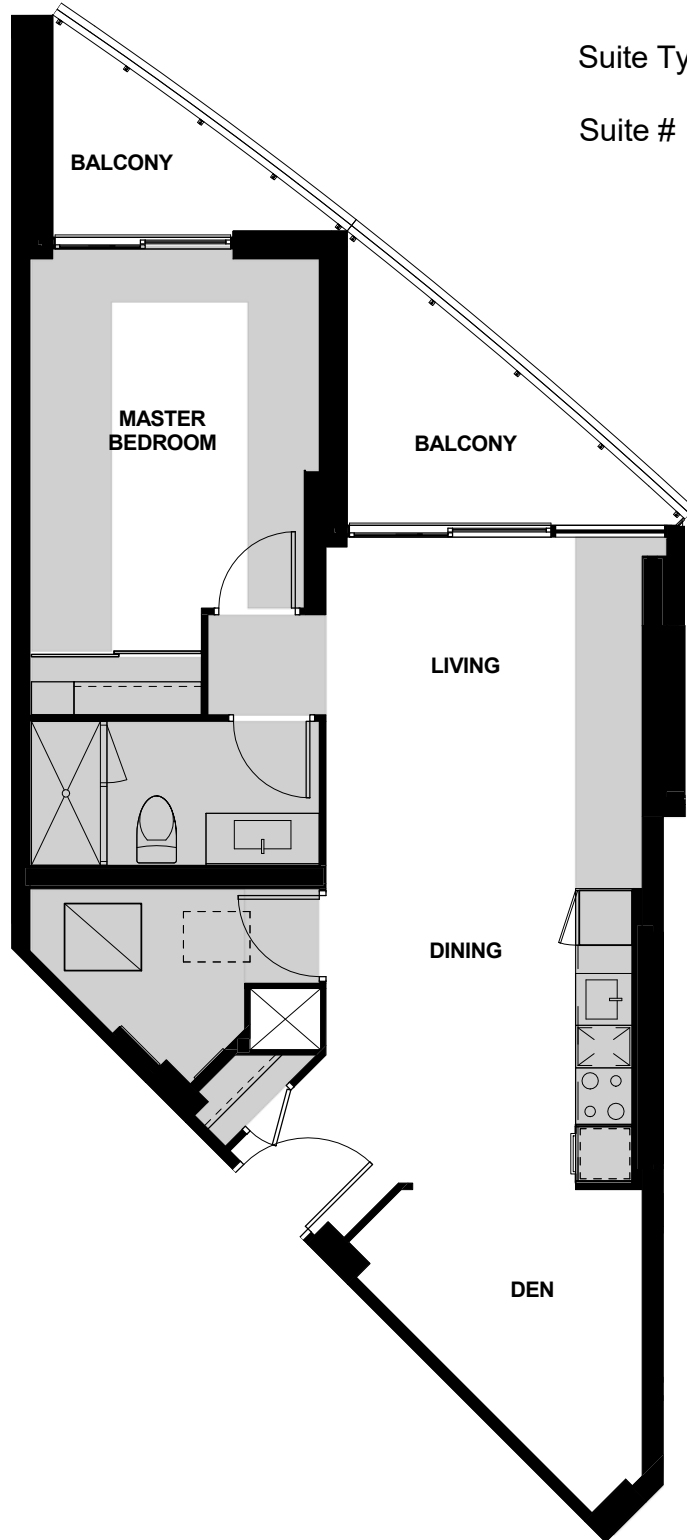
The Electrical Plan does not reflect and should not be used to demonstrate any changes to suite design made by the Customer or the Vendor.

Municipal Suite # 314, 514

Suite Type

1G+D

Suite #



**Legend:**

	ERV		Pot Light		ERV Switch		Switch Outlet		Weatherproof Receptacle		T-Slot duplex Receptacle		Key Pad		Track Light
	Suite Electrical Panel		Light Fixture		Capped Outlet		Duplex Receptacle		Duplex Receptacle with GFI (Ground Fault Interruptor)		Telephone Outlet		Multipoint Outlet		Hose Bib
	Telecom Panel		Switch		Return Air		Wall Mount Light		Cable Outlet		Thermostat		Under Counter Lighting Connection		Capped Gas Line

All electrical symbols will be reviewed at the time of your electrical appointment however not all are represented in the legend above.  
Combination Smoke Alarm and CO Detector to be installed where applicable.

Area shaded in grey and /or hatched represents bulkheads and dropped ceiling for reference only. Location and size of bulkhead and dropped ceiling may vary and are subject to change.

Thermostat locations are approximate and are shown for reference.

Sprinkler system will be included in your suite as required by the Ontario Building Code. The location of sprinkler heads throughout the ceiling and/or bulkheads are determined by Professional Consultant. Please refer to sentence 6.7 in Schedule B of Agreement of Purchase and Sale.

Acknowledge that I have reviewed the above Electrical Plan, and understand that it is subject to change without notice. E. & O.E. June, 2016

I request changes to the electrical plan

Purchaser Name \_\_\_\_\_

I do not request changes to the electrical plan

Purchaser Signature \_\_\_\_\_ Date \_\_\_\_\_

## AQUAVISTA - ELECTRICAL PLAN

The Electrical Plan is a representation of a typical suite layout only. Its purpose is to show approximate electrical locations which are subject to change without notice as a result of the construction process and per the Agreement of Purchase and Sale.

All electrical items are placed at the Vendors discretion which is governed by Provincial and Municipal regulatory codes and in collaboration with professional consultants. Generally, ceiling light fixtures are placed to the approximate centre of the functional space of the room regardless of the bulkhead locations. Capped ceiling outlets, as an exception, are specifically dimensioned per below and may vary by approximately 6" in any direction of the specification due to structural limitations.

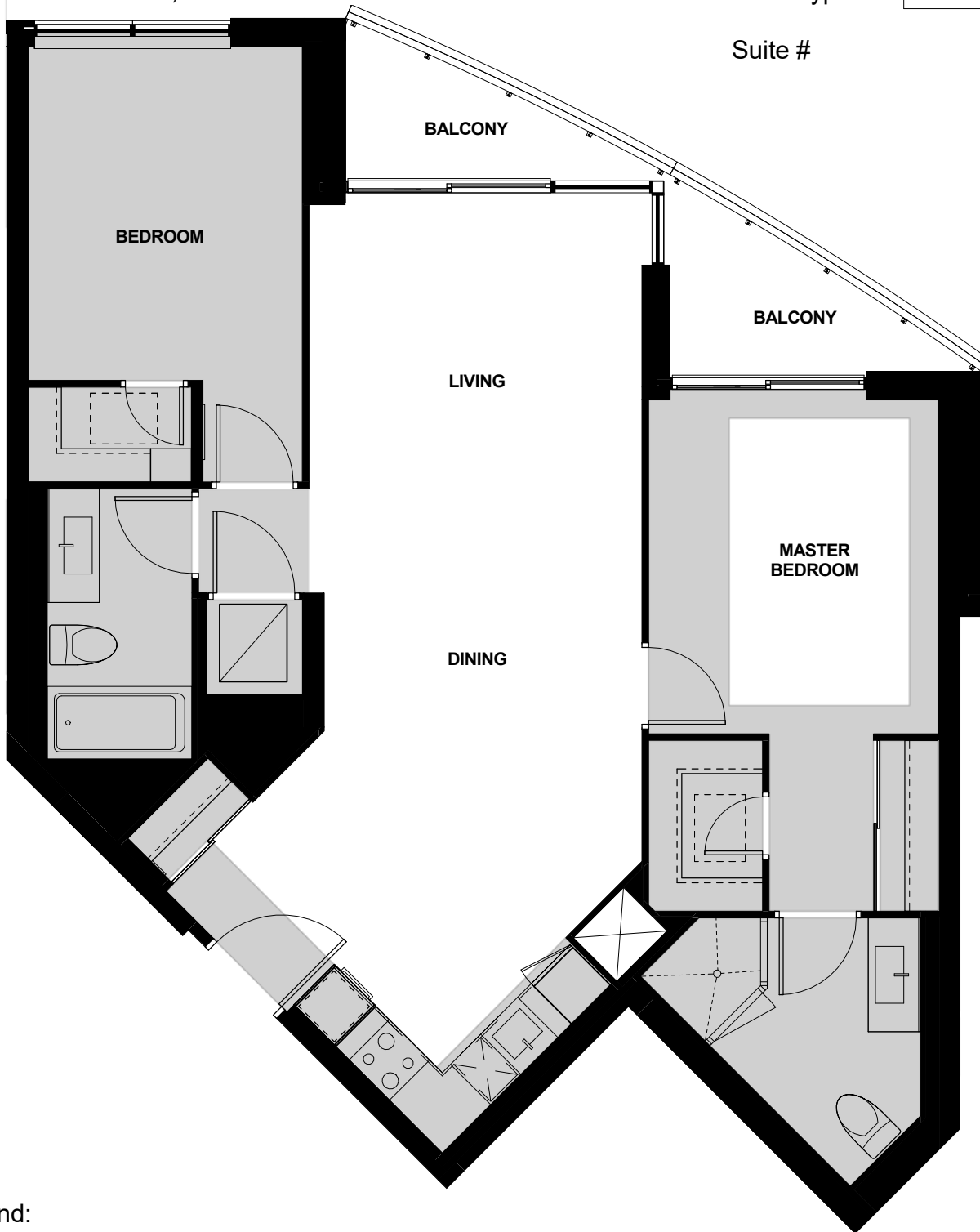
All Customers' requested Personal Selection revisions will be included in a Personal Selections Addendum and Schedule C floor plan which is formally approved by the Customer and Vendor and accepted for construction after payment. If an accepted Electrical Personal Selection requires notification or elimination as a result of the construction process than the Customer will be rebated the cost of the Selection requires notification or elimination as a result of the construction process than the Customer will be rebated the cost of the Personal Selection as outlined in detail in the Agreement of Purchase & Sale.

The Electrical Plan does not reflect and should not be used to demonstrate any changes to suite design made by the Customer or the Vendor.

Municipal Suite # 315, 515

Suite Type 2F1

Suite #



**Legend:**

	ERV		Pot Light		ERV Switch		Switch Outlet		Weatherproof Receptacle		T-Slot duplex Receptacle		Key Pad		Track Light
	Suite Electrical Panel		Light Fixture		Capped Outlet		Duplex Receptacle		Duplex Receptacle with GFI (Ground Fault Interruptor)		Telephone Outlet		Multiport Outlet		Hose Bib
	Telecom Panel		Switch		Return Air		Wall Mount Light		Cable Outlet		Thermostat		Under Counter Lighting Connection		Capped Gas Line

All electrical symbols will be reviewed at the time of your electrical appointment however not all are represented in the legend above. Combination Smoke Alarm and CO Detector to be installed where applicable.

Area shaded in grey and /or hatched represents bulkheads and dropped ceiling for reference only. Location and size of bulkhead and dropped ceiling may vary and are subject to change.

Thermostat locations are approximate and are shown for reference.

Sprinkler system will be included in your suite as required by the Ontario Building Code. The location of sprinkler heads throughout the ceiling and/or bulkheads are determined by Professional Consultant. Please refer to sentence 6.7 in Schedule B of Agreement of Purchase and Sale.

Acknowledge that I have reviewed the above Electrical Plan, and understand that it is subject to change without notice. E. & O.E. June, 2016

I request changes to the electrical plan

Purchaser Name \_\_\_\_\_

I do not request changes to the electrical plan

Purchaser Signature \_\_\_\_\_ Date \_\_\_\_\_

## AQUAVISTA - ELECTRICAL PLAN

The Electrical Plan is a representation of a typical suite layout only. Its purpose is to show approximate electrical locations which are subject to change without notice as a result of the construction process and per the Agreement of Purchase and Sale.

All electrical items are placed at the Vendors discretion which is governed by Provincial and Municipal regulatory codes and in collaboration with professional consultants. Generally, ceiling light fixtures are placed to the approximate centre of the functional space of the room regardless of the bulkhead locations. Capped ceiling outlets, as an exception, are specifically dimensioned per below and may vary by approximately 6" in any direction of the specification due to structural limitations.

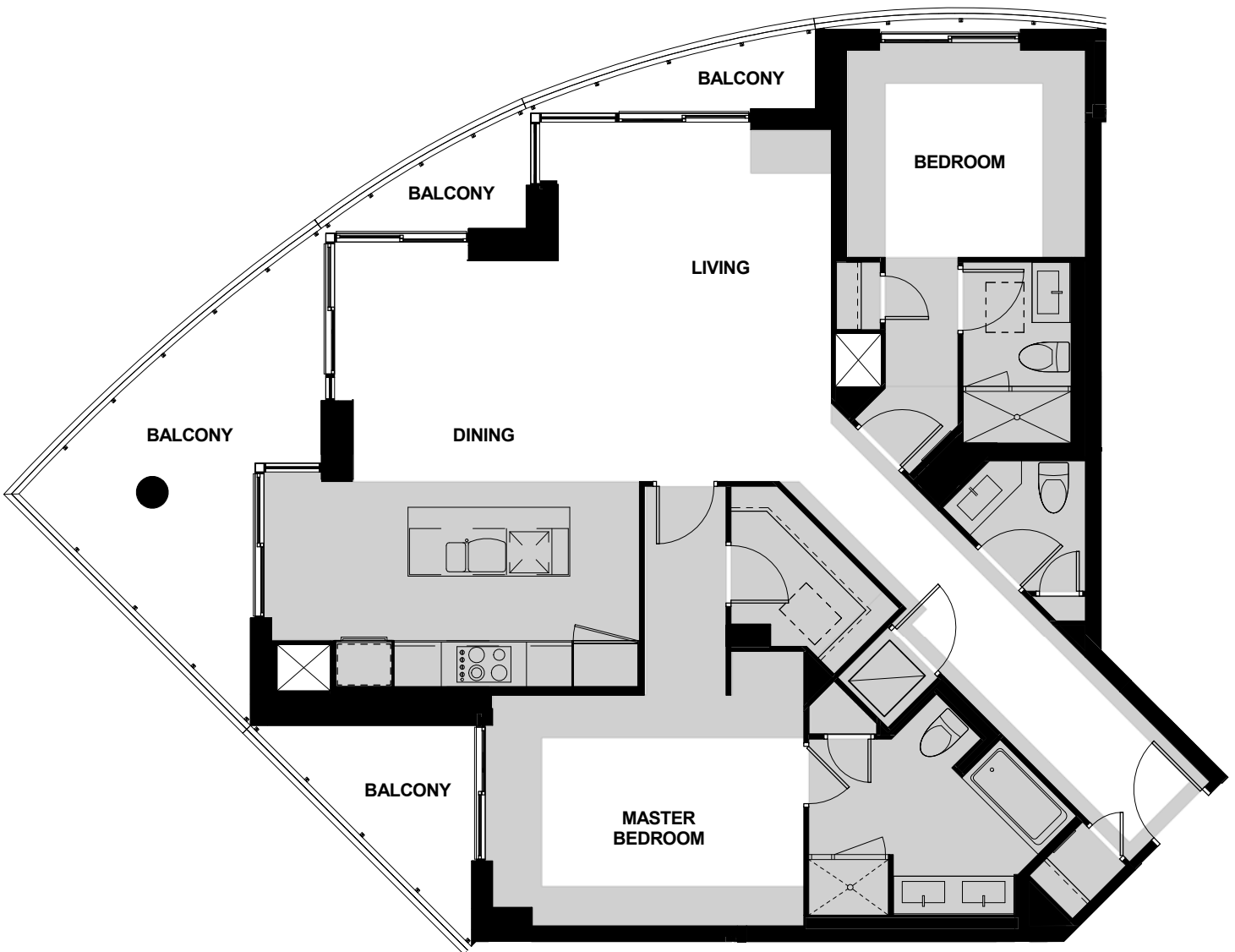
All Customers' requested Personal Selection revisions will be included in a Personal Selections Addendum and Schedule C floor plan which is formally approved by the Customer and Vendor and accepted for construction after payment. If an accepted Electrical Personal Selection requires notification or elimination as a result of the construction process than the Customer will be rebated the cost of the Selection requires notification or elimination as a result of the construction process than the Customer will be rebated the cost of the Personal Selection as outlined in detail in the Agreement of Purchase & Sale.

The Electrical Plan does not reflect and should not be used to demonstrate any changes to suite design made by the Customer or the Vendor.

Municipal Suite # 316, 416, 516

Suite Type S5

Suite #



**Legend:**

	ERV		Pot Light		ERV Switch		Switch Outlet		Weatherproof Receptacle		T-Slot duplex Receptacle		Key Pad		Track Light
	Suite Electrical Panel		Light Fixture		Capped Outlet		Duplex Receptacle		Duplex Receptacle with GFI (Ground Fault Interruptor)		Telephone Outlet		Multiport Outlet		Hose Bib
	Telecom Panel		Switch		Return Air		Wall Mount Light		Cable Outlet		Thermostat		Under Counter Lighting Connection		Capped Gas Line

All electrical symbols will be reviewed at the time of your electrical appointment however not all are represented in the legend above. Combination Smoke Alarm and CO Detector to be installed where applicable.

Area shaded in grey and /or hatched represents bulkheads and dropped ceiling for reference only. Location and size of bulkhead and dropped ceiling may vary and are subject to change.

Thermostat locations are approximate and are shown for reference.

Sprinkler system will be included in your suite as required by the Ontario Building Code. The location of sprinkler heads throughout the ceiling and/or bulkheads are determined by Professional Consultant. Please refer to sentence 6.7 in Schedule B of Agreement of Purchase and Sale.

Acknowledge that I have reviewed the above Electrical Plan, and understand that it is subject to change without notice. E. & O.E. June, 2016

I request changes to the electrical plan

Purchaser Name \_\_\_\_\_

I do not request changes to the electrical plan

Purchaser Signature \_\_\_\_\_ Date \_\_\_\_\_

## AQUAVISTA - ELECTRICAL PLAN

The Electrical Plan is a representation of a typical suite layout only. Its purpose is to show approximate electrical locations which are subject to change without notice as a result of the construction process and per the Agreement of Purchase and Sale.

All electrical items are placed at the Vendors discretion which is governed by Provincial and Municipal regulatory codes and in collaboration with professional consultants. Generally, ceiling light fixtures are placed to the approximate centre of the functional space of the room regardless of the bulkhead locations. Capped ceiling outlets, as an exception, are specifically dimensioned per below and may vary by approximately 6" in any direction of the specification due to structural limitations.

All Customers' requested Personal Selection revisions will be included in a Personal Selections Addendum and Schedule C floor plan which is formally approved by the Customer and Vendor and accepted for construction after payment. If an accepted Electrical Personal Selection requires notification or elimination as a result of the construction process than the Customer will be rebated the cost of the Selection requires notification or elimination as a result of the construction process than the Customer will be rebated the cost of the Personal Selection as outlined in detail in the Agreement of Purchase & Sale.

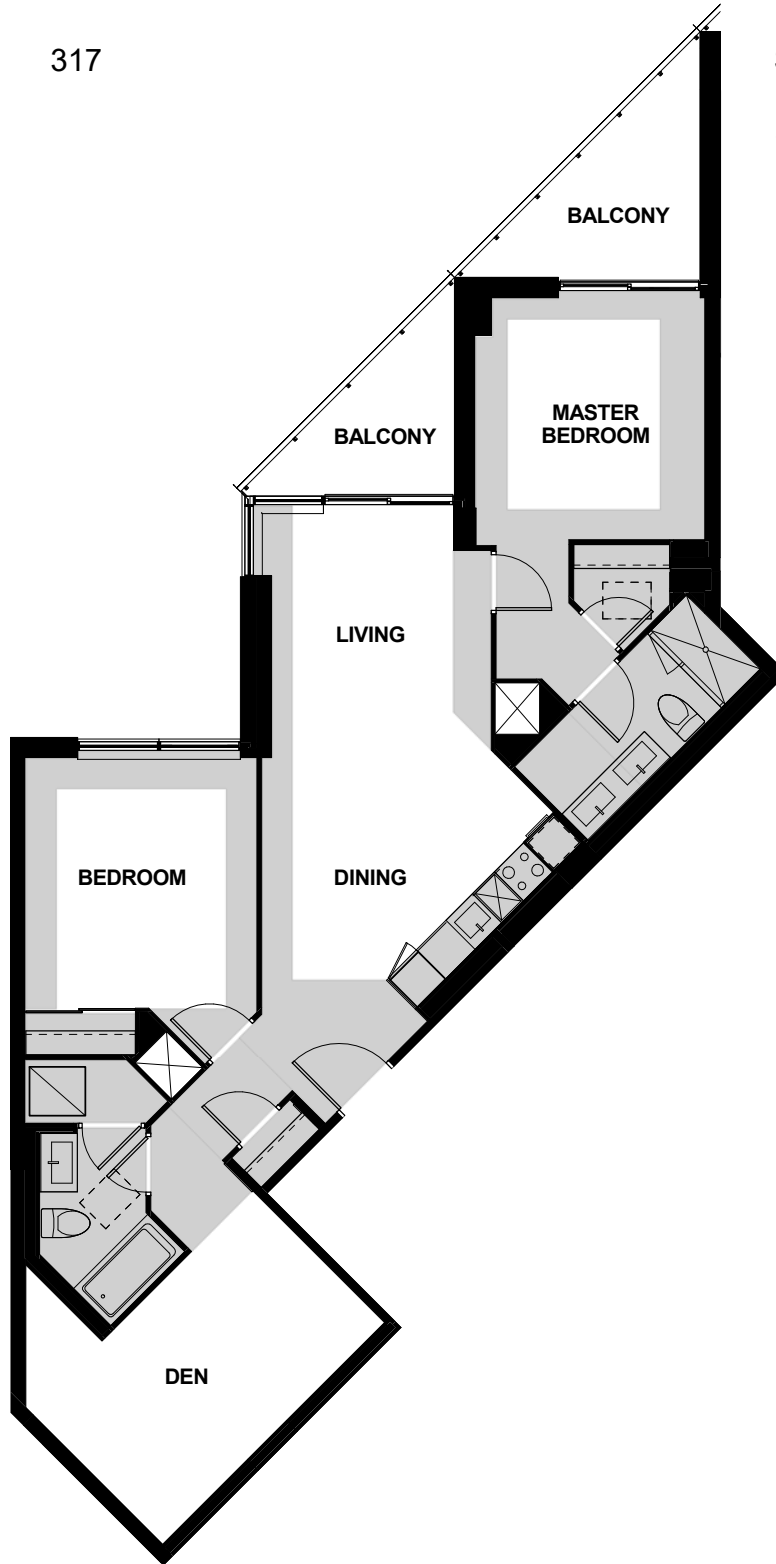
The Electrical Plan does not reflect and should not be used to demonstrate any changes to suite design made by the Customer or the Vendor.

Municipal Suite # 317

Suite Type

2L+D

Suite #



**Legend:**

	ERV		Pot Light		ERV Switch		Switch Outlet		Weatherproof Receptacle		T-Slot duplex Receptacle		Key Pad		Track Light
	Suite Electrical Panel		Light Fixture		Capped Outlet		Duplex Receptacle		Duplex Receptacle with GFI (Ground Fault Interruptor)		Telephone Outlet		Multiport Outlet		Hose Bib
	Telecom Panel		Switch		Return Air		Wall Mount Light		Cable Outlet		Thermostat		Under Counter Lighting Connection		Capped Gas Line

All electrical symbols will be reviewed at the time of your electrical appointment however not all are represented in the legend above. Combination Smoke Alarm and CO Detector to be installed where applicable.

Area shaded in grey and /or hatched represents bulkheads and dropped ceiling for reference only. Location and size of bulkhead and dropped ceiling may vary and are subject to change.

Thermostat locations are approximate and are shown for reference.

Sprinkler system will be included in your suite as required by the Ontario Building Code. The location of sprinkler heads throughout the ceiling and/or bulkheads are determined by Professional Consultant. Please refer to sentence 6.7 in Schedule B of Agreement of Purchase and Sale.

Acknowledge that I have reviewed the above Electrical Plan, and understand that it is subject to change without notice. E. & O.E. June, 2016

I request changes to the electrical plan

Purchaser Name \_\_\_\_\_

I do not request changes to the electrical plan

Purchaser Signature \_\_\_\_\_ Date \_\_\_\_\_

## AQUAVISTA - ELECTRICAL PLAN

The Electrical Plan is a representation of a typical suite layout only. Its purpose is to show approximate electrical locations which are subject to change without notice as a result of the construction process and per the Agreement of Purchase and Sale.

All electrical items are placed at the Vendors discretion which is governed by Provincial and Municipal regulatory codes and in collaboration with professional consultants. Generally, ceiling light fixtures are placed to the approximate centre of the functional space of the room regardless of the bulkhead locations. Capped ceiling outlets, as an exception, are specifically dimensioned per below and may vary by approximately 6" in any direction of the specification due to structural limitations.

All Customers' requested Personal Selection revisions will be included in a Personal Selections Addendum and Schedule C floor plan which is formally approved by the Customer and Vendor and accepted for construction after payment. If an accepted Electrical Personal Selection requires notification or elimination as a result of the construction process than the Customer will be rebated the cost of the Selection requires notification or elimination as a result of the construction process than the Customer will be rebated the cost of the Personal Selection as outlined in detail in the Agreement of Purchase & Sale.

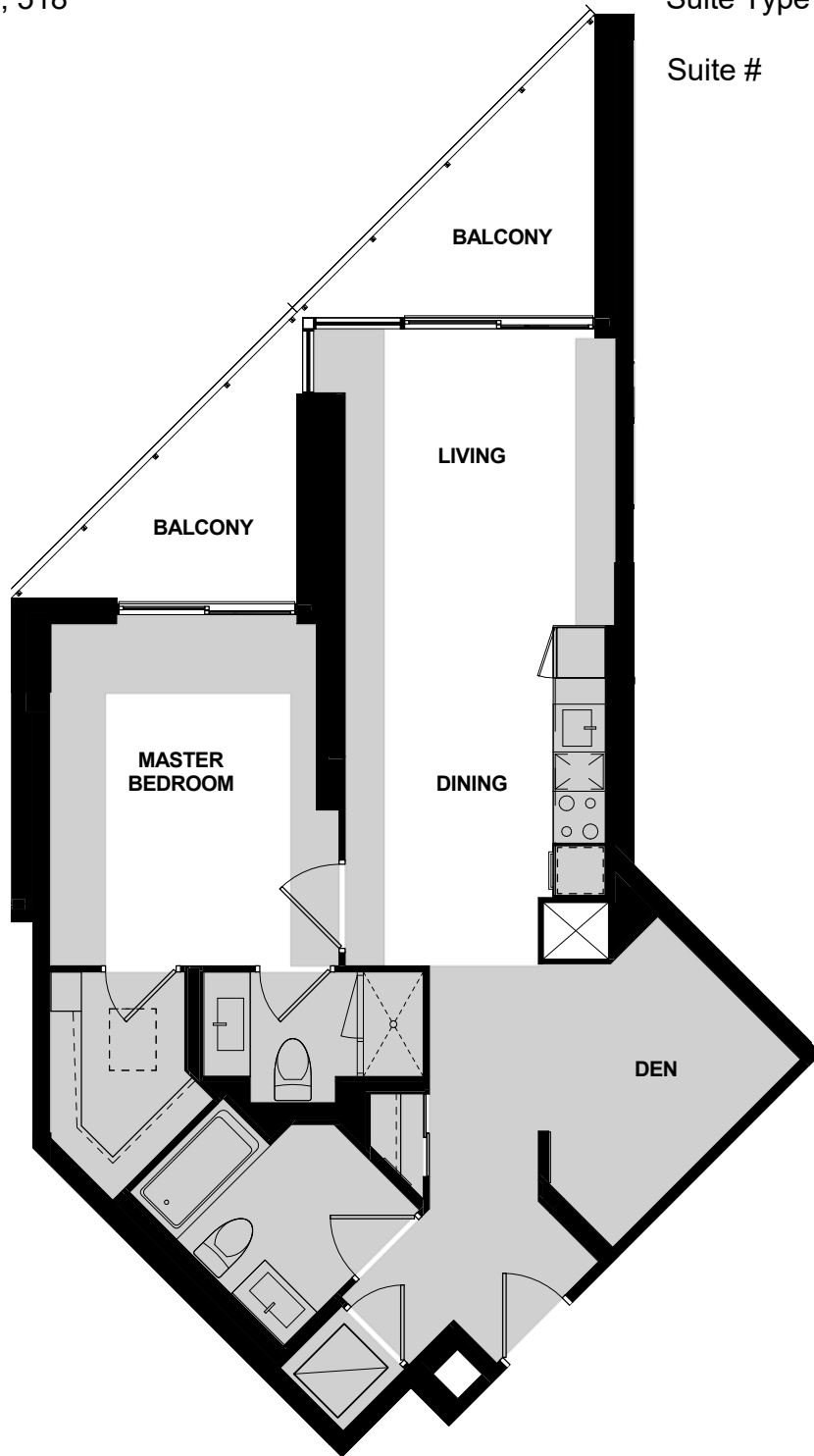
The Electrical Plan does not reflect and should not be used to demonstrate any changes to suite design made by the Customer or the Vendor.

Municipal Suite # 318, 518

Suite Type

1M+D

Suite #



**Legend:**

	ERV		Pot Light		ERV Switch		Switch Outlet		Weatherproof Receptacle		T-Slot duplex Receptacle		Key Pad		Track Light
	Suite Electrical Panel		Light Fixture		Capped Outlet		Duplex Receptacle		Duplex Receptacle with GFI (Ground Fault Interruptor)		Telephone Outlet		Multiport Outlet		Hose Bib
	Telecom Panel		Switch		Return Air		Wall Mount Light		Cable Outlet		Thermostat		Under Counter Lighting Connection		Capped Gas Line

All electrical symbols will be reviewed at the time of your electrical appointment however not all are represented in the legend above. Combination Smoke Alarm and CO Detector to be installed where applicable.

Area shaded in grey and /or hatched represents bulkheads and dropped ceiling for reference only. Location and size of bulkhead and dropped ceiling may vary and are subject to change.

Thermostat locations are approximate and are shown for reference.

Sprinkler system will be included in your suite as required by the Ontario Building Code. The location of sprinkler heads throughout the ceiling and/or bulkheads are determined by Professional Consultant. Please refer to sentence 6.7 in Schedule B of Agreement of Purchase and Sale.

Acknowledge that I have reviewed the above Electrical Plan, and understand that it is subject to change without notice. E. & O.E. June, 2016

I request changes to the electrical plan

Purchaser Name \_\_\_\_\_

I do not request changes to the electrical plan

Purchaser Signature \_\_\_\_\_ Date \_\_\_\_\_

## AQUAVISTA - ELECTRICAL PLAN

The Electrical Plan is a representation of a typical suite layout only. Its purpose is to show approximate electrical locations which are subject to change without notice as a result of the construction process and per the Agreement of Purchase and Sale.

All electrical items are placed at the Vendors discretion which is governed by Provincial and Municipal regulatory codes and in collaboration with professional consultants. Generally, ceiling light fixtures are placed to the approximate centre of the functional space of the room regardless of the bulkhead locations. Capped ceiling outlets, as an exception, are specifically dimensioned per below and may vary by approximately 6" in any direction of the specification due to structural limitations.

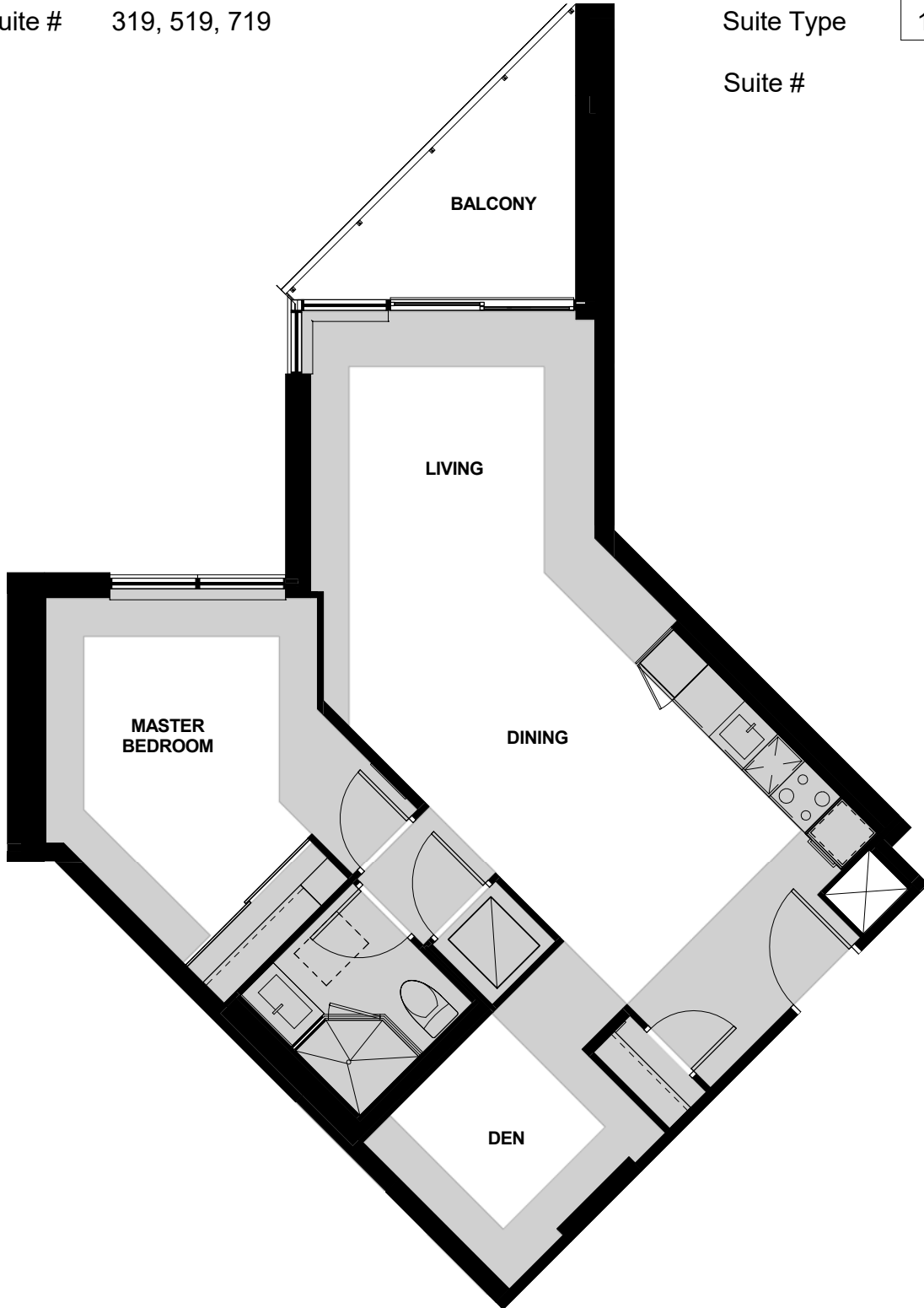
All Customers' requested Personal Selection revisions will be included in a Personal Selections Addendum and Schedule C floor plan which is formally approved by the Customer and Vendor and accepted for construction after payment. If an accepted Electrical Personal Selection requires notification or elimination as a result of the construction process than the Customer will be rebated the cost of the Selection requires notification or elimination as a result of the construction process than the Customer will be rebated the cost of the Personal Selection as outlined in detail in the Agreement of Purchase & Sale.

The Electrical Plan does not reflect and should not be used to demonstrate any changes to suite design made by the Customer or the Vendor.

Municipal Suite # 319, 519, 719

Suite Type 1L+D1

Suite #



**Legend:**

	ERV		Pot Light		ERV Switch		Switch Outlet		Weatherproof Receptacle		T-Slot duplex Receptacle		Key Pad		Track Light
	Suite Electrical Panel		Light Fixture		Capped Outlet		Duplex Receptacle		Duplex Receptacle with GFI (Ground Fault Interruptor)		Telephone Outlet		Multiport Outlet		Hose Bib
	Telecom Panel		Switch		Return Air		Wall Mount Light		Cable Outlet		Thermostat		Under Counter Lighting Connection		Capped Gas Line

All electrical symbols will be reviewed at the time of your electrical appointment however not all are represented in the legend above. Combination Smoke Alarm and CO Detector to be installed where applicable.

Area shaded in grey and /or hatched represents bulkheads and dropped ceiling for reference only. Location and size of bulkhead and dropped ceiling may vary and are subject to change.

Thermostat locations are approximate and are shown for reference.

Sprinkler system will be included in your suite as required by the Ontario Building Code. The location of sprinkler heads throughout the ceiling and/or bulkheads are determined by Professional Consultant. Please refer to sentence 6.7 in Schedule B of Agreement of Purchase and Sale.

Acknowledge that I have reviewed the above Electrical Plan, and understand that it is subject to change without notice. E. & O.E. June, 2016

I request changes to the electrical plan

Purchaser Name \_\_\_\_\_

I do not request changes to the electrical plan

Purchaser Signature \_\_\_\_\_ Date \_\_\_\_\_

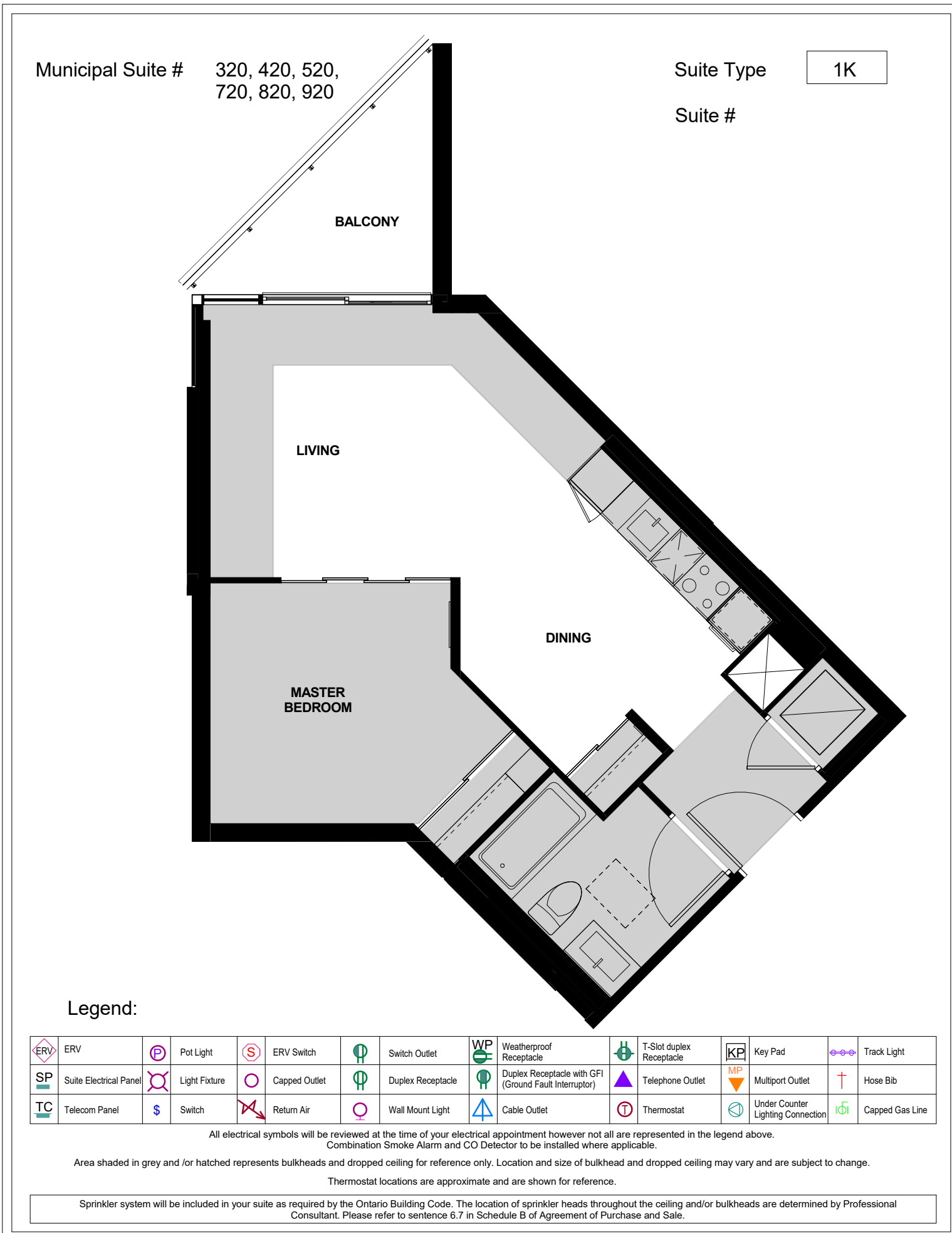
## AQUAVISTA - ELECTRICAL PLAN

The Electrical Plan is a representation of a typical suite layout only. Its purpose is to show approximate electrical locations which are subject to change without notice as a result of the construction process and per the Agreement of Purchase and Sale.

All electrical items are placed at the Vendors discretion which is governed by Provincial and Municipal regulatory codes and in collaboration with professional consultants. Generally, ceiling light fixtures are placed to the approximate centre of the functional space of the room regardless of the bulkhead locations. Capped ceiling outlets, as an exception, are specifically dimensioned per below and may vary by approximately 6" in any direction of the specification due to structural limitations.

All Customers' requested Personal Selection revisions will be included in a Personal Selections Addendum and Schedule C floor plan which is formally approved by the Customer and Vendor and accepted for construction after payment. If an accepted Electrical Personal Selection requires notification or elimination as a result of the construction process than the Customer will be rebated the cost of the Selection requires notification or elimination as a result of the construction process than the Customer will be rebated the cost of the Personal Selection as outlined in detail in the Agreement of Purchase & Sale.

The Electrical Plan does not reflect and should not be used to demonstrate any changes to suite design made by the Customer or the Vendor.



Acknowledge that I have reviewed the above Electrical Plan, and understand that it is subject to change without notice. E. & O.E. June, 2016

I request changes to the electrical plan

Purchaser Name \_\_\_\_\_

I do not request changes to the electrical plan

Purchaser Signature \_\_\_\_\_ Date \_\_\_\_\_

## AQUAVISTA - ELECTRICAL PLAN

The Electrical Plan is a representation of a typical suite layout only. Its purpose is to show approximate electrical locations which are subject to change without notice as a result of the construction process and per the Agreement of Purchase and Sale.

All electrical items are placed at the Vendors discretion which is governed by Provincial and Municipal regulatory codes and in collaboration with professional consultants. Generally, ceiling light fixtures are placed to the approximate centre of the functional space of the room regardless of the bulkhead locations. Capped ceiling outlets, as an exception, are specifically dimensioned per below and may vary by approximately 6" in any direction of the specification due to structural limitations.

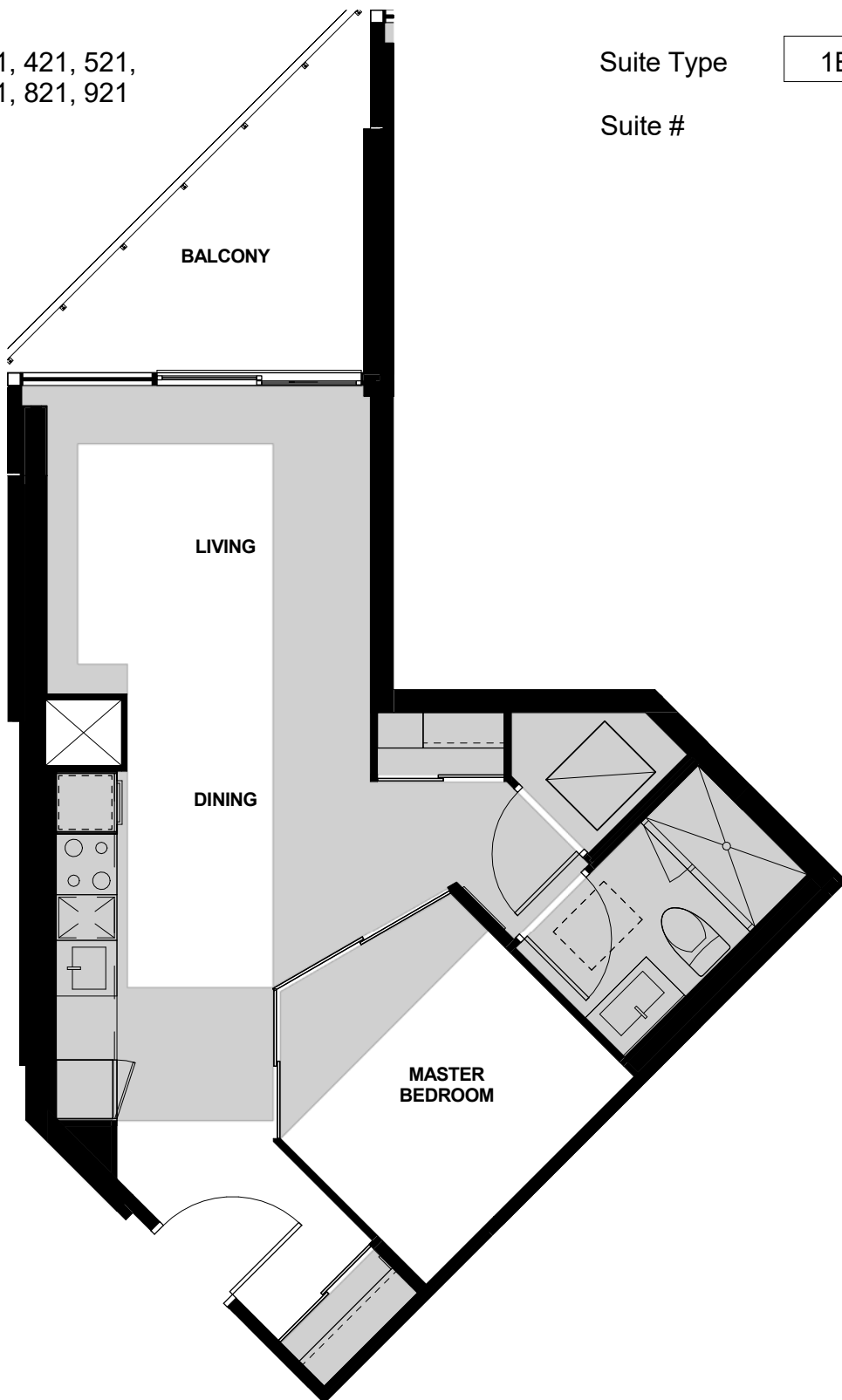
All Customers' requested Personal Selection revisions will be included in a Personal Selections Addendum and Schedule C floor plan which is formally approved by the Customer and Vendor and accepted for construction after payment. If an accepted Electrical Personal Selection requires notification or elimination as a result of the construction process than the Customer will be rebated the cost of the Selection requires notification or elimination as a result of the construction process than the Customer will be rebated the cost of the Personal Selection as outlined in detail in the Agreement of Purchase & Sale.

The Electrical Plan does not reflect and should not be used to demonstrate any changes to suite design made by the Customer or the Vendor.

Municipal Suite # 321, 421, 521,  
721, 821, 921

Suite Type 1E

Suite #



**Legend:**

	ERV		Pot Light		ERV Switch		Switch Outlet		Weatherproof Receptacle		T-Slot duplex Receptacle		Key Pad		Track Light
	Suite Electrical Panel		Light Fixture		Capped Outlet		Duplex Receptacle		Duplex Receptacle with GFI (Ground Fault Interruptor)		Telephone Outlet		Multiport Outlet		Hose Bib
	Telecom Panel		Switch		Return Air		Wall Mount Light		Cable Outlet		Thermostat		Under Counter Lighting Connection		Capped Gas Line

All electrical symbols will be reviewed at the time of your electrical appointment however not all are represented in the legend above. Combination Smoke Alarm and CO Detector to be installed where applicable.

Area shaded in grey and /or hatched represents bulkheads and dropped ceiling for reference only. Location and size of bulkhead and dropped ceiling may vary and are subject to change.

Thermostat locations are approximate and are shown for reference.

Sprinkler system will be included in your suite as required by the Ontario Building Code. The location of sprinkler heads throughout the ceiling and/or bulkheads are determined by Professional Consultant. Please refer to sentence 6.7 in Schedule B of Agreement of Purchase and Sale.

Acknowledge that I have reviewed the above Electrical Plan, and understand that it is subject to change without notice. E. & O.E. June, 2016

I request changes to the electrical plan

Purchaser Name \_\_\_\_\_

I do not request changes to the electrical plan

Purchaser Signature \_\_\_\_\_ Date \_\_\_\_\_

## AQUAVISTA - ELECTRICAL PLAN

The Electrical Plan is a representation of a typical suite layout only. Its purpose is to show approximate electrical locations which are subject to change without notice as a result of the construction process and per the Agreement of Purchase and Sale.

All electrical items are placed at the Vendors discretion which is governed by Provincial and Municipal regulatory codes and in collaboration with professional consultants. Generally, ceiling light fixtures are placed to the approximate centre of the functional space of the room regardless of the bulkhead locations. Capped ceiling outlets, as an exception, are specifically dimensioned per below and may vary by approximately 6" in any direction of the specification due to structural limitations.

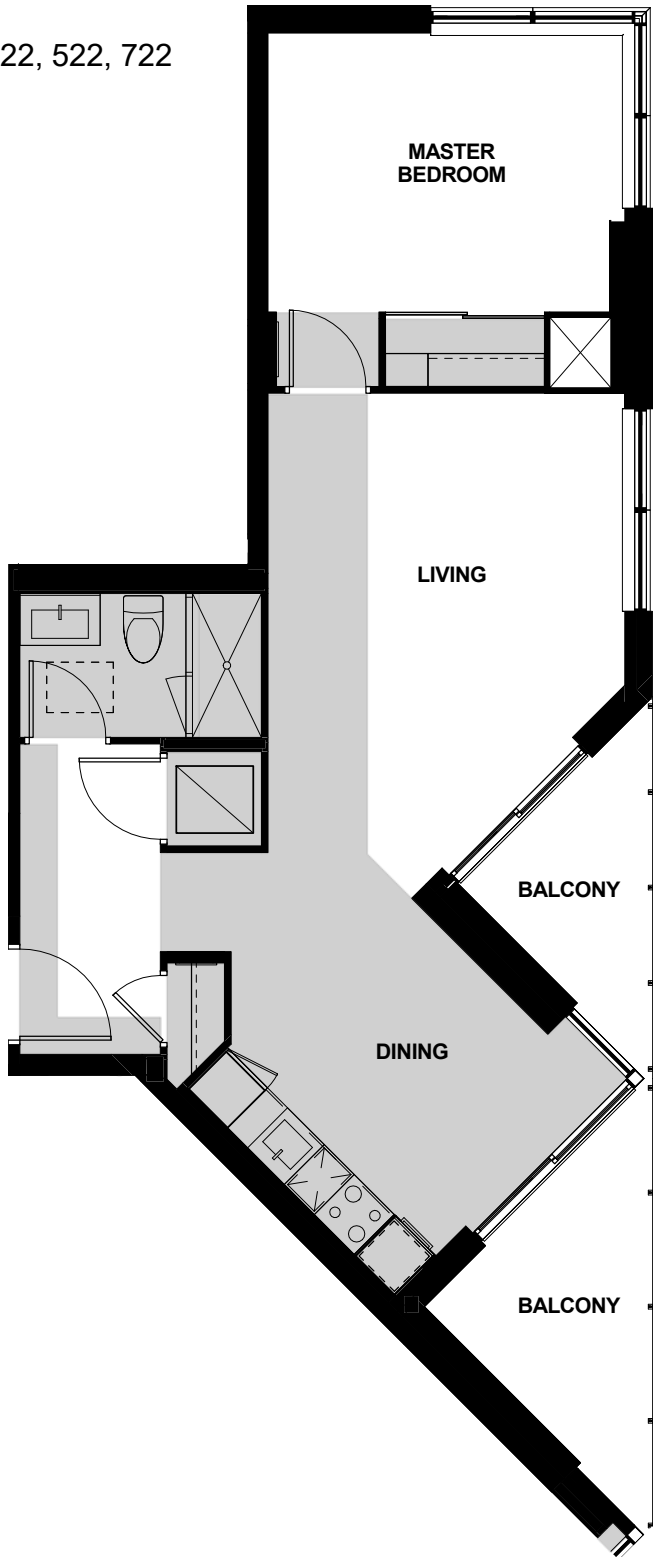
All Customers' requested Personal Selection revisions will be included in a Personal Selections Addendum and Schedule C floor plan which is formally approved by the Customer and Vendor and accepted for construction after payment. If an accepted Electrical Personal Selection requires notification or elimination as a result of the construction process than the Customer will be rebated the cost of the Selection requires notification or elimination as a result of the construction process than the Customer will be rebated the cost of the Personal Selection as outlined in detail in the Agreement of Purchase & Sale.

The Electrical Plan does not reflect and should not be used to demonstrate any changes to suite design made by the Customer or the Vendor.

Municipal Suite # 322, 522, 722

Suite Type 1U

Suite #



**Legend:**

	ERV		Pot Light		ERV Switch		Switch Outlet		Weatherproof Receptacle		T-Slot duplex Receptacle		Key Pad		Track Light
	Suite Electrical Panel		Light Fixture		Capped Outlet		Duplex Receptacle		Duplex Receptacle with GFI (Ground Fault Interruptor)		Telephone Outlet		Multiport Outlet		Hose Bib
	Telecom Panel		Switch		Return Air		Wall Mount Light		Cable Outlet		Thermostat		Under Counter Lighting Connection		Capped Gas Line

All electrical symbols will be reviewed at the time of your electrical appointment however not all are represented in the legend above. Combination Smoke Alarm and CO Detector to be installed where applicable.

Area shaded in grey and /or hatched represents bulkheads and dropped ceiling for reference only. Location and size of bulkhead and dropped ceiling may vary and are subject to change.

Thermostat locations are approximate and are shown for reference.

Sprinkler system will be included in your suite as required by the Ontario Building Code. The location of sprinkler heads throughout the ceiling and/or bulkheads are determined by Professional Consultant. Please refer to sentence 6.7 in Schedule B of Agreement of Purchase and Sale.

Acknowledge that I have reviewed the above Electrical Plan, and understand that it is subject to change without notice. E. & O.E. June, 2016

I request changes to the electrical plan

Purchaser Name \_\_\_\_\_

I do not request changes to the electrical plan

Purchaser Signature \_\_\_\_\_ Date \_\_\_\_\_

## AQUAVISTA - ELECTRICAL PLAN

The Electrical Plan is a representation of a typical suite layout only. Its purpose is to show approximate electrical locations which are subject to change without notice as a result of the construction process and per the Agreement of Purchase and Sale.

All electrical items are placed at the Vendors discretion which is governed by Provincial and Municipal regulatory codes and in collaboration with professional consultants. Generally, ceiling light fixtures are placed to the approximate centre of the functional space of the room regardless of the bulkhead locations. Capped ceiling outlets, as an exception, are specifically dimensioned per below and may vary by approximately 6" in any direction of the specification due to structural limitations.

All Customers' requested Personal Selection revisions will be included in a Personal Selections Addendum and Schedule C floor plan which is formally approved by the Customer and Vendor and accepted for construction after payment. If an accepted Electrical Personal Selection requires notification or elimination as a result of the construction process than the Customer will be rebated the cost of the Selection requires notification or elimination as a result of the construction process than the Customer will be rebated the cost of the Personal Selection as outlined in detail in the Agreement of Purchase & Sale.

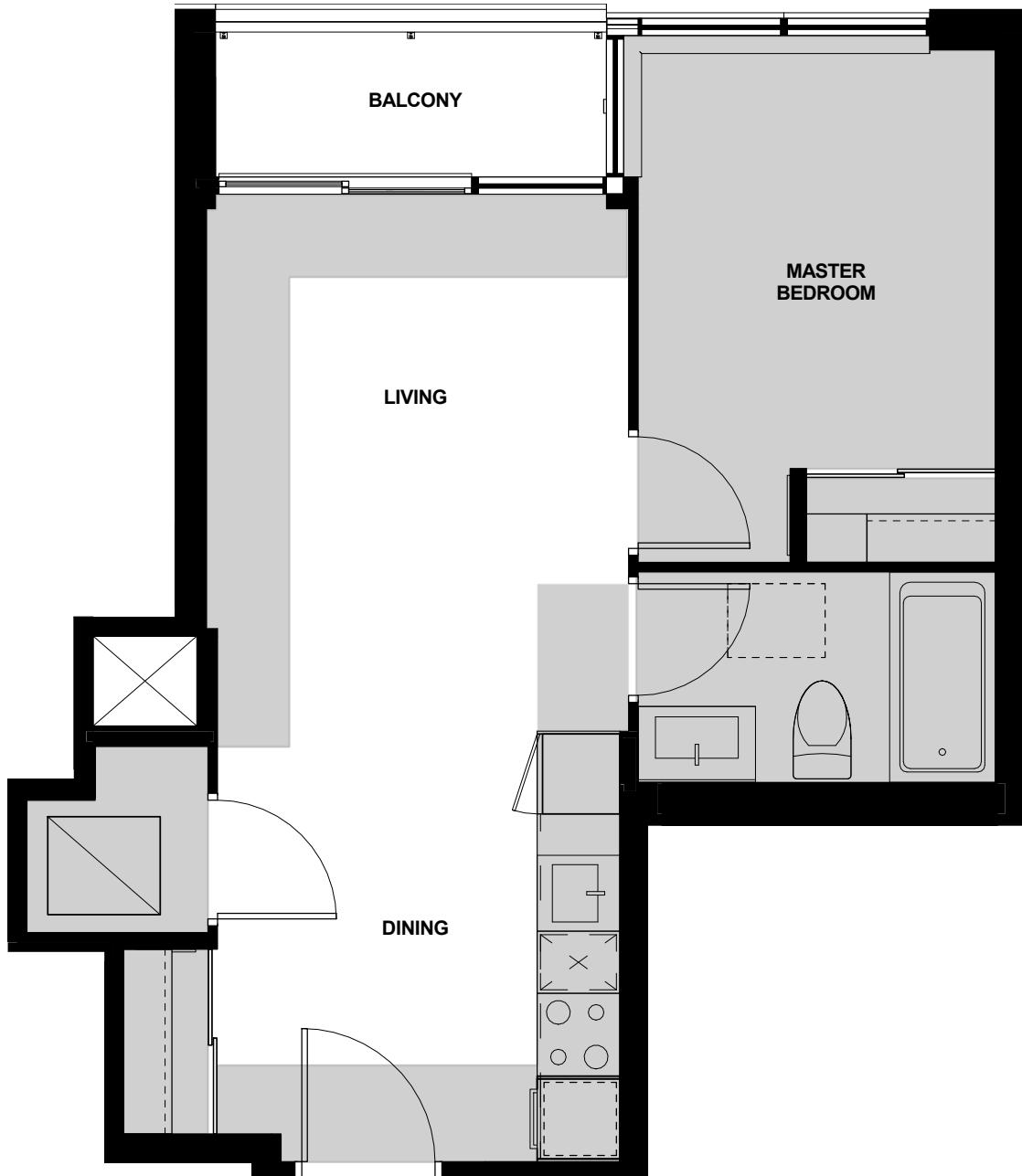
The Electrical Plan does not reflect and should not be used to demonstrate any changes to suite design made by the Customer or the Vendor.

Municipal Suite # 323, 423, 523, 723

Suite Type

1A

Suite #



**Legend:**

	ERV		Pot Light		ERV Switch		Switch Outlet		Weatherproof Receptacle		T-Slot duplex Receptacle		Key Pad		Track Light
	Suite Electrical Panel		Light Fixture		Capped Outlet		Duplex Receptacle		Duplex Receptacle with GFI (Ground Fault Interruptor)		Telephone Outlet		Multiport Outlet		Hose Bib
	Telecom Panel		Switch		Return Air		Wall Mount Light		Cable Outlet		Thermostat		Under Counter Lighting Connection		Capped Gas Line

All electrical symbols will be reviewed at the time of your electrical appointment however not all are represented in the legend above. Combination Smoke Alarm and CO Detector to be installed where applicable.

Area shaded in grey and /or hatched represents bulkheads and dropped ceiling for reference only. Location and size of bulkhead and dropped ceiling may vary and are subject to change.

Thermostat locations are approximate and are shown for reference.

Sprinkler system will be included in your suite as required by the Ontario Building Code. The location of sprinkler heads throughout the ceiling and/or bulkheads are determined by Professional Consultant. Please refer to sentence 6.7 in Schedule B of Agreement of Purchase and Sale.

Acknowledge that I have reviewed the above Electrical Plan, and understand that it is subject to change without notice. E. & O.E. June, 2016

I request changes to the electrical plan

Purchaser Name \_\_\_\_\_

I do not request changes to the electrical plan

Purchaser Signature \_\_\_\_\_ Date \_\_\_\_\_

## AQUAVISTA - ELECTRICAL PLAN

The Electrical Plan is a representation of a typical suite layout only. Its purpose is to show approximate electrical locations which are subject to change without notice as a result of the construction process and per the Agreement of Purchase and Sale.

All electrical items are placed at the Vendors discretion which is governed by Provincial and Municipal regulatory codes and in collaboration with professional consultants. Generally, ceiling light fixtures are placed to the approximate centre of the functional space of the room regardless of the bulkhead locations. Capped ceiling outlets, as an exception, are specifically dimensioned per below and may vary by approximately 6" in any direction of the specification due to structural limitations.

All Customers' requested Personal Selection revisions will be included in a Personal Selections Addendum and Schedule C floor plan which is formally approved by the Customer and Vendor and accepted for construction after payment. If an accepted Electrical Personal Selection requires notification or elimination as a result of the construction process than the Customer will be rebated the cost of the Selection requires notification or elimination as a result of the construction process than the Customer will be rebated the cost of the Personal Selection as outlined in detail in the Agreement of Purchase & Sale.

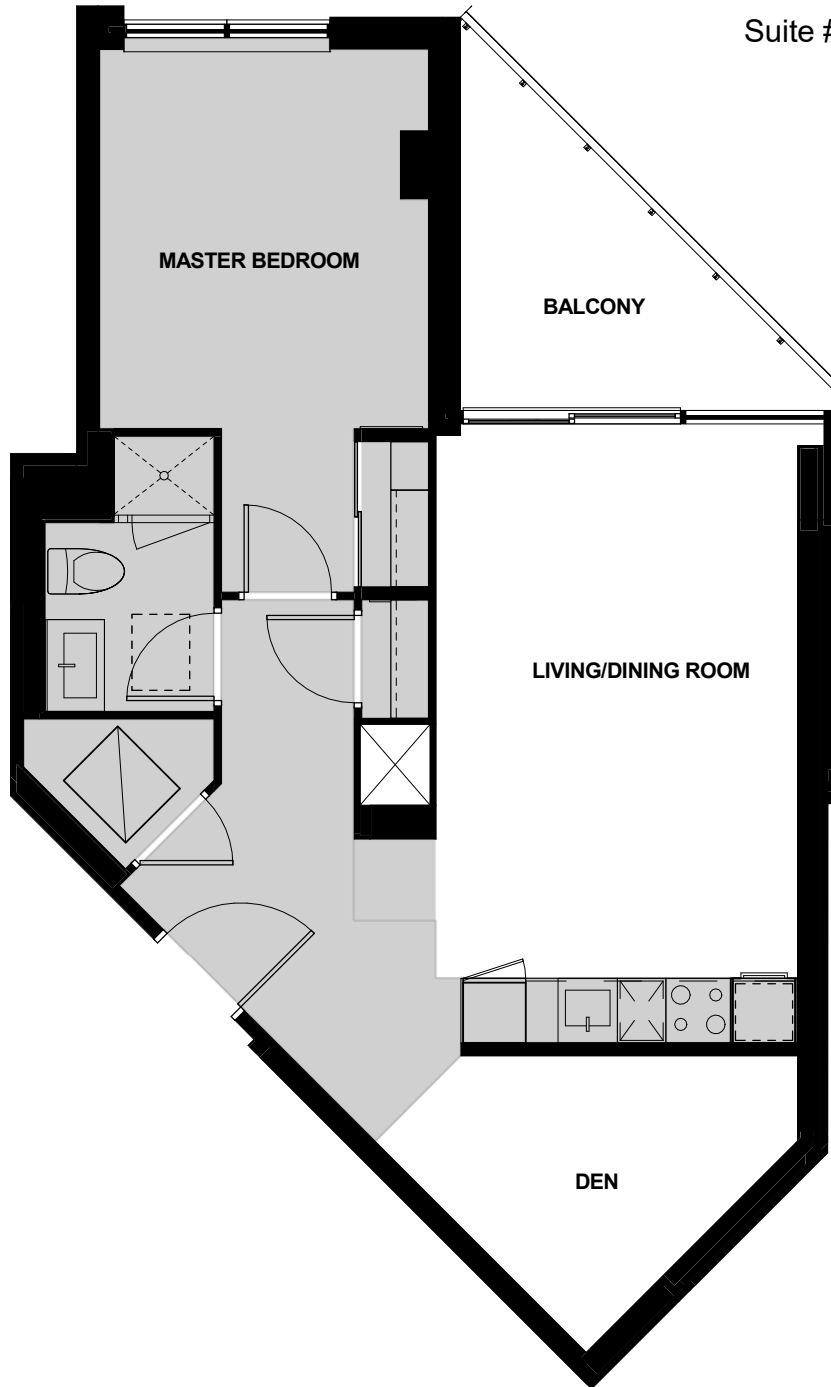
The Electrical Plan does not reflect and should not be used to demonstrate any changes to suite design made by the Customer or the Vendor.

Municipal Suite # 401

Suite Type

1E+D1

Suite #



### Legend:

	ERV		Pot Light		ERV Switch		Switch Outlet		Weatherproof Receptacle		T-Slot duplex Receptacle		Key Pad		Track Light
	Suite Electrical Panel		Light Fixture		Capped Outlet		Duplex Receptacle		Duplex Receptacle with GFI (Ground Fault Interruptor)		Telephone Outlet		Multiport Outlet		Hose Bib
	Telecom Panel		Switch		Return Air		Wall Mount Light		Cable Outlet		Thermostat		Under Counter Lighting Connection		Capped Gas Line

All electrical symbols will be reviewed at the time of your electrical appointment however not all are represented in the legend above. Combination Smoke Alarm and CO Detector to be installed where applicable.

Area shaded in grey and /or hatched represents bulkheads and dropped ceiling for reference only. Location and size of bulkhead and dropped ceiling may vary and are subject to change.

Thermostat locations are approximate and are shown for reference.

Sprinkler system will be included in your suite as required by the Ontario Building Code. The location of sprinkler heads throughout the ceiling and/or bulkheads are determined by Professional Consultant. Please refer to sentence 6.7 in Schedule B of Agreement of Purchase and Sale.

Acknowledge that I have reviewed the above Electrical Plan, and understand that it is subject to change without notice. E. & O.E. June, 2016

I request changes to the electrical plan

Purchaser Name \_\_\_\_\_

I do not request changes to the electrical plan

Purchaser Signature \_\_\_\_\_ Date \_\_\_\_\_

## AQUAVISTA - ELECTRICAL PLAN

The Electrical Plan is a representation of a typical suite layout only. Its purpose is to show approximate electrical locations which are subject to change without notice as a result of the construction process and per the Agreement of Purchase and Sale.

All electrical items are placed at the Vendors discretion which is governed by Provincial and Municipal regulatory codes and in collaboration with professional consultants. Generally, ceiling light fixtures are placed to the approximate centre of the functional space of the room regardless of the bulkhead locations. Capped ceiling outlets, as an exception, are specifically dimensioned per below and may vary by approximately 6" in any direction of the specification due to structural limitations.

All Customers' requested Personal Selection revisions will be included in a Personal Selections Addendum and Schedule C floor plan which is formally approved by the Customer and Vendor and accepted for construction after payment. If an accepted Electrical Personal Selection requires notification or elimination as a result of the construction process than the Customer will be rebated the cost of the Selection requires notification or elimination as a result of the construction process than the Customer will be rebated the cost of the Personal Selection as outlined in detail in the Agreement of Purchase & Sale.

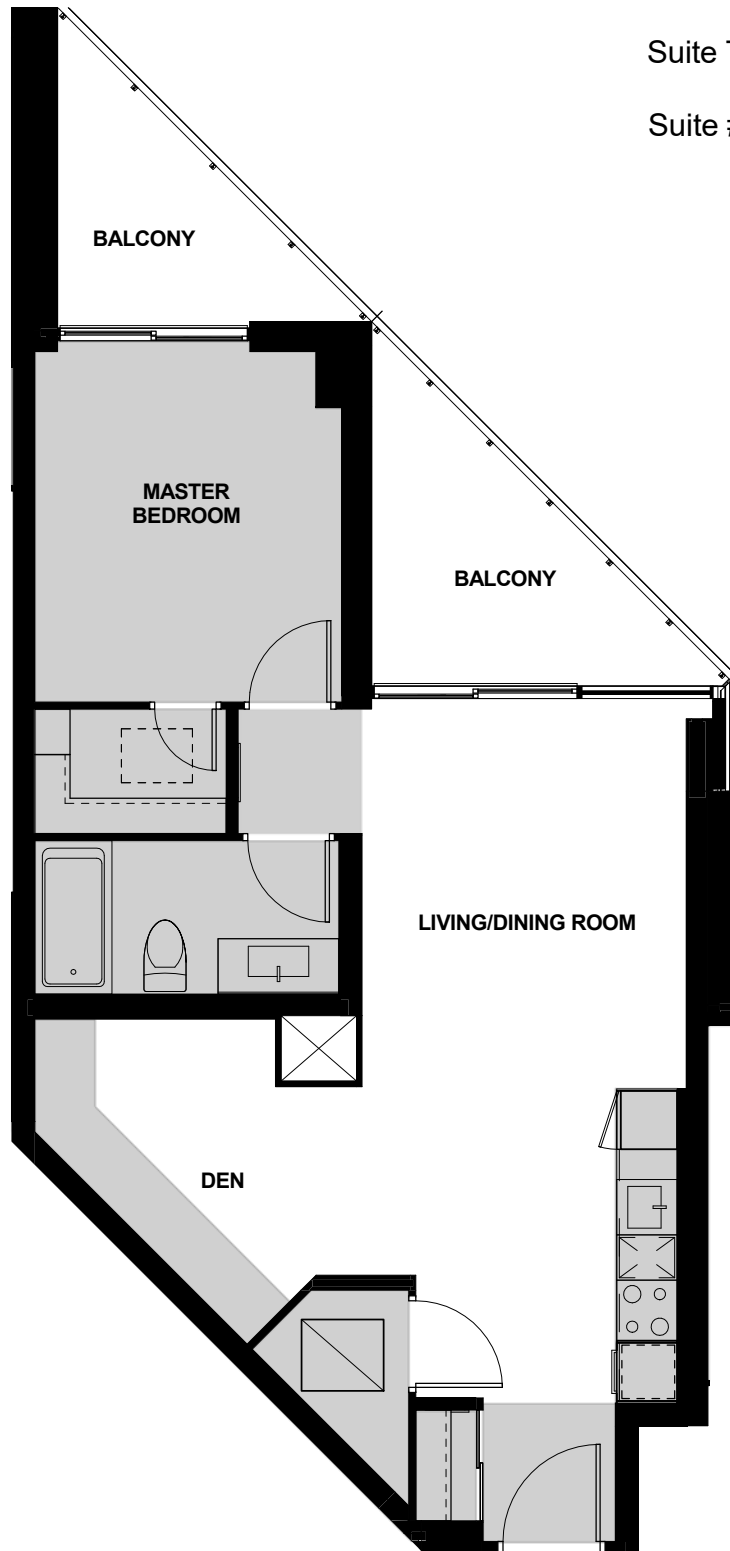
The Electrical Plan does not reflect and should not be used to demonstrate any changes to suite design made by the Customer or the Vendor.

Municipal Suite # 402

Suite Type

1F+D

Suite #



**Legend:**

	ERV		Pot Light		ERV Switch		Switch Outlet		Weatherproof Receptacle		T-Slot duplex Receptacle		Key Pad		Track Light
	Suite Electrical Panel		Light Fixture		Capped Outlet		Duplex Receptacle		Duplex Receptacle with GFI (Ground Fault Interruptor)		Telephone Outlet		Multiport Outlet		Hose Bib
	Telecom Panel		Switch		Return Air		Wall Mount Light		Cable Outlet		Thermostat		Under Counter Lighting Connection		Capped Gas Line

All electrical symbols will be reviewed at the time of your electrical appointment however not all are represented in the legend above. Combination Smoke Alarm and CO Detector to be installed where applicable.

Area shaded in grey and /or hatched represents bulkheads and dropped ceiling for reference only. Location and size of bulkhead and dropped ceiling may vary and are subject to change.

Thermostat locations are approximate and are shown for reference.

Sprinkler system will be included in your suite as required by the Ontario Building Code. The location of sprinkler heads throughout the ceiling and/or bulkheads are determined by Professional Consultant. Please refer to sentence 6.7 in Schedule B of Agreement of Purchase and Sale.

Acknowledge that I have reviewed the above Electrical Plan, and understand that it is subject to change without notice. E. & O.E. June, 2016

I request changes to the electrical plan

Purchaser Name \_\_\_\_\_

I do not request changes to the electrical plan

Purchaser Signature \_\_\_\_\_ Date \_\_\_\_\_

# AQUAVISTA

AT BAYSIDE TORONTO

## AQUAVISTA - ELECTRICAL PLAN

The Electrical Plan is a representation of a typical suite layout only. Its purpose is to show approximate electrical locations which are subject to change without notice as a result of the construction process and per the Agreement of Purchase and Sale.

All electrical items are placed at the Vendors discretion which is governed by Provincial and Municipal regulatory codes and in collaboration with professional consultants. Generally, ceiling light fixtures are placed to the approximate centre of the functional space of the room regardless of the bulkhead locations. Capped ceiling outlets, as an exception, are specifically dimensioned per below and may vary by approximately 6" in any direction of the specification due to structural limitations.

All Customers' requested Personal Selection revisions will be included in a Personal Selections Addendum and Schedule C floor plan which is formally approved by the Customer and Vendor and accepted for construction after payment. If an accepted Electrical Personal Selection requires notification or elimination as a result of the construction process than the Customer will be rebated the cost of the Selection requires notification or elimination as a result of the construction process than the Customer will be rebated the cost of the Personal Selection as outlined in detail in the Agreement of Purchase & Sale.

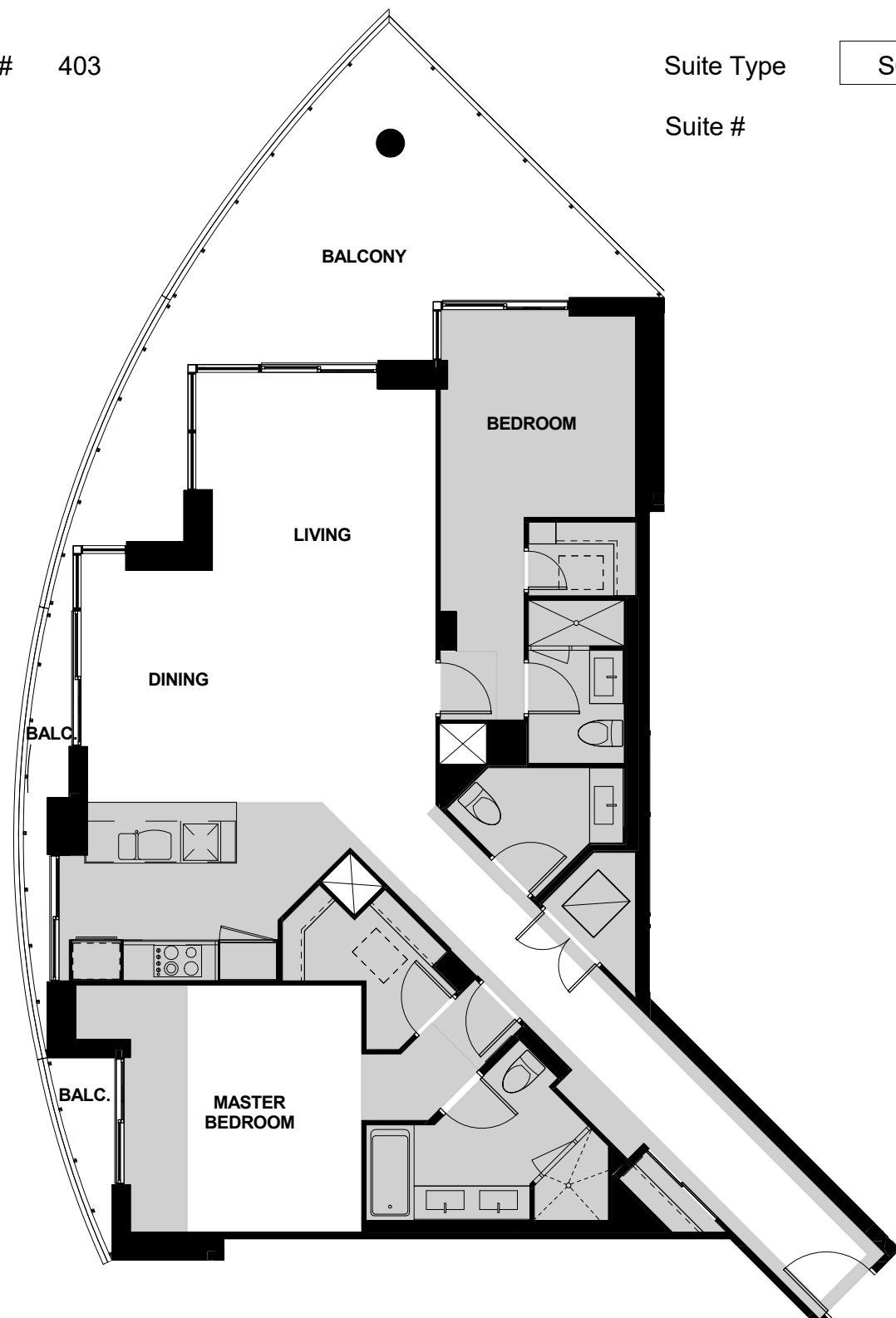
The Electrical Plan does not reflect and should not be used to demonstrate any changes to suite design made by the Customer or the Vendor.

Municipal Suite # 403

Suite Type

S6

Suite #



### Legend:

	ERV		Pot Light		ERV Switch		Switch Outlet		Weatherproof Receptacle		T-Slot duplex Receptacle		Key Pad		Track Light
	Suite Electrical Panel		Light Fixture		Capped Outlet		Duplex Receptacle		Duplex Receptacle with GFI (Ground Fault Interruptor)		Telephone Outlet		Multiport Outlet		Hose Bib
	Telecom Panel		Switch		Return Air		Wall Mount Light		Cable Outlet		Thermostat		Under Counter Lighting Connection		Capped Gas Line

All electrical symbols will be reviewed at the time of your electrical appointment however not all are represented in the legend above. Combination Smoke Alarm and CO Detector to be installed where applicable.

Area shaded in grey and /or hatched represents bulkheads and dropped ceiling for reference only. Location and size of bulkhead and dropped ceiling may vary and are subject to change.

Thermostat locations are approximate and are shown for reference.

Sprinkler system will be included in your suite as required by the Ontario Building Code. The location of sprinkler heads throughout the ceiling and/or bulkheads are determined by Professional Consultant. Please refer to sentence 6.7 in Schedule B of Agreement of Purchase and Sale.

Acknowledge that I have reviewed the above Electrical Plan, and understand that it is subject to change without notice. E. & O.E. June, 2016

I request changes to the electrical plan

Purchaser Name \_\_\_\_\_

I do not request changes to the electrical plan

Purchaser Signature \_\_\_\_\_ Date \_\_\_\_\_

## AQUAVISTA - ELECTRICAL PLAN

The Electrical Plan is a representation of a typical suite layout only. Its purpose is to show approximate electrical locations which are subject to change without notice as a result of the construction process and per the Agreement of Purchase and Sale.

All electrical items are placed at the Vendors discretion which is governed by Provincial and Municipal regulatory codes and in collaboration with professional consultants. Generally, ceiling light fixtures are placed to the approximate centre of the functional space of the room regardless of the bulkhead locations. Capped ceiling outlets, as an exception, are specifically dimensioned per below and may vary by approximately 6" in any direction of the specification due to structural limitations.

All Customers' requested Personal Selection revisions will be included in a Personal Selections Addendum and Schedule C floor plan which is formally approved by the Customer and Vendor and accepted for construction after payment. If an accepted Electrical Personal Selection requires notification or elimination as a result of the construction process than the Customer will be rebated the cost of the Selection requires notification or elimination as a result of the construction process than the Customer will be rebated the cost of the Personal Selection as outlined in detail in the Agreement of Purchase & Sale.

The Electrical Plan does not reflect and should not be used to demonstrate any changes to suite design made by the Customer or the Vendor.

Municipal Suite # 405

Suite Type

2A1

Suite #



**Legend:**

	ERV		Pot Light		ERV Switch		Switch Outlet		Weatherproof Receptacle		T-Slot duplex Receptacle		Key Pad		Track Light
	Suite Electrical Panel		Light Fixture		Capped Outlet		Duplex Receptacle		Duplex Receptacle with GFI (Ground Fault Interruptor)		Telephone Outlet		Multiport Outlet		Hose Bib
	Telecom Panel		Switch		Return Air		Wall Mount Light		Cable Outlet		Thermostat		Under Counter Lighting Connection		Capped Gas Line

All electrical symbols will be reviewed at the time of your electrical appointment however not all are represented in the legend above. Combination Smoke Alarm and CO Detector to be installed where applicable.

Area shaded in grey and /or hatched represents bulkheads and dropped ceiling for reference only. Location and size of bulkhead and dropped ceiling may vary and are subject to change.

Thermostat locations are approximate and are shown for reference.

Sprinkler system will be included in your suite as required by the Ontario Building Code. The location of sprinkler heads throughout the ceiling and/or bulkheads are determined by Professional Consultant. Please refer to sentence 6.7 in Schedule B of Agreement of Purchase and Sale.

Acknowledge that I have reviewed the above Electrical Plan, and understand that it is subject to change without notice. E. & O.E. June, 2016

I request changes to the electrical plan

Purchaser Name \_\_\_\_\_

I do not request changes to the electrical plan

Purchaser Signature \_\_\_\_\_ Date \_\_\_\_\_

## AQUAVISTA - ELECTRICAL PLAN

The Electrical Plan is a representation of a typical suite layout only. Its purpose is to show approximate electrical locations which are subject to change without notice as a result of the construction process and per the Agreement of Purchase and Sale.

All electrical items are placed at the Vendors discretion which is governed by Provincial and Municipal regulatory codes and in collaboration with professional consultants. Generally, ceiling light fixtures are placed to the approximate centre of the functional space of the room regardless of the bulkhead locations. Capped ceiling outlets, as an exception, are specifically dimensioned per below and may vary by approximately 6" in any direction of the specification due to structural limitations.

All Customers' requested Personal Selection revisions will be included in a Personal Selections Addendum and Schedule C floor plan which is formally approved by the Customer and Vendor and accepted for construction after payment. If an accepted Electrical Personal Selection requires notification or elimination as a result of the construction process than the Customer will be rebated the cost of the Selection requires notification or elimination as a result of the construction process than the Customer will be rebated the cost of the Personal Selection as outlined in detail in the Agreement of Purchase & Sale.

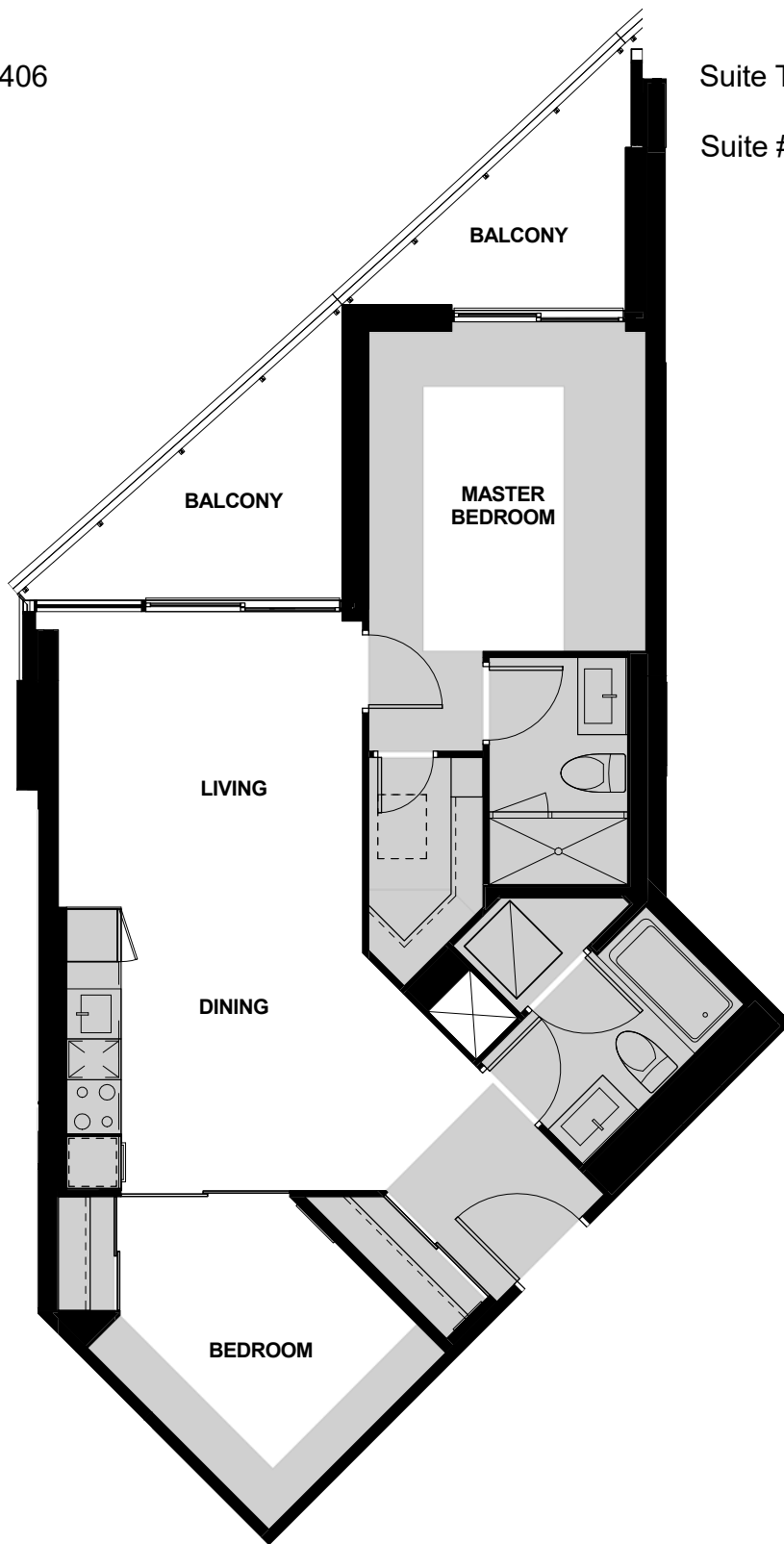
The Electrical Plan does not reflect and should not be used to demonstrate any changes to suite design made by the Customer or the Vendor.

Municipal Suite # 406

Suite Type

2B

Suite #



**Legend:**

	ERV		Pot Light		ERV Switch		Switch Outlet		Weatherproof Receptacle		T-Slot duplex Receptacle		Key Pad		Track Light
	Suite Electrical Panel		Light Fixture		Capped Outlet		Duplex Receptacle		Duplex Receptacle with GFI (Ground Fault Interruptor)		Telephone Outlet		Multiport Outlet		Hose Bib
	Telecom Panel		Switch		Return Air		Wall Mount Light		Cable Outlet		Thermostat		Under Counter Lighting Connection		Capped Gas Line

All electrical symbols will be reviewed at the time of your electrical appointment however not all are represented in the legend above. Combination Smoke Alarm and CO Detector to be installed where applicable.

Area shaded in grey and /or hatched represents bulkheads and dropped ceiling for reference only. Location and size of bulkhead and dropped ceiling may vary and are subject to change.

Thermostat locations are approximate and are shown for reference.

Sprinkler system will be included in your suite as required by the Ontario Building Code. The location of sprinkler heads throughout the ceiling and/or bulkheads are determined by Professional Consultant. Please refer to sentence 6.7 in Schedule B of Agreement of Purchase and Sale.

Acknowledge that I have reviewed the above Electrical Plan, and understand that it is subject to change without notice. E. & O.E. June, 2016

I request changes to the electrical plan

Purchaser Name \_\_\_\_\_

I do not request changes to the electrical plan

Purchaser Signature \_\_\_\_\_ Date \_\_\_\_\_

## AQUAVISTA - ELECTRICAL PLAN

The Electrical Plan is a representation of a typical suite layout only. Its purpose is to show approximate electrical locations which are subject to change without notice as a result of the construction process and per the Agreement of Purchase and Sale.

All electrical items are placed at the Vendors discretion which is governed by Provincial and Municipal regulatory codes and in collaboration with professional consultants. Generally, ceiling light fixtures are placed to the approximate centre of the functional space of the room regardless of the bulkhead locations. Capped ceiling outlets, as an exception, are specifically dimensioned per below and may vary by approximately 6" in any direction of the specification due to structural limitations.

All Customers' requested Personal Selection revisions will be included in a Personal Selections Addendum and Schedule C floor plan which is formally approved by the Customer and Vendor and accepted for construction after payment. If an accepted Electrical Personal Selection requires notification or elimination as a result of the construction process than the Customer will be rebated the cost of the Selection requires notification or elimination as a result of the construction process than the Customer will be rebated the cost of the Personal Selection as outlined in detail in the Agreement of Purchase & Sale.

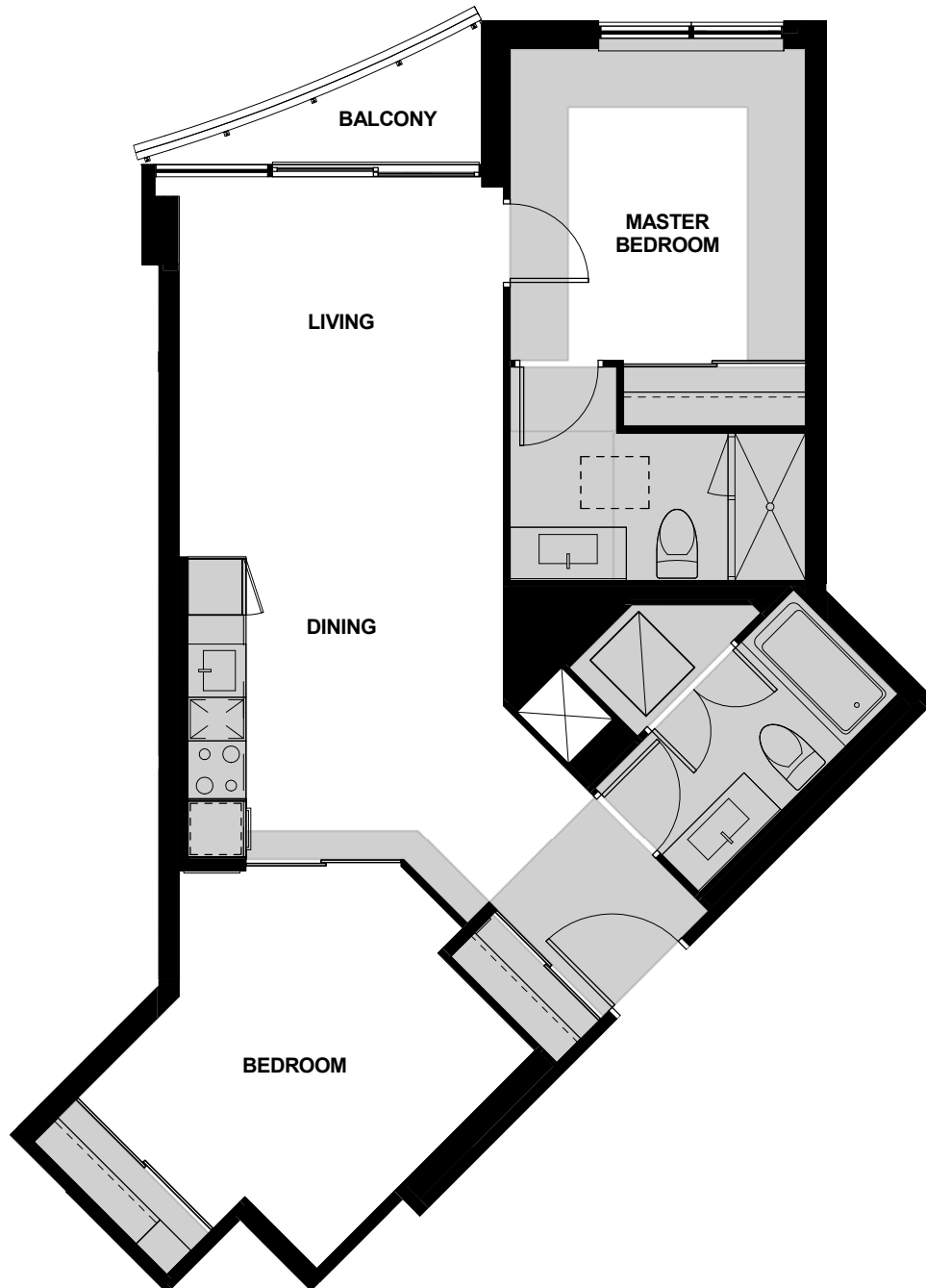
The Electrical Plan does not reflect and should not be used to demonstrate any changes to suite design made by the Customer or the Vendor.

Municipal Suite # 407

Suite Type

2C1

Suite #



**Legend:**

	ERV		Pot Light		ERV Switch		Switch Outlet		Weatherproof Receptacle		T-Slot duplex Receptacle		Key Pad		Track Light
	Suite Electrical Panel		Light Fixture		Capped Outlet		Duplex Receptacle		Duplex Receptacle with GFI (Ground Fault Interruptor)		Telephone Outlet		Multiport Outlet		Hose Bib
	Telecom Panel		Switch		Return Air		Wall Mount Light		Cable Outlet		Thermostat		Under Counter Lighting Connection		Capped Gas Line

All electrical symbols will be reviewed at the time of your electrical appointment however not all are represented in the legend above. Combination Smoke Alarm and CO Detector to be installed where applicable.

Area shaded in grey and /or hatched represents bulkheads and dropped ceiling for reference only. Location and size of bulkhead and dropped ceiling may vary and are subject to change.

Thermostat locations are approximate and are shown for reference.

Sprinkler system will be included in your suite as required by the Ontario Building Code. The location of sprinkler heads throughout the ceiling and/or bulkheads are determined by Professional Consultant. Please refer to sentence 6.7 in Schedule B of Agreement of Purchase and Sale.

Acknowledge that I have reviewed the above Electrical Plan, and understand that it is subject to change without notice. E. & O.E. June, 2016

I request changes to the electrical plan

Purchaser Name \_\_\_\_\_

I do not request changes to the electrical plan

Purchaser Signature \_\_\_\_\_ Date \_\_\_\_\_

# AQUAVISTA

AT BAYSIDE TORONTO

## AQUAVISTA - ELECTRICAL PLAN

The Electrical Plan is a representation of a typical suite layout only. Its purpose is to show approximate electrical locations which are subject to change without notice as a result of the construction process and per the Agreement of Purchase and Sale.

All electrical items are placed at the Vendors discretion which is governed by Provincial and Municipal regulatory codes and in collaboration with professional consultants. Generally, ceiling light fixtures are placed to the approximate centre of the functional space of the room regardless of the bulkhead locations. Capped ceiling outlets, as an exception, are specifically dimensioned per below and may vary by approximately 6" in any direction of the specification due to structural limitations.

All Customers' requested Personal Selection revisions will be included in a Personal Selections Addendum and Schedule C floor plan which is formally approved by the Customer and Vendor and accepted for construction after payment. If an accepted Electrical Personal Selection requires notification or elimination as a result of the construction process than the Customer will be rebated the cost of the Selection requires notification or elimination as a result of the construction process than the Customer will be rebated the cost of the Personal Selection as outlined in detail in the Agreement of Purchase & Sale.

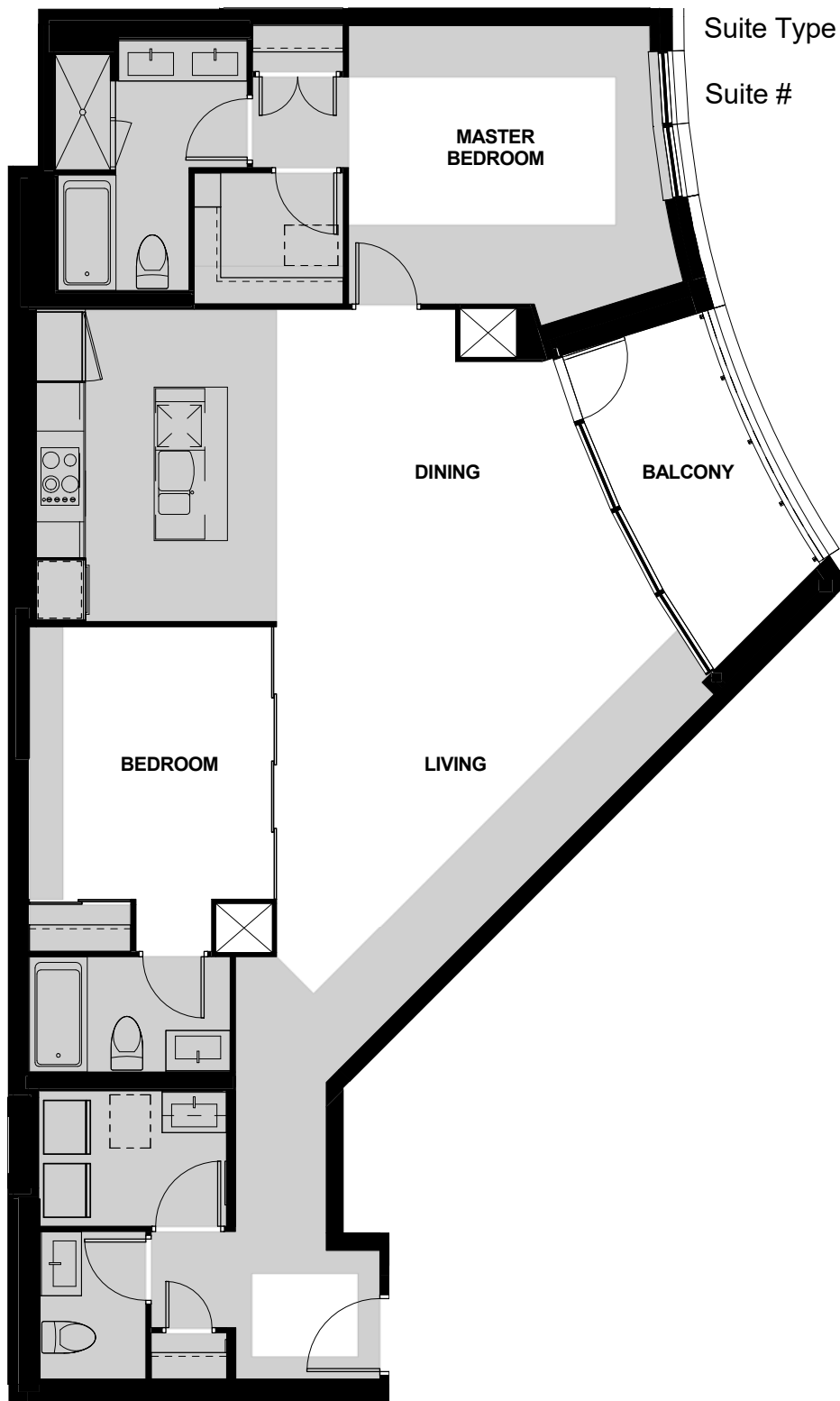
The Electrical Plan does not reflect and should not be used to demonstrate any changes to suite design made by the Customer or the Vendor.

Municipal Suite #  
409, 509

Suite Type

S2a

Suite #



### Legend:

	ERV		Pot Light		ERV Switch		Switch Outlet		Weatherproof Receptacle		T-Slot duplex Receptacle		Key Pad		Track Light
	Suite Electrical Panel		Light Fixture		Capped Outlet		Duplex Receptacle		Duplex Receptacle with GFI (Ground Fault Interruptor)		Telephone Outlet		Multiport Outlet		Hose Bib
	Telecom Panel		Switch		Return Air		Wall Mount Light		Cable Outlet		Thermostat		Under Counter Lighting Connection		Capped Gas Line

All electrical symbols will be reviewed at the time of your electrical appointment however not all are represented in the legend above. Combination Smoke Alarm and CO Detector to be installed where applicable.

Area shaded in grey and /or hatched represents bulkheads and dropped ceiling for reference only. Location and size of bulkhead and dropped ceiling may vary and are subject to change.

Thermostat locations are approximate and are shown for reference.

Sprinkler system will be included in your suite as required by the Ontario Building Code. The location of sprinkler heads throughout the ceiling and/or bulkheads are determined by Professional Consultant. Please refer to sentence 6.7 in Schedule B of Agreement of Purchase and Sale.

Acknowledge that I have reviewed the above Electrical Plan, and understand that it is subject to change without notice. E. & O.E. June, 2016

I request changes to the electrical plan

Purchaser Name \_\_\_\_\_

I do not request changes to the electrical plan

Purchaser Signature \_\_\_\_\_ Date \_\_\_\_\_

## AQUAVISTA - ELECTRICAL PLAN

The Electrical Plan is a representation of a typical suite layout only. Its purpose is to show approximate electrical locations which are subject to change without notice as a result of the construction process and per the Agreement of Purchase and Sale.

All electrical items are placed at the Vendors discretion which is governed by Provincial and Municipal regulatory codes and in collaboration with professional consultants. Generally, ceiling light fixtures are placed to the approximate centre of the functional space of the room regardless of the bulkhead locations. Capped ceiling outlets, as an exception, are specifically dimensioned per below and may vary by approximately 6" in any direction of the specification due to structural limitations.

All Customers' requested Personal Selection revisions will be included in a Personal Selections Addendum and Schedule C floor plan which is formally approved by the Customer and Vendor and accepted for construction after payment. If an accepted Electrical Personal Selection requires notification or elimination as a result of the construction process than the Customer will be rebated the cost of the Selection requires notification or elimination as a result of the construction process than the Customer will be rebated the cost of the Personal Selection as outlined in detail in the Agreement of Purchase & Sale.

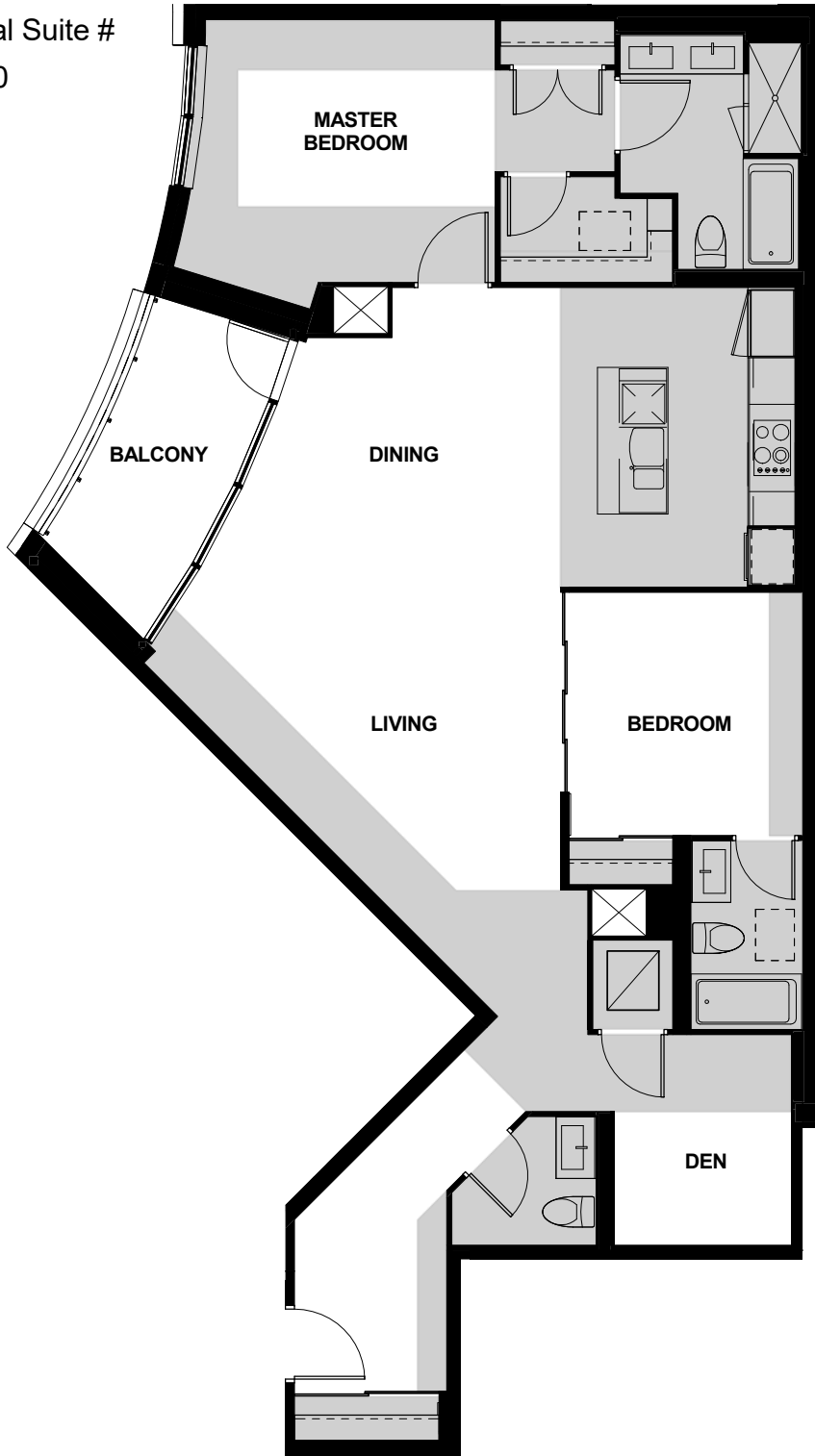
The Electrical Plan does not reflect and should not be used to demonstrate any changes to suite design made by the Customer or the Vendor.

Municipal Suite #  
410, 510

Suite Type

S4a

Suite #



**Legend:**

	ERV		Pot Light		ERV Switch		Switch Outlet		Weatherproof Receptacle		T-Slot duplex Receptacle		Key Pad		Track Light
	Suite Electrical Panel		Light Fixture		Capped Outlet		Duplex Receptacle		Duplex Receptacle with GFI (Ground Fault Interruptor)		Telephone Outlet		Multiport Outlet		Hose Bib
	Telecom Panel		Switch		Return Air		Wall Mount Light		Cable Outlet		Thermostat		Under Counter Lighting Connection		Capped Gas Line

All electrical symbols will be reviewed at the time of your electrical appointment however not all are represented in the legend above. Combination Smoke Alarm and CO Detector to be installed where applicable.

Area shaded in grey and /or hatched represents bulkheads and dropped ceiling for reference only. Location and size of bulkhead and dropped ceiling may vary and are subject to change.

Thermostat locations are approximate and are shown for reference.

Sprinkler system will be included in your suite as required by the Ontario Building Code. The location of sprinkler heads throughout the ceiling and/or bulkheads are determined by Professional Consultant. Please refer to sentence 6.7 in Schedule B of Agreement of Purchase and Sale.

Acknowledge that I have reviewed the above Electrical Plan, and understand that it is subject to change without notice. E. & O.E. June, 2016

I request changes to the electrical plan

Purchaser Name \_\_\_\_\_

I do not request changes to the electrical plan

Purchaser Signature \_\_\_\_\_ Date \_\_\_\_\_

## AQUAVISTA - ELECTRICAL PLAN

The Electrical Plan is a representation of a typical suite layout only. Its purpose is to show approximate electrical locations which are subject to change without notice as a result of the construction process and per the Agreement of Purchase and Sale.

All electrical items are placed at the Vendors discretion which is governed by Provincial and Municipal regulatory codes and in collaboration with professional consultants. Generally, ceiling light fixtures are placed to the approximate centre of the functional space of the room regardless of the bulkhead locations. Capped ceiling outlets, as an exception, are specifically dimensioned per below and may vary by approximately 6" in any direction of the specification due to structural limitations.

All Customers' requested Personal Selection revisions will be included in a Personal Selections Addendum and Schedule C floor plan which is formally approved by the Customer and Vendor and accepted for construction after payment. If an accepted Electrical Personal Selection requires notification or elimination as a result of the construction process than the Customer will be rebated the cost of the Selection requires notification or elimination as a result of the construction process than the Customer will be rebated the cost of the Personal Selection as outlined in detail in the Agreement of Purchase & Sale.

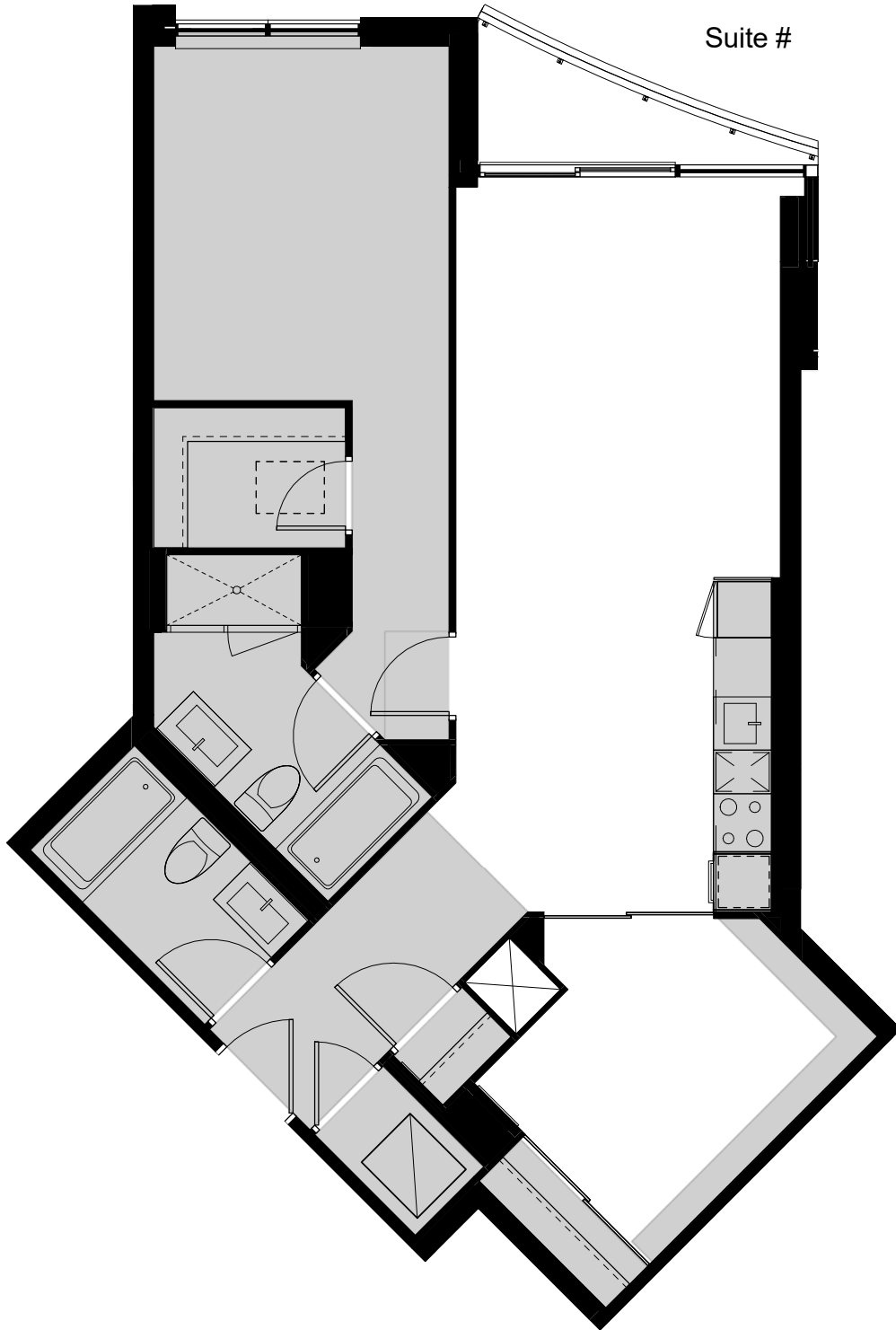
The Electrical Plan does not reflect and should not be used to demonstrate any changes to suite design made by the Customer or the Vendor.

Municipal Suite # 412

Suite Type

1D1

Suite #



**Legend:**

	ERV		Pot Light		ERV Switch		Switch Outlet		Weatherproof Receptacle		T-Slot duplex Receptacle		Key Pad		Track Light
	Suite Electrical Panel		Light Fixture		Capped Outlet		Duplex Receptacle		Duplex Receptacle with GFI (Ground Fault Interruptor)		Telephone Outlet		Multiport Outlet		Hose Bib
	Telecom Panel		Switch		Return Air		Wall Mount Light		Cable Outlet		Thermostat		Under Counter Lighting Connection		Capped Gas Line

All electrical symbols will be reviewed at the time of your electrical appointment however not all are represented in the legend above.  
Combination Smoke Alarm and CO Detector to be installed where applicable.

Area shaded in grey and /or hatched represents bulkheads and dropped ceiling for reference only. Location and size of bulkhead and dropped ceiling may vary and are subject to change.

Thermostat locations are approximate and are shown for reference.

Sprinkler system will be included in your suite as required by the Ontario Building Code. The location of sprinkler heads throughout the ceiling and/or bulkheads are determined by Professional Consultant. Please refer to sentence 6.7 in Schedule B of Agreement of Purchase and Sale.

Acknowledge that I have reviewed the above Electrical Plan, and understand that it is subject to change without notice. E. & O.E. June, 2016

I request changes to the electrical plan

Purchaser Name \_\_\_\_\_

I do not request changes to the electrical plan

Purchaser Signature \_\_\_\_\_ Date \_\_\_\_\_

## AQUAVISTA - ELECTRICAL PLAN

The Electrical Plan is a representation of a typical suite layout only. Its purpose is to show approximate electrical locations which are subject to change without notice as a result of the construction process and per the Agreement of Purchase and Sale.

All electrical items are placed at the Vendors discretion which is governed by Provincial and Municipal regulatory codes and in collaboration with professional consultants. Generally, ceiling light fixtures are placed to the approximate centre of the functional space of the room regardless of the bulkhead locations. Capped ceiling outlets, as an exception, are specifically dimensioned per below and may vary by approximately 6" in any direction of the specification due to structural limitations.

All Customers' requested Personal Selection revisions will be included in a Personal Selections Addendum and Schedule C floor plan which is formally approved by the Customer and Vendor and accepted for construction after payment. If an accepted Electrical Personal Selection requires notification or elimination as a result of the construction process than the Customer will be rebated the cost of the Selection as outlined in detail in the Agreement of Purchase & Sale.

The Electrical Plan does not reflect and should not be used to demonstrate any changes to suite design made by the Customer or the Vendor.

**Municipal Suite #** 413

**Suite Type** 1K+D

**Suite #**

**Legend:**

	ERV		Pot Light		ERV Switch		Switch Outlet		Weatherproof Receptacle		T-Slot duplex Receptacle		Key Pad		Track Light
	Suite Electrical Panel		Light Fixture		Capped Outlet		Duplex Receptacle		Duplex Receptacle with GFI (Ground Fault Interruptor)		Telephone Outlet		Multiport Outlet		Hose Bib
	Telecom Panel		Switch		Return Air		Wall Mount Light		Cable Outlet		Thermostat		Under Counter Lighting Connection		Capped Gas Line

All electrical symbols will be reviewed at the time of your electrical appointment however not all are represented in the legend above.  
Combination Smoke Alarm and CO Detector to be installed where applicable.

Area shaded in grey and /or hatched represents bulkheads and dropped ceiling for reference only. Location and size of bulkhead and dropped ceiling may vary and are subject to change.

Thermostat locations are approximate and are shown for reference.

Sprinkler system will be included in your suite as required by the Ontario Building Code. The location of sprinkler heads throughout the ceiling and/or bulkheads are determined by Professional Consultant. Please refer to sentence 6.7 in Schedule B of Agreement of Purchase and Sale.

Acknowledge that I have reviewed the above Electrical Plan, and understand that it is subject to change without notice. E. & O.E. June, 2016

I request changes to the electrical plan  Purchaser Name \_\_\_\_\_

I do not request changes to the electrical plan  Purchaser Signature \_\_\_\_\_ Date \_\_\_\_\_

## AQUAVISTA - ELECTRICAL PLAN

The Electrical Plan is a representation of a typical suite layout only. Its purpose is to show approximate electrical locations which are subject to change without notice as a result of the construction process and per the Agreement of Purchase and Sale.

All electrical items are placed at the Vendors discretion which is governed by Provincial and Municipal regulatory codes and in collaboration with professional consultants. Generally, ceiling light fixtures are placed to the approximate centre of the functional space of the room regardless of the bulkhead locations. Capped ceiling outlets, as an exception, are specifically dimensioned per below and may vary by approximately 6" in any direction of the specification due to structural limitations.

All Customers' requested Personal Selection revisions will be included in a Personal Selections Addendum and Schedule C floor plan which is formally approved by the Customer and Vendor and accepted for construction after payment. If an accepted Electrical Personal Selection requires notification or elimination as a result of the construction process than the Customer will be rebated the cost of the Selection requires notification or elimination as a result of the construction process than the Customer will be rebated the cost of the Personal Selection as outlined in detail in the Agreement of Purchase & Sale.

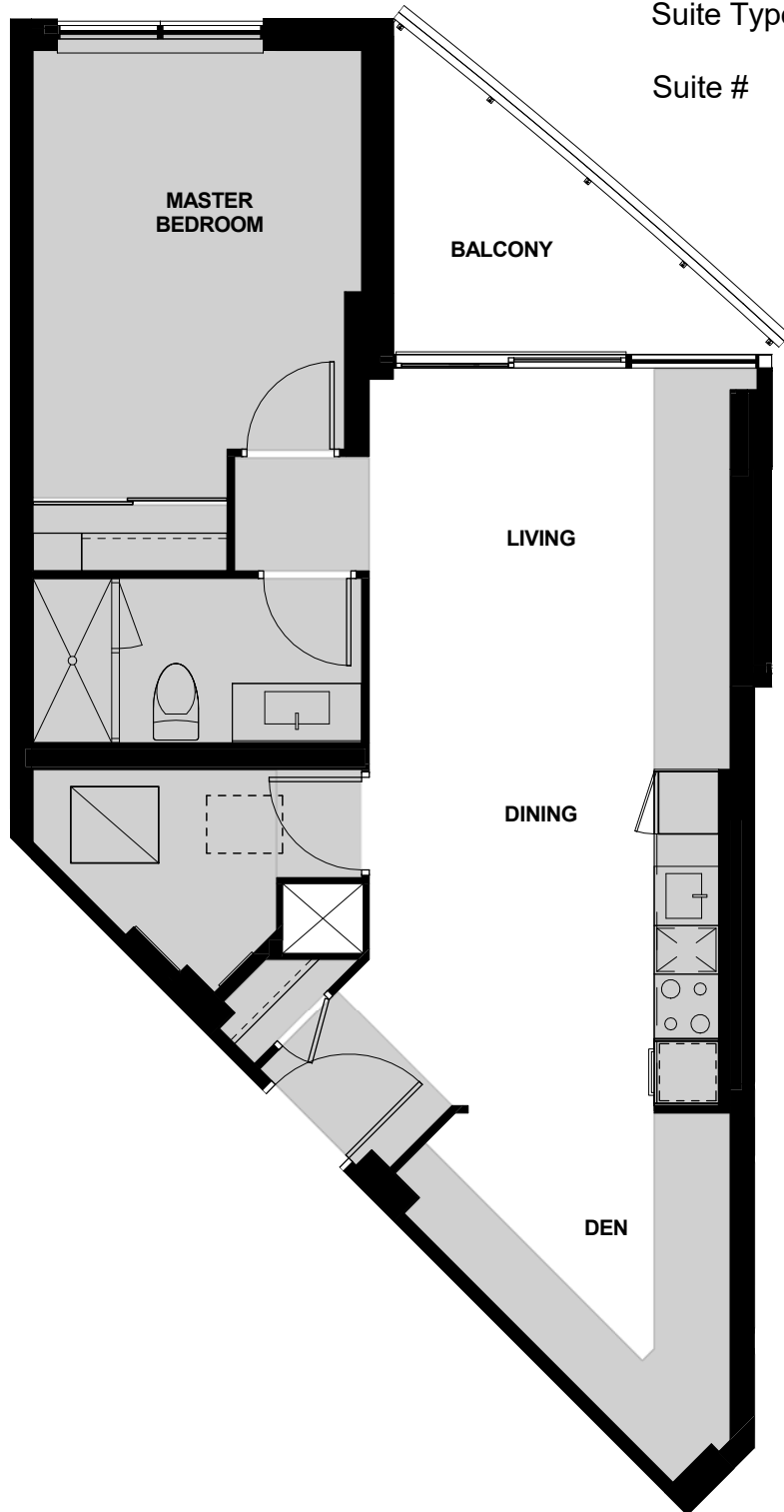
The Electrical Plan does not reflect and should not be used to demonstrate any changes to suite design made by the Customer or the Vendor.

Municipal Suite # 414

Suite Type

1G+D1

Suite #



**Legend:**

	ERV		Pot Light		ERV Switch		Switch Outlet		Weatherproof Receptacle		T-Slot duplex Receptacle		Key Pad		Track Light
	Suite Electrical Panel		Light Fixture		Capped Outlet		Duplex Receptacle		Duplex Receptacle with GFI (Ground Fault Interruptor)		Telephone Outlet		Multiport Outlet		Hose Bib
	Telecom Panel		Switch		Return Air		Wall Mount Light		Cable Outlet		Thermostat		Under Counter Lighting Connection		Capped Gas Line

All electrical symbols will be reviewed at the time of your electrical appointment however not all are represented in the legend above. Combination Smoke Alarm and CO Detector to be installed where applicable.

Area shaded in grey and /or hatched represents bulkheads and dropped ceiling for reference only. Location and size of bulkhead and dropped ceiling may vary and are subject to change.

Thermostat locations are approximate and are shown for reference.

Sprinkler system will be included in your suite as required by the Ontario Building Code. The location of sprinkler heads throughout the ceiling and/or bulkheads are determined by Professional Consultant. Please refer to sentence 6.7 in Schedule B of Agreement of Purchase and Sale.

Acknowledge that I have reviewed the above Electrical Plan, and understand that it is subject to change without notice. E. & O.E. June, 2016

I request changes to the electrical plan

Purchaser Name \_\_\_\_\_

I do not request changes to the electrical plan

Purchaser Signature \_\_\_\_\_ Date \_\_\_\_\_

## AQUAVISTA - ELECTRICAL PLAN

The Electrical Plan is a representation of a typical suite layout only. Its purpose is to show approximate electrical locations which are subject to change without notice as a result of the construction process and per the Agreement of Purchase and Sale.

All electrical items are placed at the Vendors discretion which is governed by Provincial and Municipal regulatory codes and in collaboration with professional consultants. Generally, ceiling light fixtures are placed to the approximate centre of the functional space of the room regardless of the bulkhead locations. Capped ceiling outlets, as an exception, are specifically dimensioned per below and may vary by approximately 6" in any direction of the specification due to structural limitations.

All Customers' requested Personal Selection revisions will be included in a Personal Selections Addendum and Schedule C floor plan which is formally approved by the Customer and Vendor and accepted for construction after payment. If an accepted Electrical Personal Selection requires notification or elimination as a result of the construction process than the Customer will be rebated the cost of the Selection requires notification or elimination as a result of the construction process than the Customer will be rebated the cost of the Personal Selection as outlined in detail in the Agreement of Purchase & Sale.

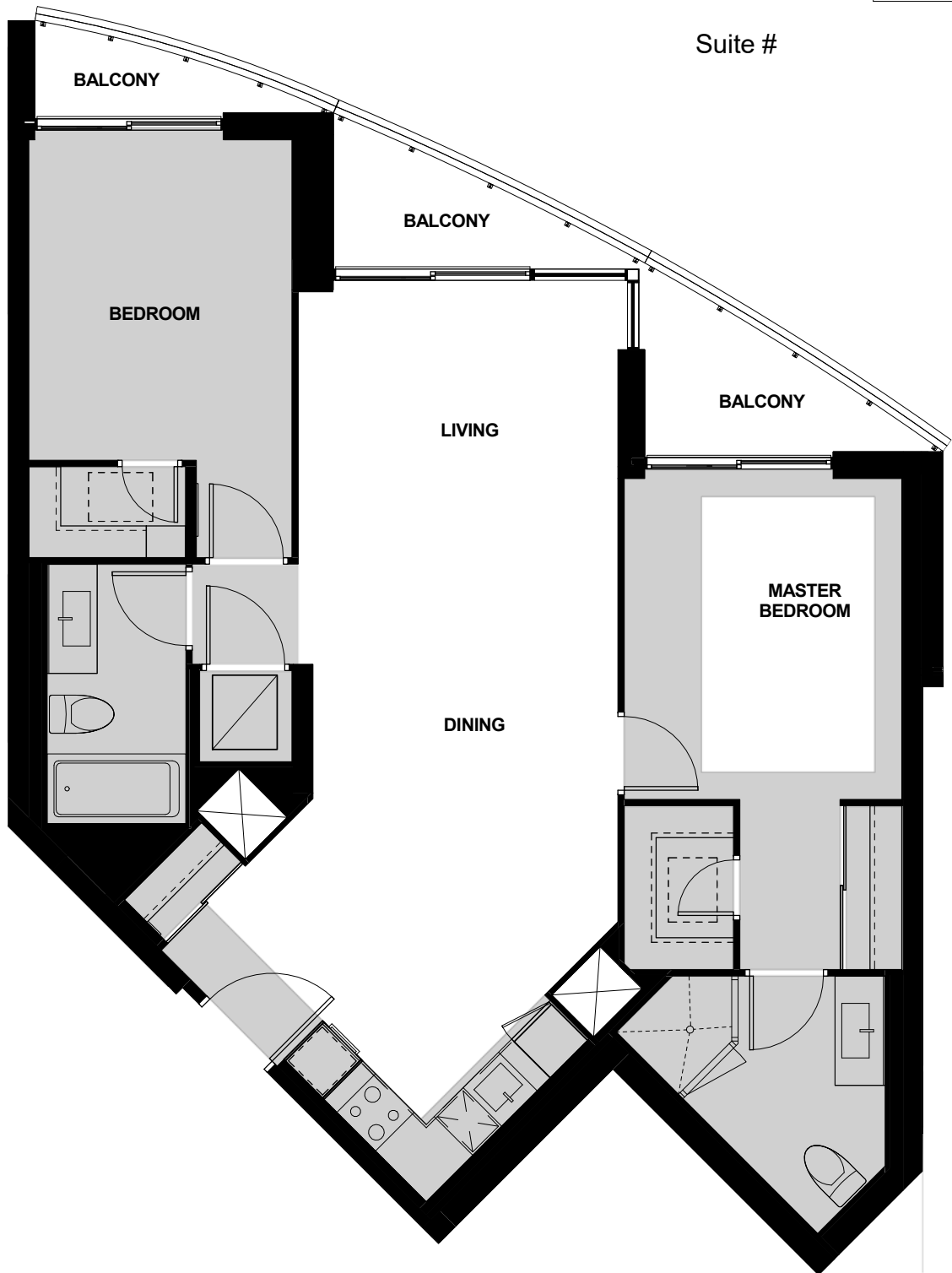
The Electrical Plan does not reflect and should not be used to demonstrate any changes to suite design made by the Customer or the Vendor.

Municipal Suite # 415

Suite Type

2F

Suite #



**Legend:**

	ERV		Pot Light		ERV Switch		Switch Outlet		Weatherproof Receptacle		T-Slot duplex Receptacle		Key Pad		Track Light
	Suite Electrical Panel		Light Fixture		Capped Outlet		Duplex Receptacle		Duplex Receptacle with GFI (Ground Fault Interruptor)		Telephone Outlet		Multiport Outlet		Hose Bib
	Telecom Panel		Switch		Return Air		Wall Mount Light		Cable Outlet		Thermostat		Under Counter Lighting Connection		Capped Gas Line

All electrical symbols will be reviewed at the time of your electrical appointment however not all are represented in the legend above. Combination Smoke Alarm and CO Detector to be installed where applicable.

Area shaded in grey and /or hatched represents bulkheads and dropped ceiling for reference only. Location and size of bulkhead and dropped ceiling may vary and are subject to change.

Thermostat locations are approximate and are shown for reference.

Sprinkler system will be included in your suite as required by the Ontario Building Code. The location of sprinkler heads throughout the ceiling and/or bulkheads are determined by Professional Consultant. Please refer to sentence 6.7 in Schedule B of Agreement of Purchase and Sale.

Acknowledge that I have reviewed the above Electrical Plan, and understand that it is subject to change without notice. E. & O.E. June, 2016

I request changes to the electrical plan

Purchaser Name \_\_\_\_\_

I do not request changes to the electrical plan

Purchaser Signature \_\_\_\_\_ Date \_\_\_\_\_

## AQUAVISTA - ELECTRICAL PLAN

The Electrical Plan is a representation of a typical suite layout only. Its purpose is to show approximate electrical locations which are subject to change without notice as a result of the construction process and per the Agreement of Purchase and Sale.

All electrical items are placed at the Vendors discretion which is governed by Provincial and Municipal regulatory codes and in collaboration with professional consultants. Generally, ceiling light fixtures are placed to the approximate centre of the functional space of the room regardless of the bulkhead locations. Capped ceiling outlets, as an exception, are specifically dimensioned per below and may vary by approximately 6" in any direction of the specification due to structural limitations.

All Customers' requested Personal Selection revisions will be included in a Personal Selections Addendum and Schedule C floor plan which is formally approved by the Customer and Vendor and accepted for construction after payment. If an accepted Electrical Personal Selection requires notification or elimination as a result of the construction process than the Customer will be rebated the cost of the Selection requires notification or elimination as a result of the construction process than the Customer will be rebated the cost of the Personal Selection as outlined in detail in the Agreement of Purchase & Sale.

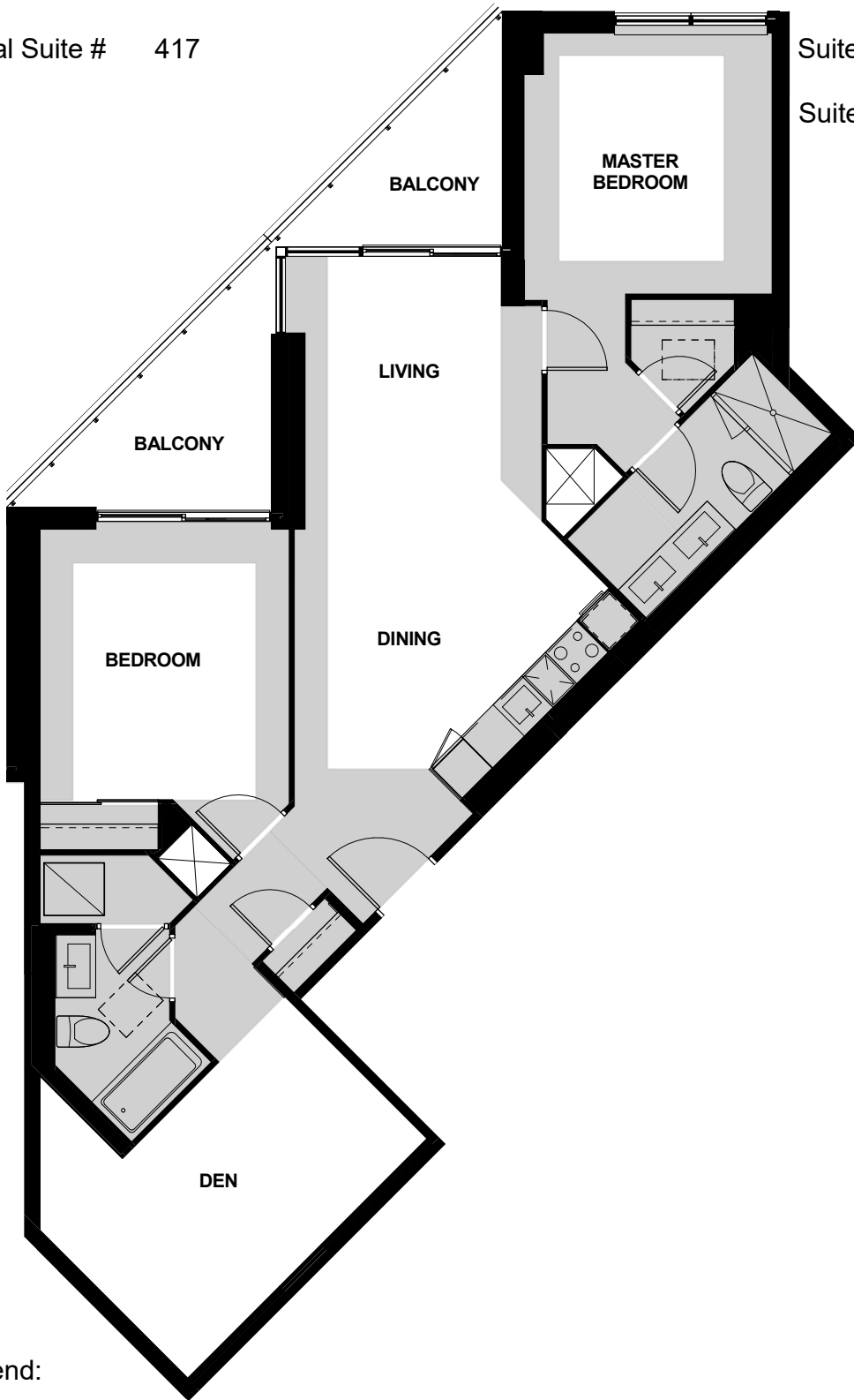
The Electrical Plan does not reflect and should not be used to demonstrate any changes to suite design made by the Customer or the Vendor.

Municipal Suite # 417

Suite Type

2L+D1

Suite #



**Legend:**

	ERV		Pot Light		ERV Switch		Switch Outlet		Weatherproof Receptacle		T-Slot duplex Receptacle		Key Pad		Track Light
	Suite Electrical Panel		Light Fixture		Capped Outlet		Duplex Receptacle		Duplex Receptacle with GFI (Ground Fault Interruptor)		Telephone Outlet		Multiport Outlet		Hose Bib
	Telecom Panel		Switch		Return Air		Wall Mount Light		Cable Outlet		Thermostat		Under Counter Lighting Connection		Capped Gas Line

All electrical symbols will be reviewed at the time of your electrical appointment however not all are represented in the legend above. Combination Smoke Alarm and CO Detector to be installed where applicable.

Area shaded in grey and /or hatched represents bulkheads and dropped ceiling for reference only. Location and size of bulkhead and dropped ceiling may vary and are subject to change.

Thermostat locations are approximate and are shown for reference.

Sprinkler system will be included in your suite as required by the Ontario Building Code. The location of sprinkler heads throughout the ceiling and/or bulkheads are determined by Professional Consultant. Please refer to sentence 6.7 in Schedule B of Agreement of Purchase and Sale.

Acknowledge that I have reviewed the above Electrical Plan, and understand that it is subject to change without notice. E. & O.E. June, 2016

I request changes to the electrical plan

Purchaser Name \_\_\_\_\_

I do not request changes to the electrical plan

Purchaser Signature \_\_\_\_\_ Date \_\_\_\_\_

## AQUAVISTA - ELECTRICAL PLAN

The Electrical Plan is a representation of a typical suite layout only. Its purpose is to show approximate electrical locations which are subject to change without notice as a result of the construction process and per the Agreement of Purchase and Sale.

All electrical items are placed at the Vendors discretion which is governed by Provincial and Municipal regulatory codes and in collaboration with professional consultants. Generally, ceiling light fixtures are placed to the approximate centre of the functional space of the room regardless of the bulkhead locations. Capped ceiling outlets, as an exception, are specifically dimensioned per below and may vary by approximately 6" in any direction of the specification due to structural limitations.

All Customers' requested Personal Selection revisions will be included in a Personal Selections Addendum and Schedule C floor plan which is formally approved by the Customer and Vendor and accepted for construction after payment. If an accepted Electrical Personal Selection requires notification or elimination as a result of the construction process than the Customer will be rebated the cost of the Selection requires notification or elimination as a result of the construction process than the Customer will be rebated the cost of the Personal Selection as outlined in detail in the Agreement of Purchase & Sale.

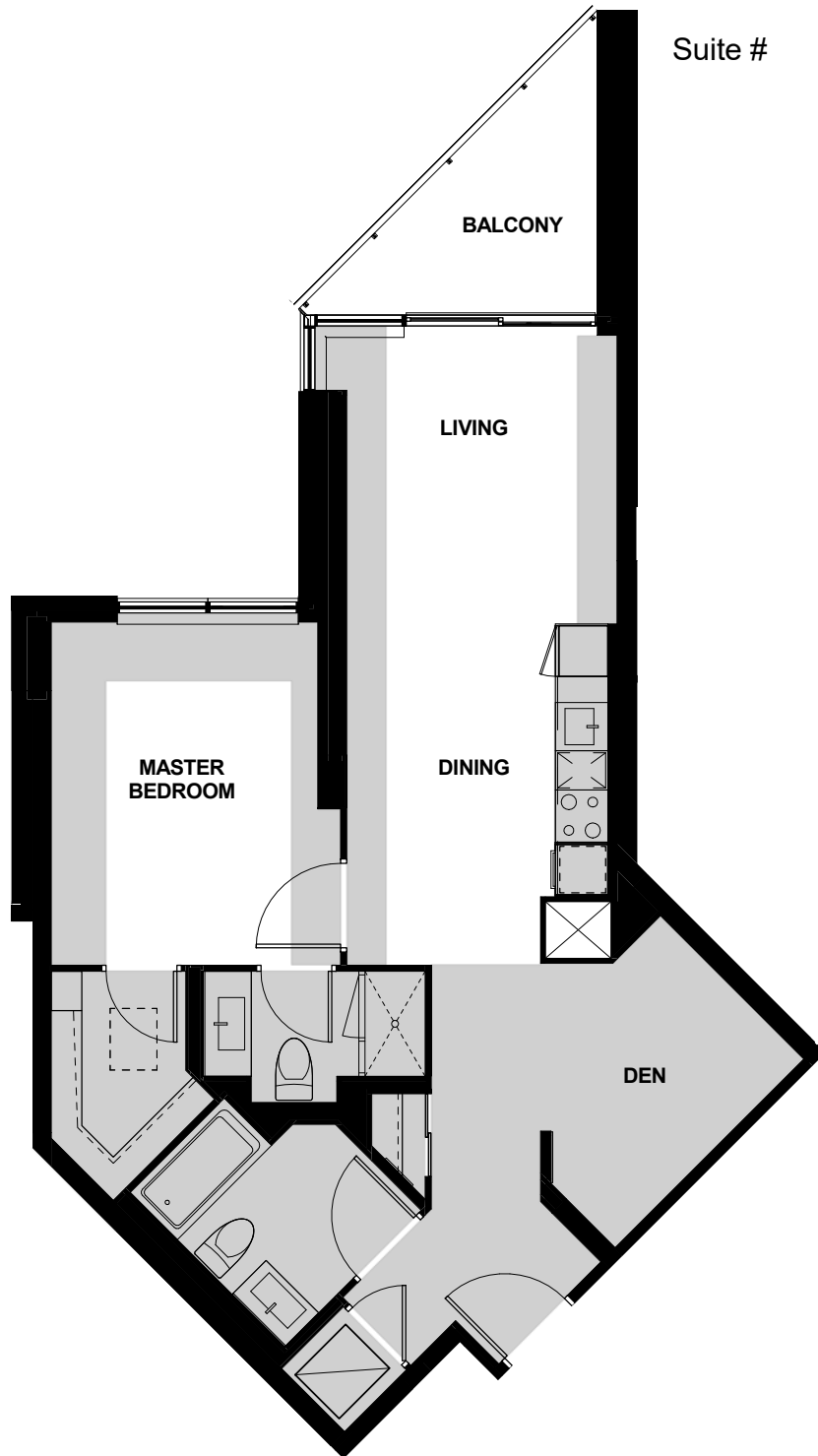
The Electrical Plan does not reflect and should not be used to demonstrate any changes to suite design made by the Customer or the Vendor.

Municipal Suite # 418

Suite Type

1M+D1

Suite #



**Legend:**

	ERV		Pot Light		ERV Switch		Switch Outlet		Weatherproof Receptacle		T-Slot duplex Receptacle		Key Pad		Track Light
	Suite Electrical Panel		Light Fixture		Capped Outlet		Duplex Receptacle		Duplex Receptacle with GFI (Ground Fault Interruptor)		Telephone Outlet		Multiport Outlet		Hose Bib
	Telecom Panel		Switch		Return Air		Wall Mount Light		Cable Outlet		Thermostat		Under Counter Lighting Connection		Capped Gas Line

All electrical symbols will be reviewed at the time of your electrical appointment however not all are represented in the legend above. Combination Smoke Alarm and CO Detector to be installed where applicable.

Area shaded in grey and /or hatched represents bulkheads and dropped ceiling for reference only. Location and size of bulkhead and dropped ceiling may vary and are subject to change.

Thermostat locations are approximate and are shown for reference.

Sprinkler system will be included in your suite as required by the Ontario Building Code. The location of sprinkler heads throughout the ceiling and/or bulkheads are determined by Professional Consultant. Please refer to sentence 6.7 in Schedule B of Agreement of Purchase and Sale.

Acknowledge that I have reviewed the above Electrical Plan, and understand that it is subject to change without notice. E. & O.E. June, 2016

I request changes to the electrical plan

Purchaser Name \_\_\_\_\_

I do not request changes to the electrical plan

Purchaser Signature \_\_\_\_\_ Date \_\_\_\_\_

## AQUAVISTA - ELECTRICAL PLAN

The Electrical Plan is a representation of a typical suite layout only. Its purpose is to show approximate electrical locations which are subject to change without notice as a result of the construction process and per the Agreement of Purchase and Sale.

All electrical items are placed at the Vendors discretion which is governed by Provincial and Municipal regulatory codes and in collaboration with professional consultants. Generally, ceiling light fixtures are placed to the approximate centre of the functional space of the room regardless of the bulkhead locations. Capped ceiling outlets, as an exception, are specifically dimensioned per below and may vary by approximately 6" in any direction of the specification due to structural limitations.

All Customers' requested Personal Selection revisions will be included in a Personal Selections Addendum and Schedule C floor plan which is formally approved by the Customer and Vendor and accepted for construction after payment. If an accepted Electrical Personal Selection requires notification or elimination as a result of the construction process than the Customer will be rebated the cost of the Selection requires notification or elimination as a result of the construction process than the Customer will be rebated the cost of the Personal Selection as outlined in detail in the Agreement of Purchase & Sale.

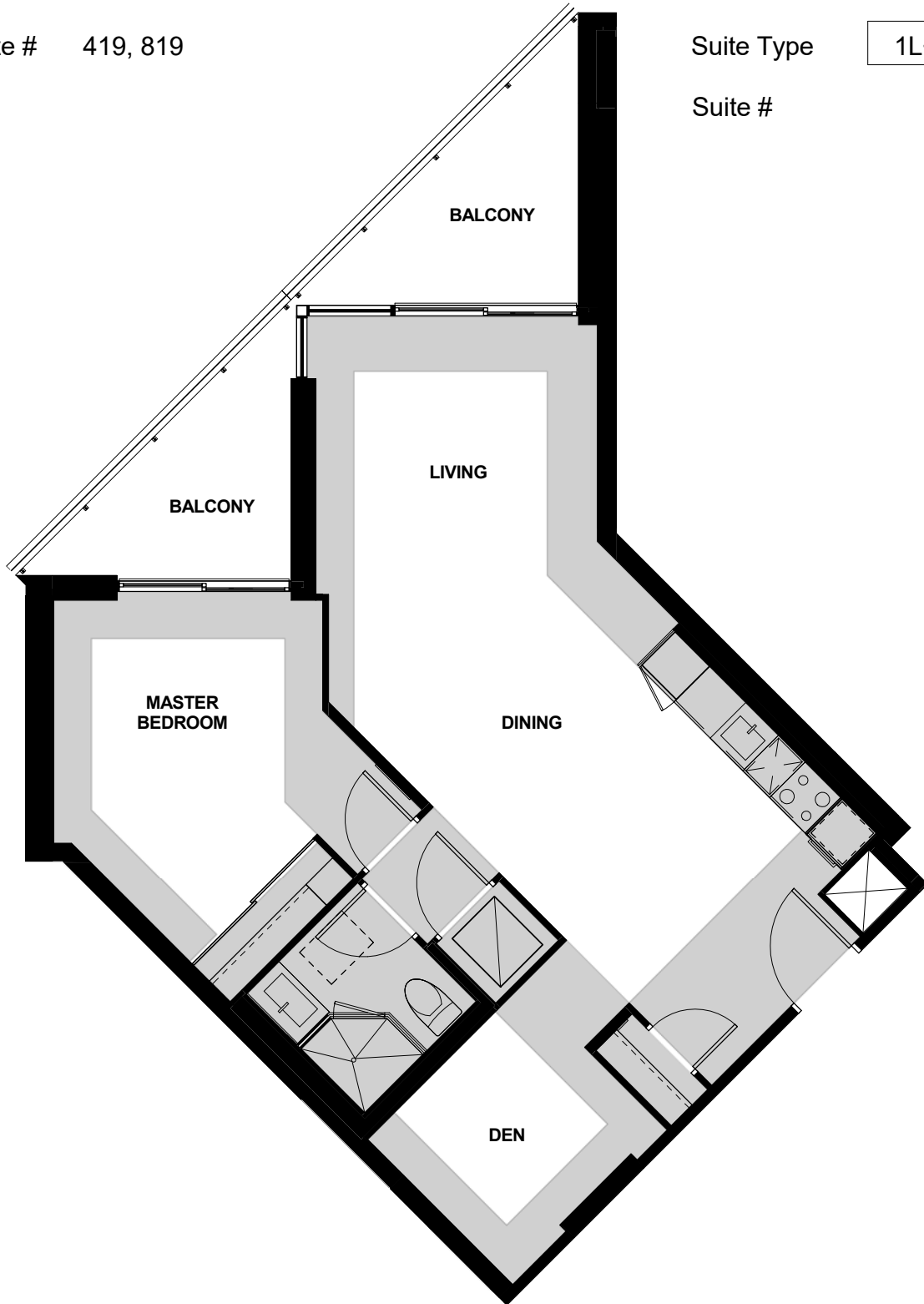
The Electrical Plan does not reflect and should not be used to demonstrate any changes to suite design made by the Customer or the Vendor.

Municipal Suite # 419, 819

Suite Type

1L+D

Suite #



**Legend:**

	ERV		Pot Light		ERV Switch		Switch Outlet		Weatherproof Receptacle		T-Slot duplex Receptacle		Key Pad		Track Light
	Suite Electrical Panel		Light Fixture		Capped Outlet		Duplex Receptacle		Duplex Receptacle with GFI (Ground Fault Interruptor)		Telephone Outlet		Multiport Outlet		Hose Bib
	Telecom Panel		Switch		Return Air		Wall Mount Light		Cable Outlet		Thermostat		Under Counter Lighting Connection		Capped Gas Line

All electrical symbols will be reviewed at the time of your electrical appointment however not all are represented in the legend above. Combination Smoke Alarm and CO Detector to be installed where applicable.

Area shaded in grey and /or hatched represents bulkheads and dropped ceiling for reference only. Location and size of bulkhead and dropped ceiling may vary and are subject to change.

Thermostat locations are approximate and are shown for reference.

Sprinkler system will be included in your suite as required by the Ontario Building Code. The location of sprinkler heads throughout the ceiling and/or bulkheads are determined by Professional Consultant. Please refer to sentence 6.7 in Schedule B of Agreement of Purchase and Sale.

Acknowledge that I have reviewed the above Electrical Plan, and understand that it is subject to change without notice. E. & O.E. June, 2016

I request changes to the electrical plan

Purchaser Name \_\_\_\_\_

I do not request changes to the electrical plan

Purchaser Signature \_\_\_\_\_ Date \_\_\_\_\_

## AQUAVISTA - ELECTRICAL PLAN

The Electrical Plan is a representation of a typical suite layout only. Its purpose is to show approximate electrical locations which are subject to change without notice as a result of the construction process and per the Agreement of Purchase and Sale.

All electrical items are placed at the Vendors discretion which is governed by Provincial and Municipal regulatory codes and in collaboration with professional consultants. Generally, ceiling light fixtures are placed to the approximate centre of the functional space of the room regardless of the bulkhead locations. Capped ceiling outlets, as an exception, are specifically dimensioned per below and may vary by approximately 6" in any direction of the specification due to structural limitations.

All Customers' requested Personal Selection revisions will be included in a Personal Selections Addendum and Schedule C floor plan which is formally approved by the Customer and Vendor and accepted for construction after payment. If an accepted Electrical Personal Selection requires notification or elimination as a result of the construction process than the Customer will be rebated the cost of the Selection requires notification or elimination as a result of the construction process than the Customer will be rebated the cost of the Personal Selection as outlined in detail in the Agreement of Purchase & Sale.

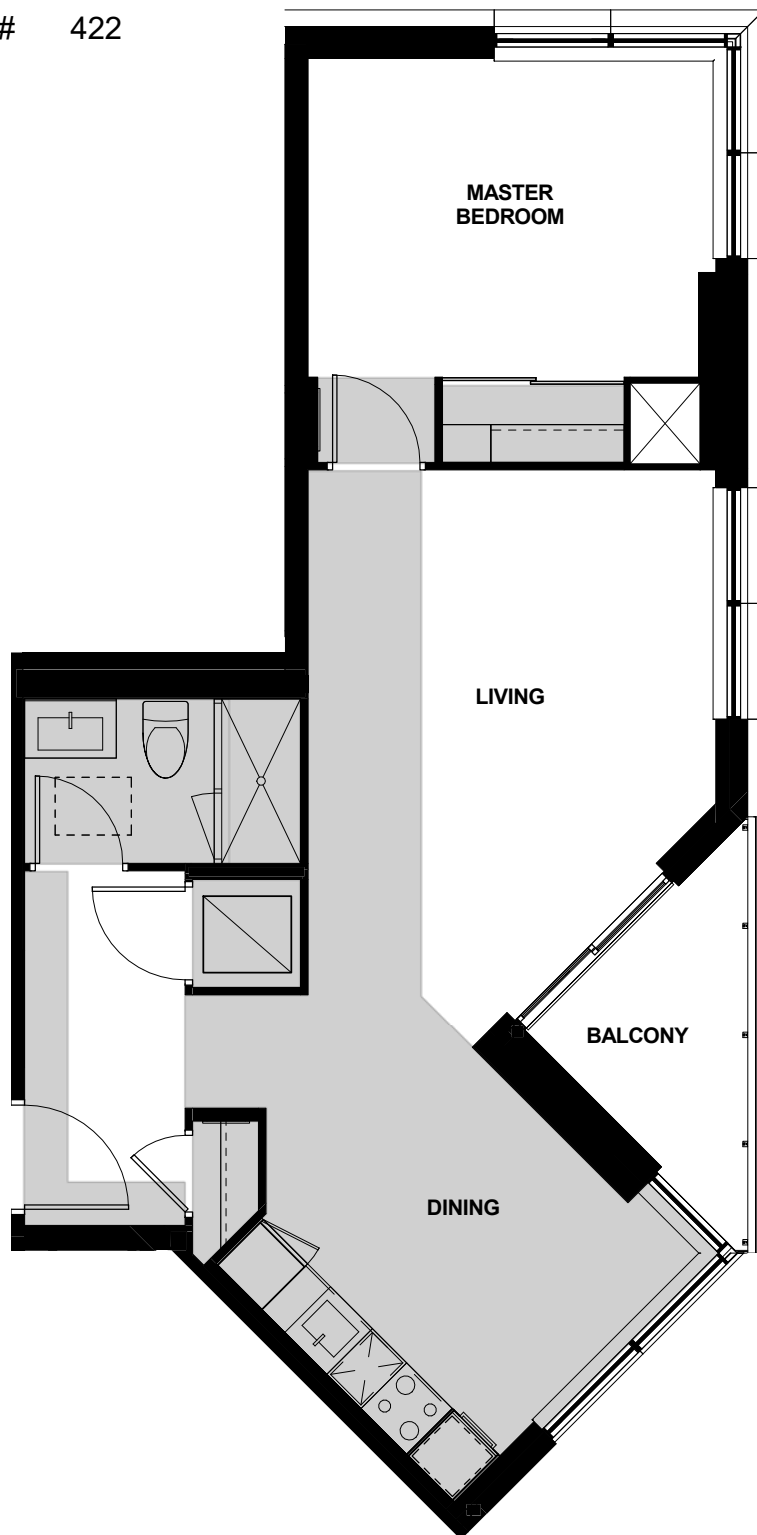
The Electrical Plan does not reflect and should not be used to demonstrate any changes to suite design made by the Customer or the Vendor.

Municipal Suite # 422

Suite Type

1U1

Suite #



**Legend:**

	ERV		Pot Light		ERV Switch		Switch Outlet		Weatherproof Receptacle		T-Slot duplex Receptacle		Key Pad		Track Light
	Suite Electrical Panel		Light Fixture		Capped Outlet		Duplex Receptacle		Duplex Receptacle with GFI (Ground Fault Interruptor)		Telephone Outlet		Multipoint Outlet		Hose Bib
	Telecom Panel		Switch		Return Air		Wall Mount Light		Cable Outlet		Thermostat		Under Counter Lighting Connection		Capped Gas Line

All electrical symbols will be reviewed at the time of your electrical appointment however not all are represented in the legend above. Combination Smoke Alarm and CO Detector to be installed where applicable.

Area shaded in grey and /or hatched represents bulkheads and dropped ceiling for reference only. Location and size of bulkhead and dropped ceiling may vary and are subject to change.

Thermostat locations are approximate and are shown for reference.

Sprinkler system will be included in your suite as required by the Ontario Building Code. The location of sprinkler heads throughout the ceiling and/or bulkheads are determined by Professional Consultant. Please refer to sentence 6.7 in Schedule B of Agreement of Purchase and Sale.

Acknowledge that I have reviewed the above Electrical Plan, and understand that it is subject to change without notice. E. & O.E. June, 2016

I request changes to the electrical plan

Purchaser Name \_\_\_\_\_

I do not request changes to the electrical plan

Purchaser Signature \_\_\_\_\_ Date \_\_\_\_\_

## AQUAVISTA - ELECTRICAL PLAN

The Electrical Plan is a representation of a typical suite layout only. Its purpose is to show approximate electrical locations which are subject to change without notice as a result of the construction process and per the Agreement of Purchase and Sale.

All electrical items are placed at the Vendors discretion which is governed by Provincial and Municipal regulatory codes and in collaboration with professional consultants. Generally, ceiling light fixtures are placed to the approximate centre of the functional space of the room regardless of the bulkhead locations. Capped ceiling outlets, as an exception, are specifically dimensioned per below and may vary by approximately 6" in any direction of the specification due to structural limitations.

All Customers' requested Personal Selection revisions will be included in a Personal Selections Addendum and Schedule C floor plan which is formally approved by the Customer and Vendor and accepted for construction after payment. If an accepted Electrical Personal Selection requires notification or elimination as a result of the construction process than the Customer will be rebated the cost of the Selection requires notification or elimination as a result of the construction process than the Customer will be rebated the cost of the Personal Selection as outlined in detail in the Agreement of Purchase & Sale.

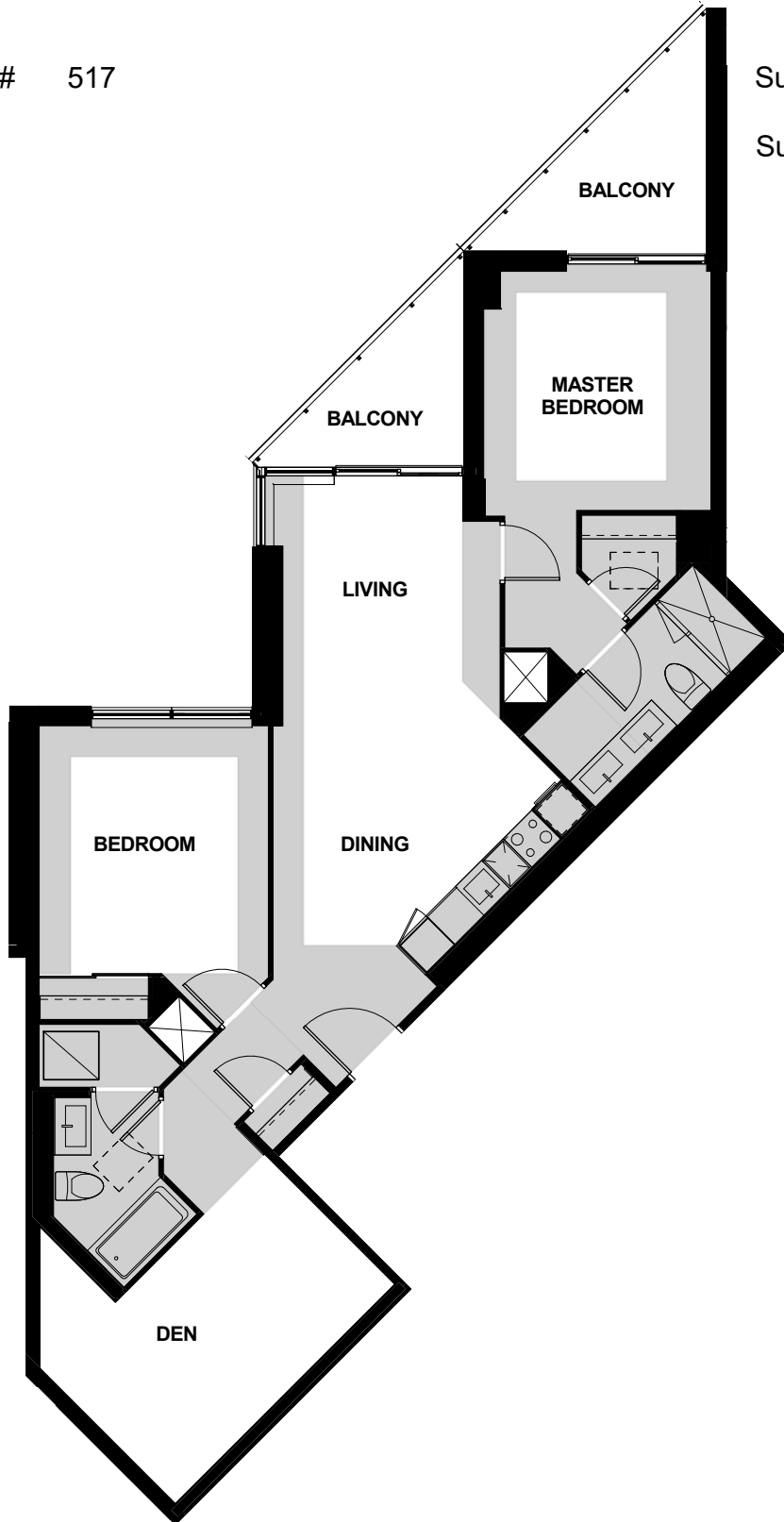
The Electrical Plan does not reflect and should not be used to demonstrate any changes to suite design made by the Customer or the Vendor.

Municipal Suite # 517

Suite Type

2L+Da

Suite #



**Legend:**

	ERV		Pot Light		ERV Switch		Switch Outlet		Weatherproof Receptacle		T-Slot duplex Receptacle		Key Pad		Track Light
	Suite Electrical Panel		Light Fixture		Capped Outlet		Duplex Receptacle		Duplex Receptacle with GFI (Ground Fault Interruptor)		Telephone Outlet		Multiport Outlet		Hose Bib
	Telecom Panel		Switch		Return Air		Wall Mount Light		Cable Outlet		Thermostat		Under Counter Lighting Connection		Capped Gas Line

All electrical symbols will be reviewed at the time of your electrical appointment however not all are represented in the legend above. Combination Smoke Alarm and CO Detector to be installed where applicable.

Area shaded in grey and /or hatched represents bulkheads and dropped ceiling for reference only. Location and size of bulkhead and dropped ceiling may vary and are subject to change.

Thermostat locations are approximate and are shown for reference.

Sprinkler system will be included in your suite as required by the Ontario Building Code. The location of sprinkler heads throughout the ceiling and/or bulkheads are determined by Professional Consultant. Please refer to sentence 6.7 in Schedule B of Agreement of Purchase and Sale.

Acknowledge that I have reviewed the above Electrical Plan, and understand that it is subject to change without notice. E. & O.E. June, 2016

I request changes to the electrical plan

Purchaser Name \_\_\_\_\_

I do not request changes to the electrical plan

Purchaser Signature \_\_\_\_\_ Date \_\_\_\_\_