

Products /  **CASTALDI** / D44 tellux / D44 tellux/T1 / D44K/T1-3LWW-NB

D44 tellux D44K/T1-3LWW-NB

TECHNICAL DATA

GENERAL



Item code	D44K/T1-3LWW-NB
Place installation	outdoor
Name	D44 tellux/T1 / D44K/T1-3LWW-NB ground recessed
Note	5000K on request.
Standard colour	stainless steel frame sandblasted
Environments	façades and architectural works, wellness, hallway, conference hall, places of worship



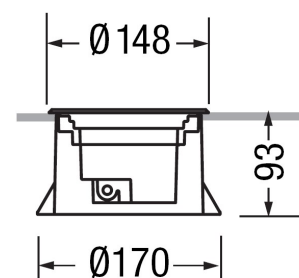
PHYSICAL

Installation type	ground recessed
Mounting type	ground recessed
Painting	Polyester powder coating, with a pluri-processed against corrosion (passed the exposure of over 1500 hours in a saline mist environment).
Screws	AISI 304 stainless steel screws.
Seals	Silicone Rubber.
Static load	2000Kg
Body	Corrosion resistant die-cast aluminium body. High impact resistant composite technopolymer housing box. AISI 316 stainless steel frame sandblasted.




DIMENSIONS

D: Total diameter device (mm)	148
Built-in shaped	Round
Diameter built-in (mm)	170
Built-in depth (mm)	93
Weight (kg)	1,3
Volume piece packed (m3)	0,004



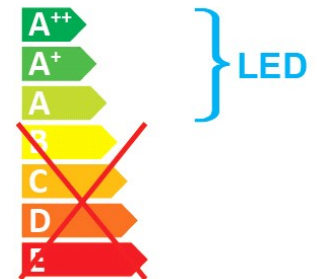
OPTICAL SYSTEMS

Opening beam	narrow
Adjustable	Yes
Horizontal rotation	±45°
Vertical tilt	±25°
Optical System	Tempered safety glass - 8 mm thickness, mechanical and thermal shock resistant.



ENERGY SAVING

This luminaire contains built-in LED lamps
The lamps cannot be changed in the luminaire



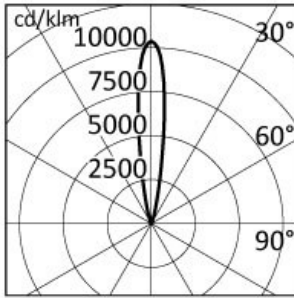
SOURCES

Source Type	Source Power	System Power	Source	Lamp Socket	Sources Temperature Colour	Nominal Flux	Output Flux	Source description
LED	-	4,4W	-	-	3000K	-	237 lm	-

ELECTRICAL

Ballast type	Electronic
Mounting ballast type	Integral
Line input	Pre-wired and tested with resin sealed watertight H07RN-F cable (for a fast and secure connection to the main power line, use ACS/CR1 connector or similar).
Voltage	220-240V
Frequency	50-60Hz

PHOTOMETRICS



h (m)	Ø (m)	$\gamma=0.0$ $\alpha-\beta=16^\circ$	Emed(lx)
5.00	1.38		68
4.00	1.10		106
3.00	0.83		188
2.00	0.55		422
1.00	0.28		1689

NORMS / DIRECTIVES

Norms

EN 60598-2-13

ACCESSORIES

INCLUDED ACCESSORIES

Recessing in box

Ground and Wall rough-in housing box, high impact resistant composite technopolymer (Code PT0719).



OPTIONAL ACCESSORIES

Electrical

Accessory code	ACS/CR1
Technical description	Fast IP68 connector 1bar (10m-1h) for cable Ø7-12mm - 3x1,5mm.
D: Total diameter device (mm)	10.5

