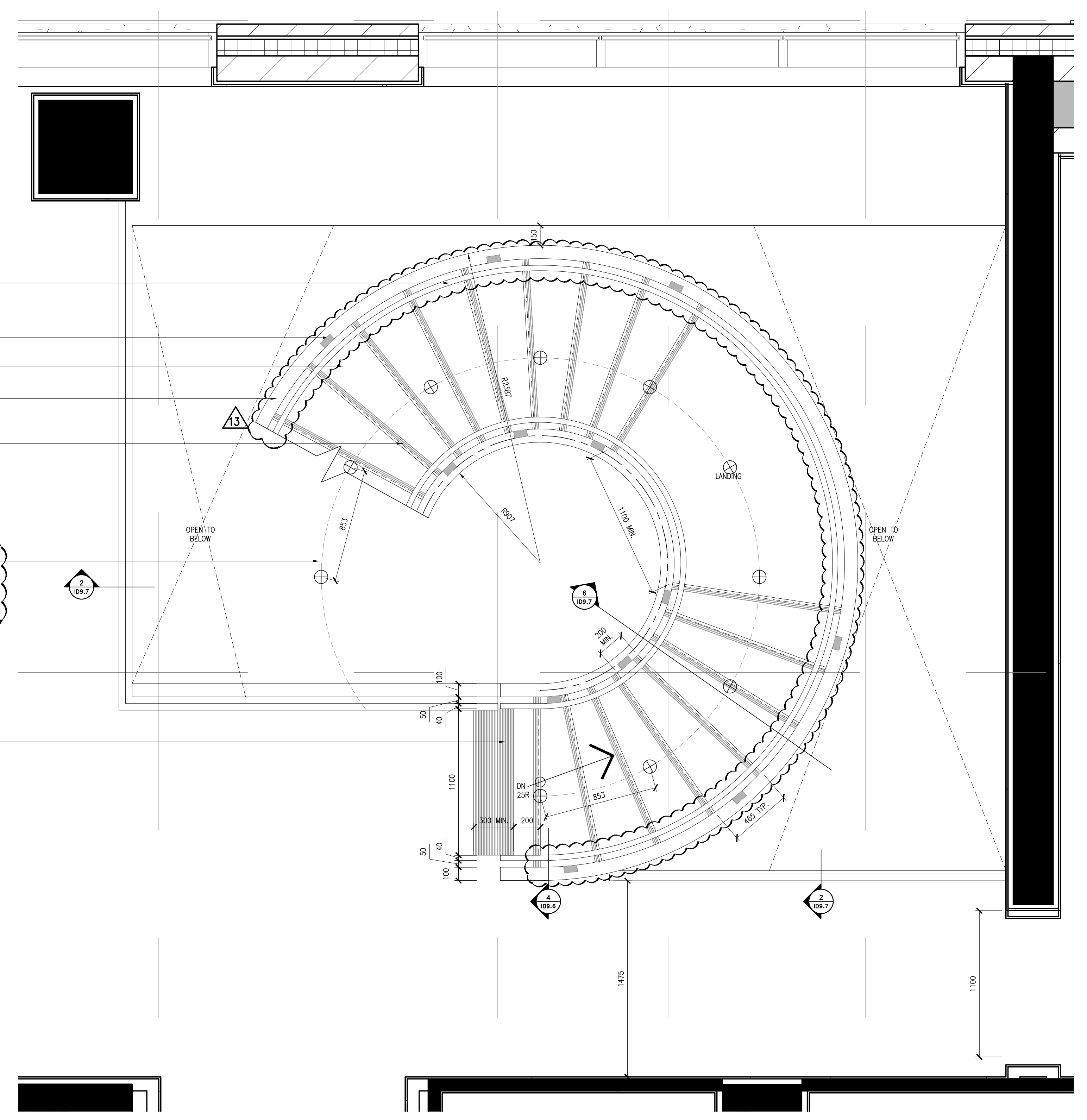


- Notes:**
- CONTRACTOR AND ALL SUB-TRADES SHALL VERIFY ALL SITE DIMENSIONS, ALL DRAWINGS, DETAILS AND SPECIFICATIONS AND REPORT ANY DISCREPANCIES TO THE INTERIOR DESIGNER IN WRITING FOR APPROVAL BEFORE PROCEEDING WITH THE WORK.
 - CONTRACTOR AND SUB-CONTRACTORS, BEFORE PROCEEDING WITH WORK, MUST SUBMIT ALL NECESSARY SAMPLES FOR APPROVAL OF QUALITY AND FINISH TO THE INTERIOR DESIGNER.
 - CONTRACTOR MUST COMPLY WITH THE CONTRACT DOCUMENTS, PERFORMANCE REQUIREMENTS, APPLICABLE CODES AND REGULATIONS.
 - ALL DRAWINGS AND WRITTEN MATERIAL HEREIN CONSTITUTE THE ORIGINAL AND UNPUBLISHED WORK OF I B Y IV DESIGN ASSOCIATES INC. AND MAY NOT BE DUPLICATED, USED OR DISCLOSED WITHOUT PRIOR WRITTEN CONSENT OF I B Y IV DESIGN ASSOCIATES INC.
 - DRAWINGS NOT TO BE SCALED

Issue:

07 ISSUED FOR TENDER	16.03.18
10 ISSUED FOR CONSTRUCTION	17.06.19
13 SITE INSTRUCTION #03	17.11.10
1	-
2	-
3	-
4	-
5	-
6	-
7	-
8	-
9	-
10	-
11	-
12	-
13	-
14	-
15	-
16	-
17	-
18	-
19	-
20	-
21	-
22	-
23	-
24	-
25	-
26	-
27	-
28	-
29	-
30	-
31	-
32	-
33	-
34	-
35	-
36	-
37	-
38	-
39	-
40	-
41	-
42	-
43	-
44	-
45	-
46	-
47	-
48	-
49	-
50	-
51	-
52	-
53	-
54	-
55	-
56	-
57	-
58	-
59	-
60	-
61	-
62	-
63	-
64	-
65	-
66	-
67	-
68	-
69	-
70	-
71	-
72	-
73	-
74	-
75	-
76	-
77	-
78	-
79	-
80	-
81	-
82	-
83	-
84	-
85	-
86	-
87	-
88	-
89	-
90	-
91	-
92	-
93	-
94	-
95	-
96	-
97	-
98	-
99	-
100	-

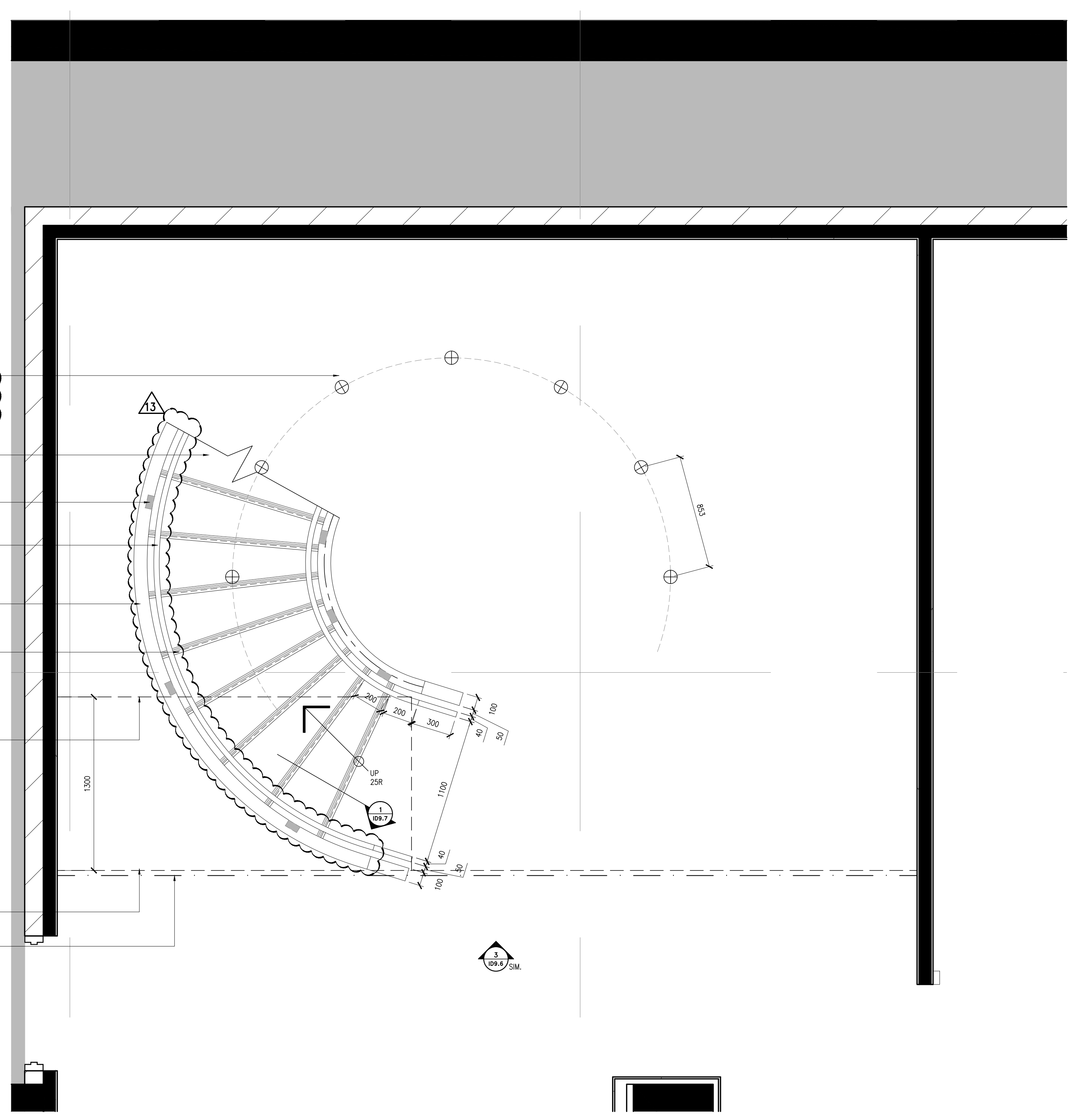
- NOTE:**
ALL STAIR AND GUARD RAIL CONSTRUCTION AND ASSEMBLY TO CONFORM TO ALL LOCAL BUILDING CODE REQUIREMENTS
- NOTE:**
DESIGN INTENT ONLY. SHOP DRAWINGS REQUIRED FROM STAIR MANUFACTURER. SUBMIT DRAWINGS FOR DESIGNER'S APPROVAL PRIOR TO FABRICATION
- NOTE:**
SITE VERIFY ALL DIMENSIONS PRIOR TO FABRICATION
- NOTE:**
PROVIDE CONTRASTING STRIPS AT TOP AND BOTTOM TREADS OF STAIRS



1 PLAN - STAIR 'L' LEVEL 1
SCALE: 1:20


- NOTE:**
ALL STAIR AND GUARD RAIL CONSTRUCTION AND ASSEMBLY TO CONFORM TO ALL LOCAL BUILDING CODE REQUIREMENTS
- NOTE:**
DESIGN INTENT ONLY. SHOP DRAWINGS REQUIRED FROM STAIR MANUFACTURER. SUBMIT DRAWINGS FOR DESIGNER'S APPROVAL PRIOR TO FABRICATION
- NOTE:**
SITE VERIFY ALL DIMENSIONS PRIOR TO FABRICATION
- NOTE:**
PROVIDE CONTRASTING STRIPS AT TOP AND BOTTOM TREADS OF STAIRS

- RECESSED DOWNLIGHT RECESSED LED DOWNLIGHT, 10 FIXTURES TOTAL TO BE CENTERED ON 1/2'S OF STAIR, SPACES 850mm APART STARTING APPROX. AT 1/2'S OF TOP TREAD AND ENDING APPROX. SUCH TREAD FROM THE BASE OF STAIR [L3.1]
- STAR TREADS AND RISERS FOR STONE FINISH [L3.2]
- TYPICAL FOOTLIGHT EVERY 3RD STEP [L3.3]
- CURVED METAL HAND RAIL C/W METAL BRACKETS SECURELY MOUNTED TO OMB PARTITION, PROVIDE CONCEALED SUPPORTS AS REQUIRED - REFER TO DETAIL [L3.4]
- CURVED OMB PARTITION W/ WOOD TOP CAP FINISHED ON ALL EXPOSED SURFACES, PROVIDE CONCEALED SUPPORTS AS REQUIRED [L3.5] [L3.6]
- LEADING EDGE OF TOP STAR TREAD FOR TILE FINISH C/W 6mm CHAMFER EDGE AT LEADING EDGE OF TREAD, PROVIDE RECESSED COLOUR CONTRAST METAL SLIP RESISTANT STRIPS AS PER OBC REQUIREMENTS REFER TO DETAIL [L3.7]
- 200mm MIN. NACILE INDICATOR AT TOP OF STAIR TO BEGIN ONE TREAD DEPTH BACK FROM LEADING EDGE OF STAR TREAD AS PER OBC REQUIREMENTS REFER TO DETAIL [L3.8]



2 PLAN - STAIR 'L' LEVEL P1
SCALE: 1:20

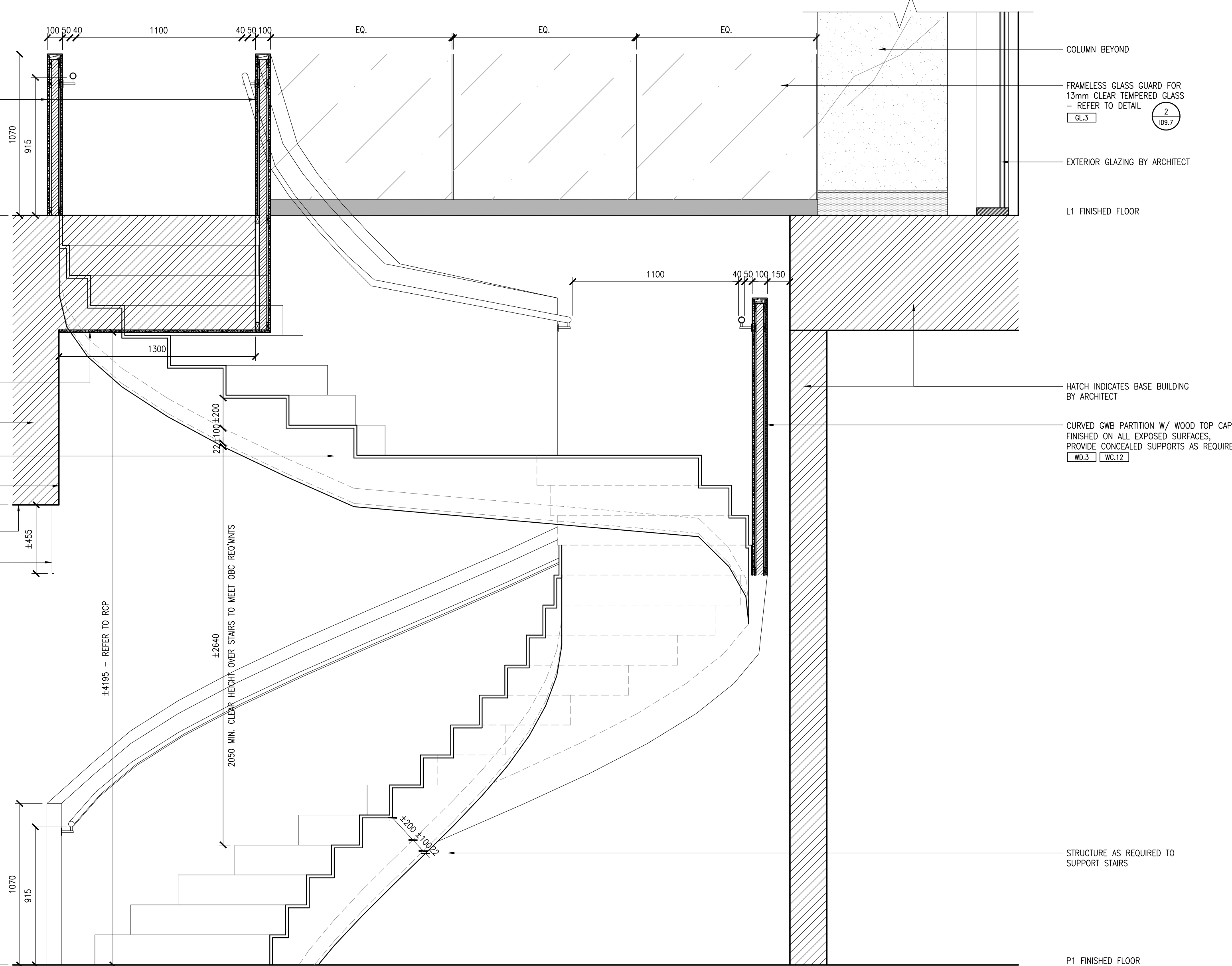
- NOTE:**
ALL STAIR AND GUARD RAIL CONSTRUCTION AND ASSEMBLY TO CONFORM TO ALL LOCAL BUILDING CODE REQUIREMENTS
- NOTE:**
CONCEPT IMAGE FOR DESIGN INTENT ONLY. SHOP DRAWINGS REQUIRED FROM STAIR MANUFACTURER. SUBMIT DRAWINGS FOR DESIGNER'S APPROVAL PRIOR TO FABRICATION
- NOTE:**
SITE VERIFY ALL DIMENSIONS PRIOR TO FABRICATION



- SMOKE BATFLE - REFER TO DETAIL [L3.9]
- CURVED OMB PARTITION W/ WOOD TOP CAP FINISHED ON ALL EXPOSED SURFACES, PROVIDE CONCEALED SUPPORTS AS REQUIRED [L3.5] [L3.6]
- CURVED METAL HAND RAIL C/W METAL BRACKETS SECURELY MOUNTED TO OMB PARTITION, PROVIDE CONCEALED SUPPORTS AS REQUIRED - REFER TO DETAIL [L3.4]
- STAR TREADS AND RISERS FOR STONE FINISH [L3.2]
- 1/2'S OF STAIR FOR MULLOVERING - REFER TO DETAIL [L3.7]

3 ELEVATION - STAIR 'L' CONCEPT
SCALE: 1:1.5

- CURVED OMB PARTITION W/ WOOD TOP CAP FINISHED ON ALL EXPOSED SURFACES, PROVIDE CONCEALED SUPPORTS AS REQUIRED [L3.5] [L3.6]
- U/S CLAD IN MULLOVERING TO MATCH STAIRS [L3.10]
- HATCH INDICATES BASE BUILDING BY ARCHITECT
- STRUCTURE AS REQUIRED TO SUPPORT STAIRS
- WALL FOR FRONT FINISH TO MATCH ADJACENT CEILING - REFER TO RCP
- U/S OF P1 FINISHED CEILING
- SMOKE BATFLE - REFER TO DETAIL [L3.9]



4 SECTION - STAIR 'L'
SCALE: 1:20

Hines TRIDEL

AQUAVISTA
AT BAYSIDE TORONTO
1 EDgewater Drive, Toronto Ontario

I B Y IV
DESIGN

77 MOWAT AVENUE, SUITE 100
TORONTO, ONTARIO M6K 3G3 - CANADA
T + 1 416 531 2224
12 DEBORCHASE STREET
NEW YORK, NEW YORK 10013 - USA
T + 1 212 302 4852

Our Project Number: 14008
Designed By: DMJ/R, VVJ/SJ
Drawing Number: DMJ/R, VVJ/SJ, BP/KOM

ID9.6